

COUNTY OF GLENN

State of California

ADOPTED BUDGET

For the Fiscal Year 2011/12



Published by order of: GLENN COUNTY BOARD OF SUPERVISORS
Compiled by: STANLEY T. ROZMARYN, Director of Finance



GLENN COUNTY BOARD OF SUPERVISORS

Willows Memorial Hall, 2nd Floor
525 West Sycamore Street, Suite B1
Willows, CA 95988

John K. Viegas, District 1
Dwight Foltz, District 2
Steve Soeth, District 3
Michael Murray, District 4
Leigh W. McDaniel, District 5

October 14, 2011


To the Citizens of Glenn County:

The Glenn County Board of Supervisors adopted the 2011/12 final county budget at its meeting of September 20, 2011. The board appointed and directed an Ad Hoc committee to review the budgets submitted by department heads. After careful review of the proposed budgets the Ad Hoc budget committee presented their recommendations to the full Board for consideration and action. What was presented to the board was a plan to balance the budget using a small portion of reserves and reducing expenditures in most of our general fund departments.

The following budget is a balanced fiscal plan for Glenn County. I can assure you that we will continue to monitor the budget and make corrections as the need arises. Guiding Glenn County through these tough economic times is our number one priority.

I would like to acknowledge Glenn County's dedicated employees for all they do, many of whom sacrificed and contributed to balancing this budget. With their input and hard work, I know that Glenn County will continue to weather this economic storm, serve its citizens, and be positioned to grow in the future.

Respectfully,



Steve Soeth, Chairman

~ The County of Glenn is an Equal Opportunity Provider ~

TABLE OF CONTENTS - ALPHABETICAL

- A -

AB8 Property Tax Allocation Chart	7
Accumulated Capital Outlay	101
ADA Enforcement Team Recovery	133
Advertising County Resources	102
Ag GIS Program	113
Agricultural Commissioner	112
Aid to Adoptions Assistance	227
Aid to Indigents / General Assistance	220
Air Pollution Control	277
Air Pollution Vehicle Registration	278
All Funds Summary (Sch 1)	11
Alcohol & Drug Abuse Services	204
Animal Control	120
Annual Audit	76
Appropriations Limit Compliance	12
Appropriations Limit Compliance, Special Districts	269
Artois Fire District	270
Assessor	78

- C -

Centralized Dispatch	157
Child Support Services	189
Clerk of the Board	74
Contingency	239
Cooperative Extension	232
COPS in Schools Grant	129
COPS Universal Hiring Grant	128
Coroner	116
County Activity 2002 through 2012 Chart	8
County Administrative Officer	73
County Counsel	79
County Facilities Internal Service Fund	250
County Library	231
County SLESF Grant	167
Court Consolidation	104
Court Remodel/Willows Memorial Hall	103
Court Revenues	107
CUPA / Underground Storage Tanks	243

- B -

Bayliss Fire District	272
Board of Supervisors	72
Board Resources	71
Boat Patrol	154
Boating Safety Equipment Grant	155
Budget Requirements by Category Chart	3
Building Inspector	114
Building Standards Admin Fee	156

- D -

Data Processing-Countywide IT Services	90
Data Processing-Countywide Network	89
Data Processing-Finance Network	88
Data Processing-Property Tax System	87
Data Processing Internal Service Fund	252
DEA H&S Grant	158
Debt Service – Juvenile Facility	237
Debt Service – Office of Ed Admin	235
Debt Service – Planning Permit Center	236
Debt Service - Toshiba Phone System	238
Delinquency Prevention	147
Department Head Directory	2
Department of Finance	75
Department Relocation	105
Detail of Additional Financing Sources (Sch 6)	30
Detail of Financing Uses (Sch 8)	62
Development Impact Fees	94
District Attorney	124
District Attorney Seizure	186
District Attorney SLESF Grant	169
DMV Surcharge	172

- C -

Cal Boat Launching	97
Cal EMA JAG OTP Grant	205
California Children’s Services	209
California Waste Management Grant	210
CalWorks Assistance	225
CalWorks Incentive	228
Carl Moyer Program	279
Cash Transfers – Public Safety	122
CDBG Public Works 9760	121
Central Services Internal Service Fund	251

TABLE OF CONTENTS - ALPHABETICAL

- D -

DNA Identification 76104.7GC, State	175
DNA Identification, County	173
DNA Identification, State	174
Drug Abuse Gang Activity Grant	182
Drug Court	206
Drug Enforcement	179

- E -

ECF Emergency Contingency	224
Elections, General & Special	81
Elections, School	82
Emergency Preparedness Grant	211
Emergency Services	118
Employee Benefits	85
Evidence Based Adult Supervision	153

- F -

Facilities Maintenance	83
Federal Seizure Grant	180
Fish & Game Propagation	190
Fixed Asset Requests	70
Fleet Operations	242
Flood Control	111
Foster Care Assistance	226
Fund Balance Governmental Funds (Sch 3)	17
Fund Balance Special Districts (Sch 13)	266

- G -

General Fund Budget Requirements Chart	6
General Insurance	84
GLINTF Federal Forfeiture	184
GLINTF State Forfeiture	183
Governmental Funds Summary	12
Grand Jury	109

- H -

Hamilton Fire District	271
Health Services Administration	247

- H -

Health CDC H1N1 Influenza	215
Health HPP H1N1 Influenza	216
Health WIC Advance	218
Historical Records	92
Homeland Security Grant 2007	135
Homeland Security Grant 2008	136
Homeland Security Grant 2009	137
Homeland Security Grant 2010	134
Hospital	201
Hospital Preparedness Grant	214
Hospital Settlement Reserve	255
Human Resource Agency	246

- I -

IHSS Providers	223
IHSS Public Authority	229
Indigent Defense	110
Investigative Vehicles	185

- J -

Jail	141
Jail SLESF 07/08	161
Jail SLESF 08/09	162
Jail SLESF 10/11	168
Jail SLESF 11/12	159
Jail Standards & Training	142
JJCPA Grant	170
Juvenile Facility Donation	176
Juvenile Hall	144
Juvenile Justice Commission	108
Juvenile Probation & Camp Funding	151

- K -

K-9 Donation	164
--------------	-----

- L -

Law Enforcement Discretionary	166
Law Enforcement Donation	163
Library	231

TABLE OF CONTENTS - ALPHABETICAL

- M -

Maternal Child Health	207
Memorial Hall Fund	99
Mental Health	203
Mental Health Services Act	212
Micrographics Conversion	188
Mosquito Abatement Assessment Area	219

- N -

North Willows County Service Area	276
-----------------------------------	-----

- O -

OES EMPG Grant	132
Olive Fruit Fly Pest Management District	280
Operating Transfers, Detail of	15
Ord Bend Launching Facility	98
Organizational Chart	1
Orland Airport Enterprise	256
Orland Airport Enterprise	260
Orland Airport Special Grant	257
Orland Airport Special Grant	261

- P -

Partnership Grant - Probation	150
Pay Schedule	296
Per Capita Park Grant	100
Personnel Department	80
Planning	119
Planning & Public Works Agency	248
Planning & Public Works Permit Center	249
Population Statistics	9
Position Allocation List	285
Probation	143
Probation DNA Identification	146
Probation JAG-OTP Grant	152
Probation Specialized Unit	148
Probation Standards & Training	145
Property Admin Grant	96
Property Characteristics	95
Property Tax Rates	281
Public Administrator/Guardian	117
Public Health	202

- R -

Recorder	115
Recorder's Modernization	177
Reserves & Designations Govt Funds (Sch 4)	20
Reserves & Designations Districts (Sch 14)	267
Road Budget by Category	197
Road Capital Construction	194
Road Construction & Maintenance	193
Road Engineers	191
Road Local Transportation Fund	196
Road Prop 1B	195
Road Shop	192

- S -

Safety Projects	93
SAMSHA Grant - Probation	149
Service Center Equipment Reserve	241
Sheriff	125
Sheriff & Probation Computer	123
Sheriff Cal-MMET	130
Sheriff Hamilton City Donations	160
Sheriff SAFE Grant	131
Sheriff's Civil Division	138
Sheriff's Court Security	139
Sheriff's Dispatch	126
Social Security Redaction Trust	178
Social Services Administration	222
Solid Waste Closure Fund	254
Source of General Purpose Revenue Chart	5
Sources of Financing Chart	4
Special District Budget Summary (Sch 12)	265
Special Investigations-GLINTF	127
SSD Stuart Foundation Grant	230
Storm Drain Maintenance #1	274
Storm Drain Maintenance #3	275
Substance Abuse Prop 36	213
Summary of Additional Financing Sources (Sch 5)	26
Summary of Financing Uses (Sch 7)	58
Superintendent of Schools	233
Superior Regional Workforce Education	217
Surveyor & Engineer	86

TABLE OF CONTENTS - ALPHABETICAL

- T -

Task Force Seizure	181
Tax Revenue Anticipation	77
Title III Forest Reserves	91
Tri-County Bee	245

- V -

Vegetation & Environmental Mgmt	244
Veteran's Service Officer	221
Vital & Health Statistics	187

- W -

Waste Disposal Enterprise	253
Water Resources	165
Willows Airport Enterprise	258
Willows Airport Enterprise	262
Willows Airport Special Grant	259
Willows Airport Special Grant	263
Willows Rural Fire District	273
Women, Infants & Children	208

- Y -

Youth Offender Intensive Supervision	171
--------------------------------------	-----

TABLE OF CONTENTS - NUMERIC

AB8 Property Tax Allocation Chart	7	- GENERAL FUND -	
All Funds Summary (Sch 1)	11		
Budget Requirements by Category Chart	3	01011150 - General Insurance	84
County Activity 2002 through 2012 Chart	8	01011170 - Employee Benefits	85
Department Head Directory	2	01011180 - Surveyor & Engineer	86
Detail of Additional Financing Sources (Sch 6)	30	01011200 - Data Processing-Property Tax System	87
Detail of Financing Uses (Sch 8)	62	01011201 - Data Processing-Finance Network	88
Fixed Asset Requests	70	01011202 - Data Processing-Countywide Network	89
Fund Balance Governmental Funds (Sch 3)	17	01011203 - Data Processing-Countywide IT Services	90
Fund Balance Special Districts (Sch 13)	266	01012040 - Court Revenues	107
General Fund Budget Requirements Chart	6	01012050 - Juvenile Justice Commission	108
Governmental Funds Summary (Sch 2)	12	01012060 - Grand Jury	109
Operating Transfers, Detail of	15	01012100 - Indigent Defense	110
Organizational Chart	1	01012170 - Flood Control	111
Pay Schedule	296	01012180 - Agricultural Commissioner	112
Population Statistics	9	01012183 - Ag GIS Program	113
Position Allocation List	285	01012200 - Building Inspector	114
Property Tax Rates	281	01012220 - Recorder	115
Appropriations Limit Compliance	12	01012230 - Coroner	116
Appropriations Limit Compliance, Special Districts	269	01012240 - Public Administrator/Guardian	117
Reserves & Designations Districts (Sch 14)	267	01012260 - Emergency Services	118
Reserves & Designations Govt Funds (Sch 4)	20	01012280 - Planning	119
Road Budget by Category	197	01012290 - Animal Control	120
Source of General Purpose Revenue Chart	5	01012295 - CDBG Public Works 9760	121
Sources of Financing Chart	4	01014022 - Hospital	201
Special District Budget Summary	265	01015090 - Aid to Indigents / General Assistance	220
Summary of Additional Financing Sources (Sch 5)	26	01015180 - Veteran's Service Officer	221
Summary of Financing Uses (Sch 7)	58	01016040 - County Library	231
		01016050 - Cooperative Extension	232
- GENERAL FUND -		01017020 - Contingency	239
01011005 - Board Resources	71		
01011010 - Board of Supervisors	72	- STATE GOVERNMENT-HEALTH SERVICES -	
01011013 - County Administrative Officer	73		
01011020 - Clerk of the Board	74	01024010 - Public Health	202
01011040 - Department of Finance	75	01024012 - Mental Health	203
01011051 - Annual Audit	76	01024014 - Alcohol & Drug Abuse Services	204
01011061 - Tax Revenue Anticipation	77	01024016 - Cal EMA JAG OTP Grant	205
01011070 - Assessor	78	01024017 - Drug Court	206
01011080 - County Counsel	79	01024020 - Maternal Child Health	207
01011090 - Personnel Department	80	01024025 - Women, Infants & Children	208
01011100 - Elections, General & Special	81	01024170 - California Children's Services	209
01011110 - Elections, School	82		
01011120 - Facilities Maintenance	83		

TABLE OF CONTENTS - NUMERIC

- STATE GOVERNMENT-SOCIAL SERVICES -

01025010 - Social Services Administration	222
01025011 - IHSS Providers	223
01025012 - ECF Emergency Contingency	224
01025020 - CalWorks Assistance	225
01025030 - Foster Care Assistance	226
01025280 - Aid to Adoptions Assistance	227

- PUBLIC SAFETY FUND -

01041005 - Cash Transfers – Public Safety	122
01041201 - Sheriff & Probation Computer	123
01042090 - District Attorney	124
01042110 - Sheriff	125
01042113 - Sheriff's Dispatch	126
01042114 - Special Investigations-GLINTF	127
01042115 - COPS Universal Hiring Grant	128
01042116 - COPS in Schools Grant	129
01042120 - Sheriff Cal-MMET	130
01042121 - Sheriff SAFE Grant	131
01042122 - OES EMPG Grant	132
01042125 - ADA Enforcement Team Recovery	133
01042130 - Homeland Security Grant 2010	134
01042132 - Homeland Security Grant 2007	135
01042133 - Homeland Security Grant 2008	136
01042134 - Homeland Security Grant 2009	137
01042135 - Sheriff's Civil Division	138
01042136 - Sheriff's Court Security - Willows	139
01042137 - Sheriff's Court Security - Orland	140
01042140 - Jail	141
01042142 - Jail Standards & Training	142
01042150 - Probation	143
01042155 - Juvenile Hall	144
01042156 - Probation Standards & Training	145
01042157 - Probation DNA Identification	146
01042158 - Delinquency Prevention	147
01042160 - Probation Specialized Unit	148
01042161 - SAMSHA Grant - Probation	149
01042164 - Partnership Grant - Probation	150
01042168 - Juvenile Probation & Camp Funding	151
01042175 - Probation JAG-OTP Grant	152
01042176 - Evidence Based Adult Supervision	153

- PUBLIC SAFETY FUND -

01042360 - Boat Patrol	154
01042361 - Boating Safety Equipment Grant	155

- SPECIAL REVENUE FUNDS -

01050347 - CalWorks Incentive	228
01051000 - Title III Forest Reserves	91
01051020 - Building Standards Admin Fee	156
01051050 - Historical Records	92
01051080 - Safety Projects	93
01052000 - Development Impact Fees	94
01052113 - Centralized Dispatch	157
01052127 - DEA H&S Grant	158
01052128 - Jail SLESF 11/12	159
01052130 - Sheriff Hamilton City Donations	160
01052132 - Jail SLESF 07/08	161
01052133 - Jail SLESF 08/09	162
01052134 - Law Enforcement Donation	163
01052135 - K-9 Donation	164
01052182 - Water Resources	165
01052545 - Law Enforcement Discretionary	166
01052550 - County SLESF Grant	167
01052551 - Jail SLESF 10/11	168
01052552 - District Attorney SLESF Grant	169
01052553 - JJCPA Grant	170
01052557 - Youth Offender Intensive Supervision	171
01052570 - DMV Surcharge	172
01052600 - DNA Identification, County	173
01052601 - DNA Identification, State	174
01052602 - DNA Identification 76104.7GC, State	175
01053440 - Property Characteristics	95
01053441 - Property Admin Grant	96
01054010 - California Waste Management Grant	210
01054011 - Emergency Preparedness Grant	211
01054012 - Mental Health Services Act	212
01054014 - Substance Abuse Prop 36	213
01054015 - Hospital Preparedness Grant	214
01054016 - Health CDC H1N1 Influenza	215
01054017 - Health HPP H1N1 Influenza	216
01054020 - Superior Regional Workforce Education	217
01054025 - Health WIC Advance	218

TABLE OF CONTENTS - NUMERIC

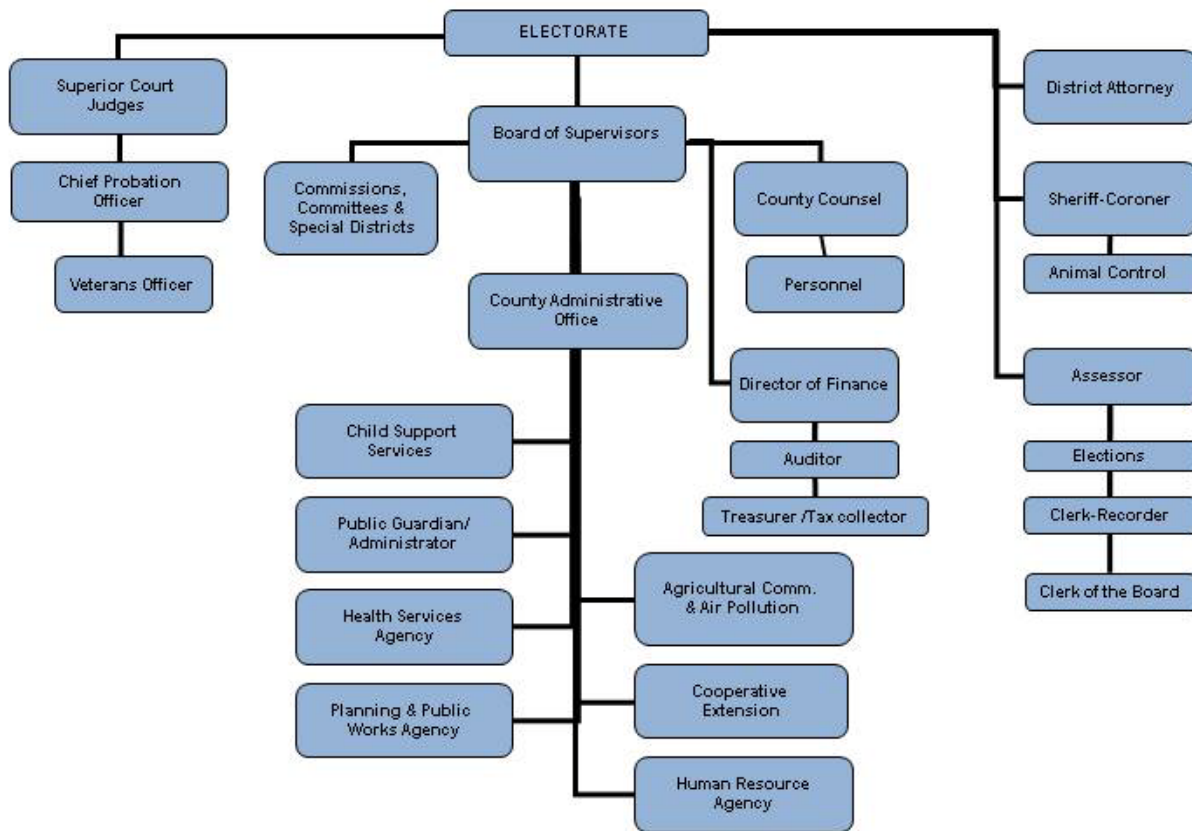
<p style="text-align: center;">- SPECIAL REVENUE FUNDS -</p> <p>01054045 - Mosquito Abatement Assessment Area 219</p> <p>01054110 - Juvenile Facility Donation 176</p> <p>01054380 - Recorder's Modernization 177</p> <p>01054385 - Social Security Redaction Trust 178</p> <p>01054400 - Drug Enforcement 179</p> <p>01054401 - Federal Seizure Grant 180</p> <p>01054403 - Task Force Seizure 181</p> <p>01054404 - Drug Abuse Gang Activity Grant 182</p> <p>01054406 - GLINTF State Forfeiture 183</p> <p>01054407 - GLINTF Federal Forfeiture 184</p> <p>01054410 - Investigative Vehicles 185</p> <p>01054420 - District Attorney Seizure 186</p> <p>01054620 - Cal Boat Launching 97</p> <p>01054621 - Ord Bend Launching Facility 98</p> <p>01054680 - Vital & Health Statistics 187</p> <p>01054840 - Memorial Hall Fund 99</p> <p>01054890 - Micrographics Conversion 188</p> <p>01055011 - IHSS Public Authority 229</p> <p>01055012 - SSD Stuart Foundation Grant 230</p> <p>01055340 - Child Support Services 189</p> <p>01057012 - Per Capita Park Grant 100</p> <p style="text-align: center;">- ROAD FUNDS -</p> <p>01201000 - Road Engineers 191</p> <p>01202000 - Road Shop 192</p> <p>01203010 - Road Construction & Maintenance 193</p> <p>01203012 - Road Capital Construction 194</p> <p>01203013 - Road Prop 1B 195</p> <p>01203014 - Road Local Transportation Fund 196</p> <p style="text-align: center;">- ACCUMULATED CAPITAL OUTLAY -</p> <p>01301130 - Accumulated Capital Outlay 101</p> <p style="text-align: center;">- ADVERTISING FUND -</p> <p>01401140 - Advertising County Resources 102</p> <p style="text-align: center;">- FISH & GAME FUND -</p> <p>01602270 - Fish & Game Propagation 190</p>	<p style="text-align: center;">- CAPITAL PROJECTS FUND -</p> <p>01751131 - Court Remodel/Willows Memorial Hall 103</p> <p>01751135 - Court Consolidation 104</p> <p>01751150 - Department Relocation 105</p> <p style="text-align: center;">- DEBT SERVICE FUND -</p> <p>01811137 - Debt Service – Office of Ed Admin 235</p> <p>01811140 - Debt Service – Planning Permit Center 236</p> <p>01811145 - Debt Service – Juvenile Facility 237</p> <p>01811146 - Debt Service - Toshiba Phone System 238</p> <p style="text-align: center;">- SUPERINTENDENT OF SCHOOLS FUND -</p> <p>01906020 - Superintendent of Schools 233</p> <p style="text-align: center;">- ENTERPRISE FUNDS -</p> <p>02000000 - Waste Disposal Enterprise 253</p> <p>02010000 - Solid Waste Closure Fund 254</p> <p>02021000 - Hospital Settlement Reserve 255</p> <p>02040205 - Orland Airport Enterprise 256</p> <p>02040206 - Orland Airport Special Grant 257</p> <p>02040207 - Willows Airport Enterprise 258</p> <p>02040208 - Willows Airport Special Grant 259</p> <p>02050000 - Orland Airport Enterprise 260</p> <p>02060000 - Orland Airport Special Grant 261</p> <p>02070000 - Willows Airport Enterprise 262</p> <p>02080000 - Willows Airport Special Grant 263</p> <p style="text-align: center;">- INTERNAL SERVICE FUNDS -</p> <p>02190000 - Service Center Equipment Reserve 241</p> <p>02200000 - Fleet Operations 242</p> <p>02210000 - CUPA / Underground Storage Tanks 243</p> <p>02220000 - Vegetation & Environmental Mgmt 244</p> <p>02224170 - Tri-County Bee 245</p> <p>02240000 - Human Resource Agency 246</p> <p>02250000 - Health Services Administration 247</p> <p>02260000 - Planning & Public Works Agency 248</p> <p>02261000 - Planning & Public Works Permit Center 249</p> <p>02261120 - County Facilities Internal Service Fund 250</p> <p>02270000 - Central Services Internal Service Fund 251</p> <p>02280000 - Data Processing Internal Service Fund 252</p>
---	--

TABLE OF CONTENTS - NUMERIC

- SPECIAL DISTRICTS -

05010000 - Artois Fire District	270
05022000 - Hamilton Fire District	271
05022010 - Bayliss Fire District	272
05050000 - Willows Rural Fire District	273
05110000 - Storm Drain Maintenance #1	274
05130000 - Storm Drain Maintenance #3	275
05140000 - North Willows County Service Area	276
05210000 - Air Pollution Control	277
05210241 - Air Pollution Vehicle Registration	278
05211000 - Carl Moyer Program	279
05250000 - Olive Fruit Fly Pest Management District	280

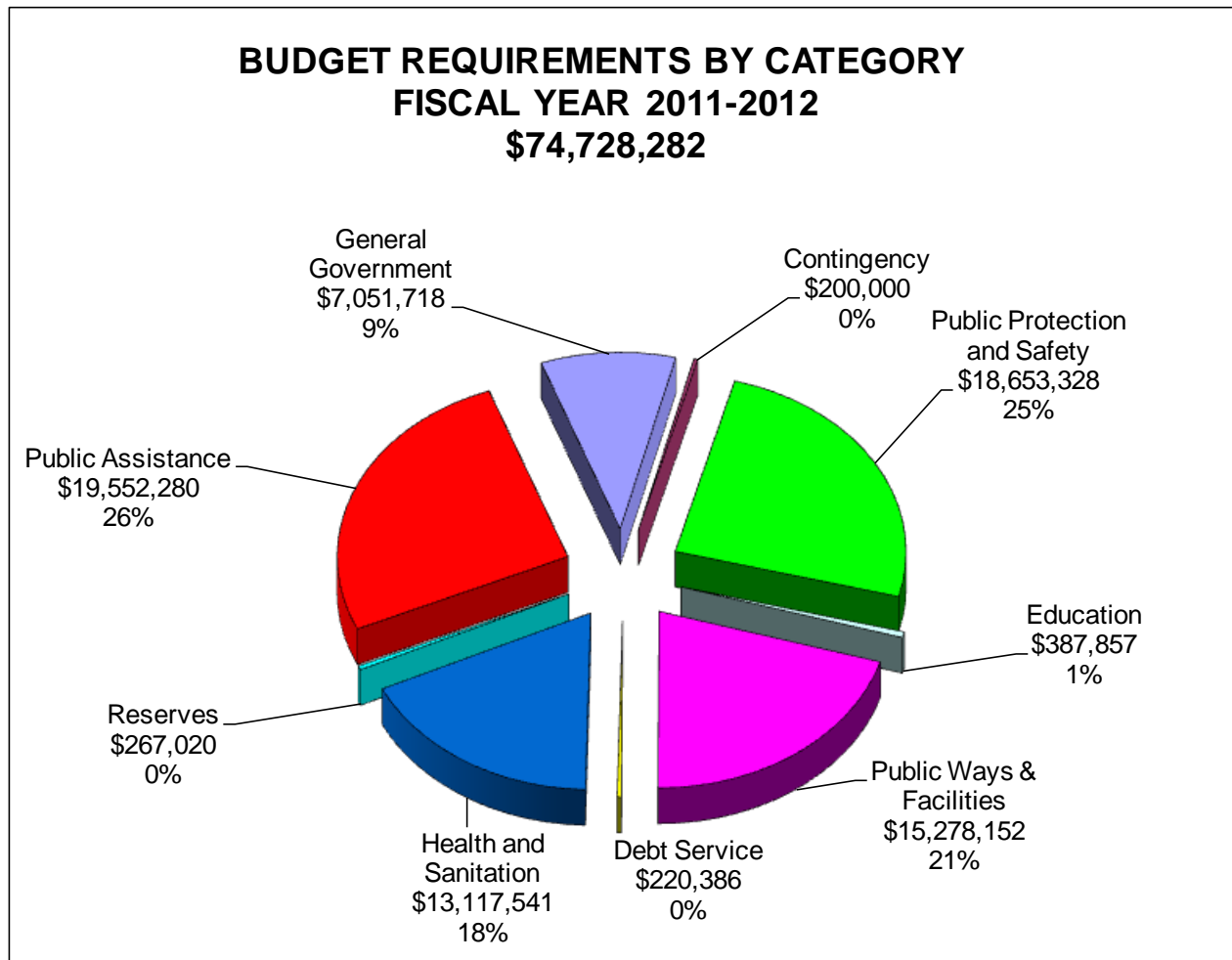
COUNTY OF GLENN ORGANIZATIONAL CHART



DIRECTORY OF ELECTIVE AND APPOINTIVE OFFICERS

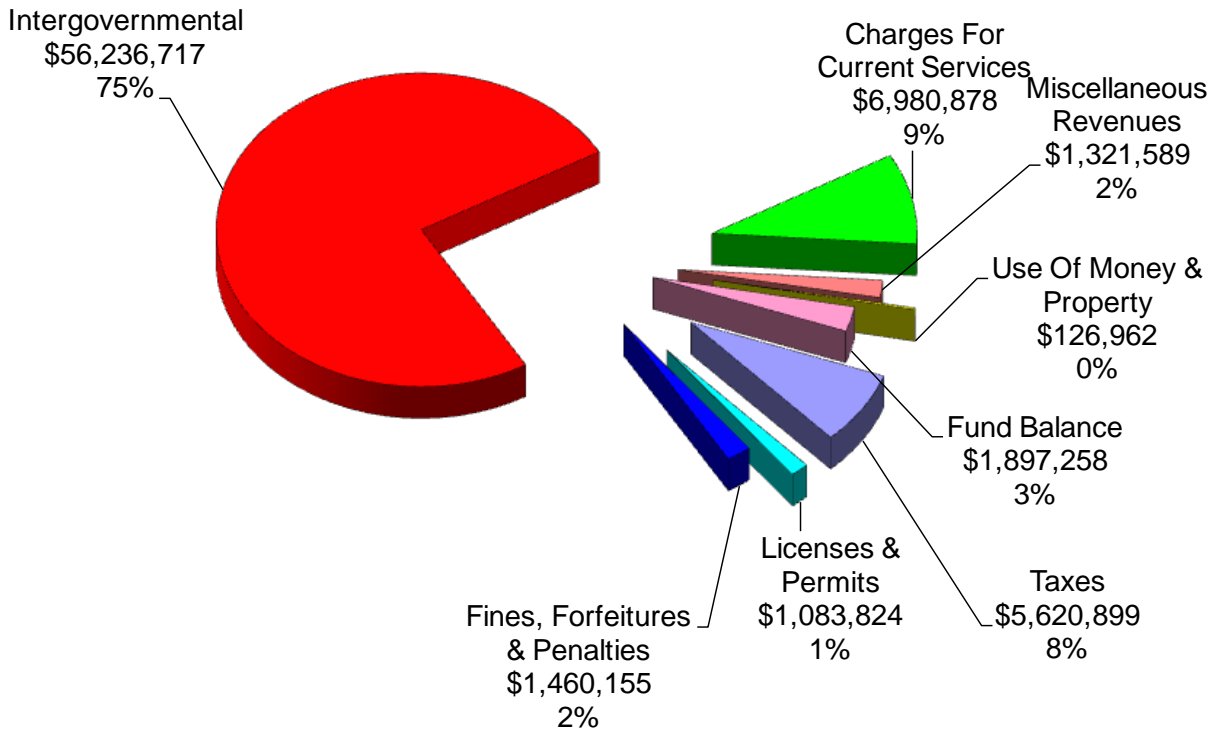
TITLE	NAME	TELEPHONE
<u>ELECTIVE OFFICERS</u>		
Assessor, Clerk-Recorder, Elections	Sheryl Thur	(530) 934-6402
District Attorney	Robert Maloney	(530) 934-6525
Sheriff-Coroner	Larry Jones	(530) 934-6441
Superintendent of Schools	Tracey Quarne	(530) 934-6575
Superior Court Judge	Donald Cole Byrd	(530) 934-6382
Superior Court Judge	Peter Twede	(530) 934-6382
Supervisor, District 1	John Viegas	(530) 934-6400
Supervisor, District 2	Dwight Foltz	(530) 934-6400
Supervisor, District 3	Steve Soeth	(530) 934-6400
Supervisor, District 4	Michael Murray	(530) 934-6400
Supervisor, District 5	Leigh McDaniel	(530) 934-6400
 <u>APPOINTIVE OFFICERS</u>		
Agricultural Commissioner	Jim Donnelly	(530) 934-6501
Child Support Services	Dawn Mayer	(530) 934-6527
Cooperative Extension	Bill Krueger	(530) 865-1107
County Counsel	Huston T. Carlyle	(530) 934-6455
Director of Finance	Stanley T. Rozmaryn	(530) 934-6476
Health Services Director	Scott Gruendl, Interim	(530) 934-6582
Human Resource Agency	Scott Gruendl	(530) 934-6638
Personnel Director	Huston T. Carlyle, Interim	(530) 934-6451
Probation Officer	Brandon Thompson	(530) 934-6416
Public Administrator/Guardian	Jeannie Rakestraw	(530) 934-6453
Planning & Public Works Director	John Linhart	(530) 934-6530
Veteran's Service Officer	Brandon Thompson	(530) 934-6524

COUNTY OF GLENN BUDGET CHARTS

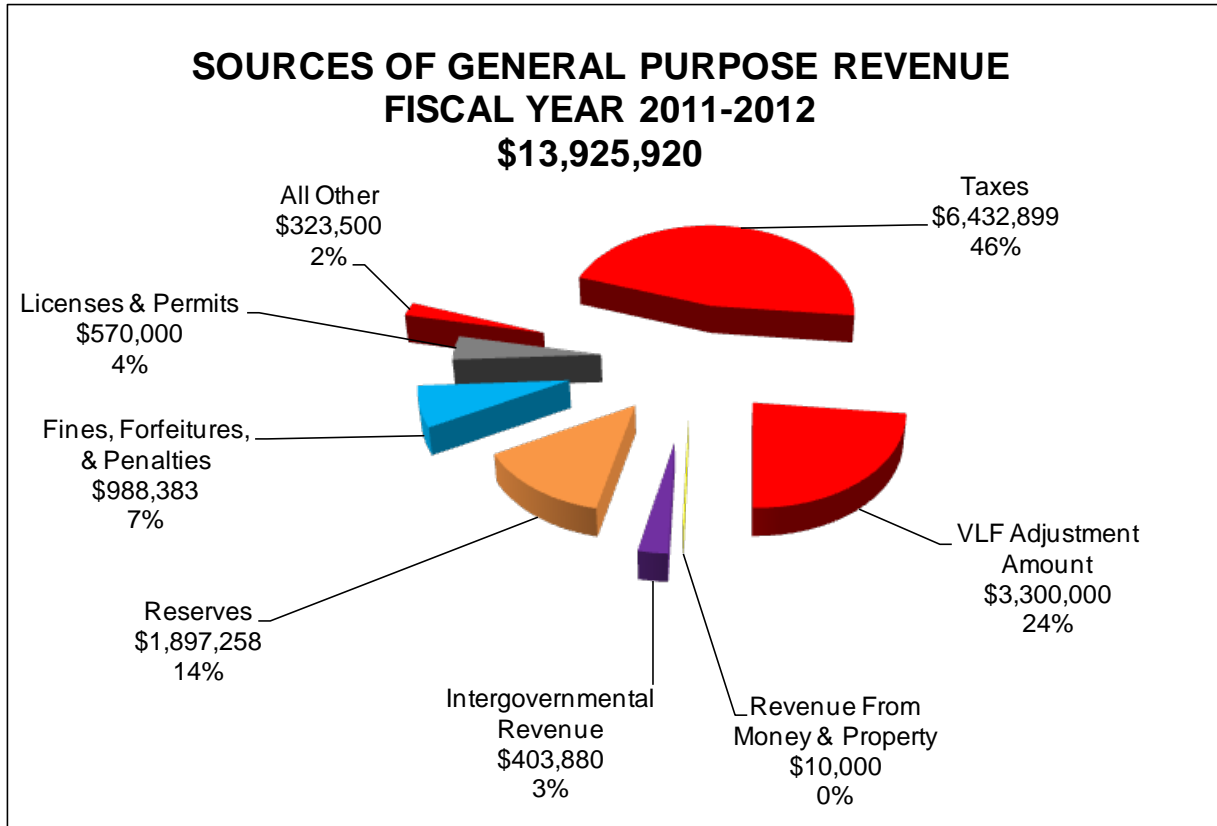


The chart above, **TOTAL BUDGET REQUIREMENTS BY CATEGORY** indicates the percent of the total and the amount for each of the functional areas reported in the budget. **Public Protection and Safety** accounts for 25%, and includes the Sheriff's Department, Jail, District Attorney, and Probation. **Public Assistance** at 26% includes Social Services, Foster Care, Community Action, and the Veteran's Service Officer. **Public Ways and Facilities** at 21% consists of the Public Works Department and Street Lighting. **Health and Sanitation** includes Health, Mental Health, Child Health, and the Drug Court for 18% of the budget. **General Government** at 9% represents support services departments such as the Department of Finance, Assessor, County Clerk, Board of Supervisors, and Building Maintenance. Operating transfers out have been excluded from this chart.

SOURCES OF FINANCING FISCAL YEAR 2011-2012 \$74,728,282



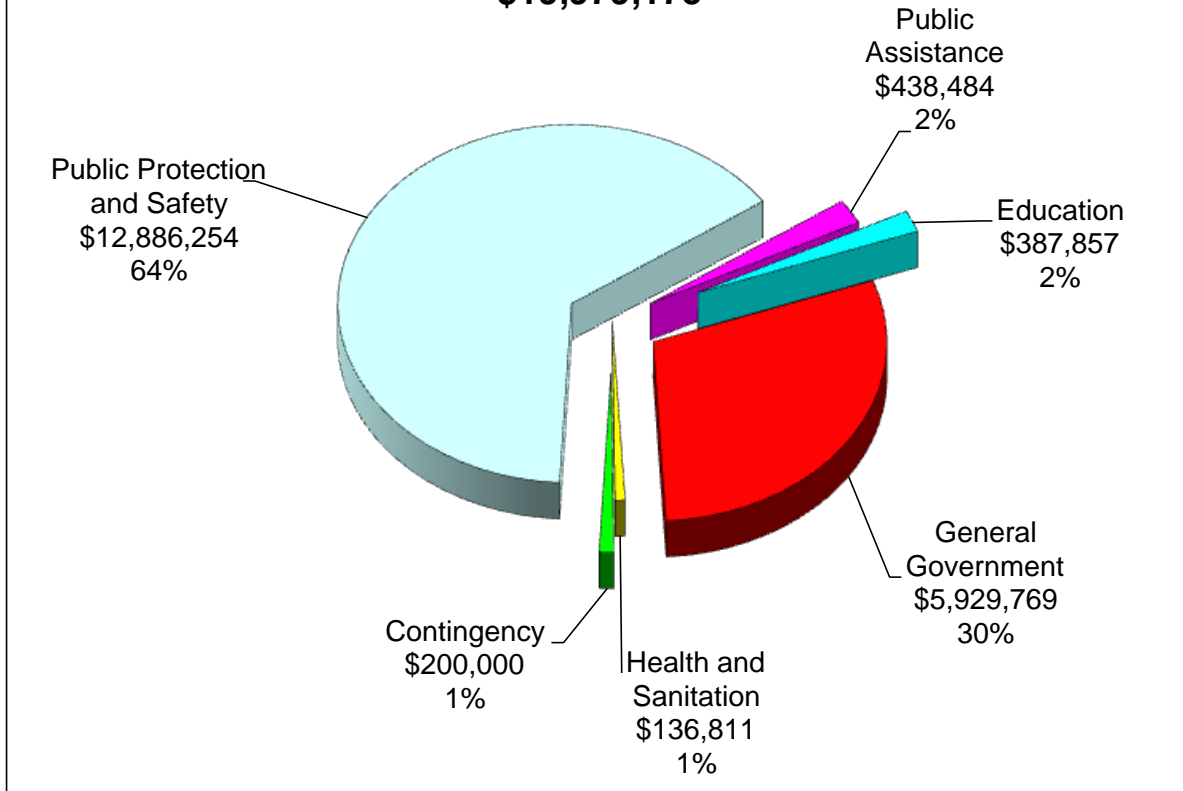
This chart, **SOURCES OF FINANCING**, presents the sources of funding to finance the budget. The single largest revenue source for the County Budget is **Intergovernmental Revenue**. The County receives these revenues from State and Federal Agencies, and most have specific requirements for how the funds may be spent. For example, over \$12 million is mandated for Health programs; \$19 million for Public Assistance; \$16 million for Public Works; and \$3 million for Law Enforcement. Intergovernmental Revenue represents 75% of the total revenue for the budget. The next largest category is **Charges for Services**, which accounts for 9%. **Taxes** includes Property, and Sales Taxes amount for 8% of the total, followed by the remaining categories of **Fund Balance** for 3%, **Miscellaneous Revenues** for 2%, **Fines, Forfeitures and Penalties** for 2%, **Licenses and Permits** for 1%, and **Use of Money and Property**, at less than 1%.



SOURCES OF GENERAL PURPOSE REVENUE provides information regarding financing for County operations. These revenues are not collected in direct response to services provided. For example, revenue from issuance of building permits and marriage licenses are categorized as program revenue and are shown within the operating departments. Non-program or General-purpose revenue includes countywide property taxes as well as intergovernmental revenues that come to the County without restrictions as to specific program use.

The single largest source is **Taxes**, representing 46%, and includes property and sales taxes. The second largest is the **Vehicle License Fee (VLF) Adjustment Amount**. At 24%, this presents the Property Tax for VLF swap enacted by California law, and replaces our Motor vehicle in-lieu payments. **Fines and Forfeitures** generate 7% of our general-purpose revenue, and **Intergovernmental** sources 3%, which includes Federal and State payments, Open Space Assessments, Homeowner's exemption payments, and block grants. **Licenses and Permits** at 4% includes fees established for services provided by the county. **Revenue from Money and Property** represents less than 1% and consists of Franchise fees and Interest income.

**GENERAL FUND BUDGET REQUIREMENTS
FISCAL YEAR 2011-2012
\$19,979,175**

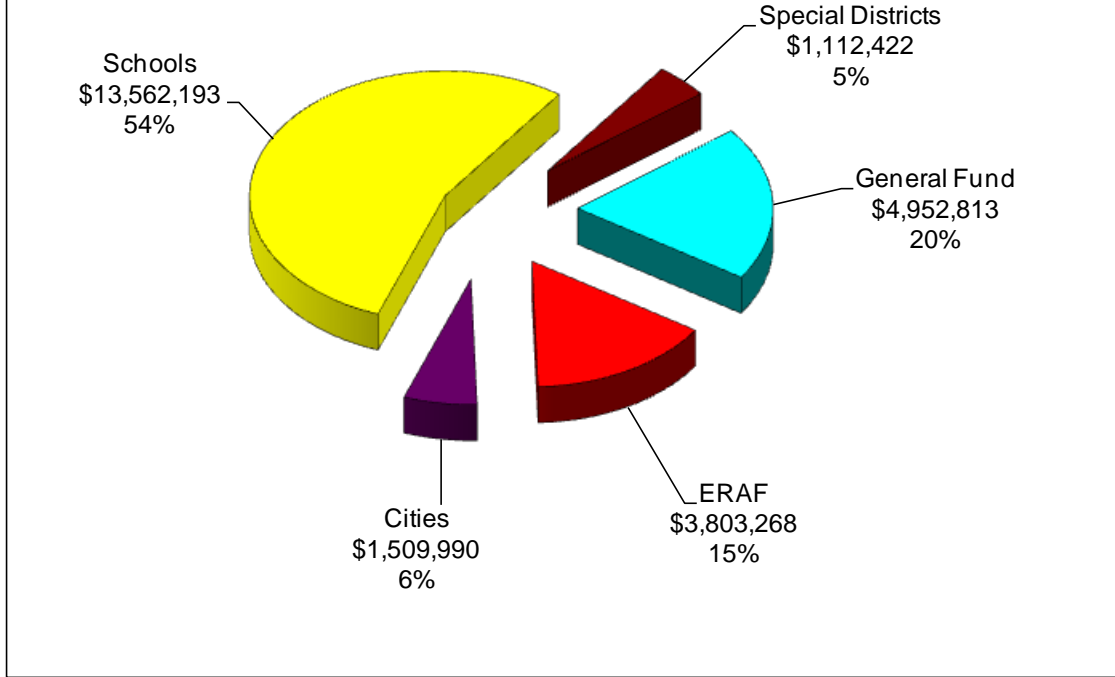


General Fund Budget Requirements presents a total of \$19,979,175. **Public Protection and Safety** require the largest amount of General Fund dollars at 64%. The second largest at 30% is for **General Government**, which includes:

- Assessor
- Board of Supervisors
- County Clerk
- County Counsel
- Department of Finance
- Elections
- Facilities Maintenance
- Personnel

General Fund requirements for **Education** and **Public Assistance** are 2% each. **Health & Sanitation** and **Contingency** amount to 1% each.

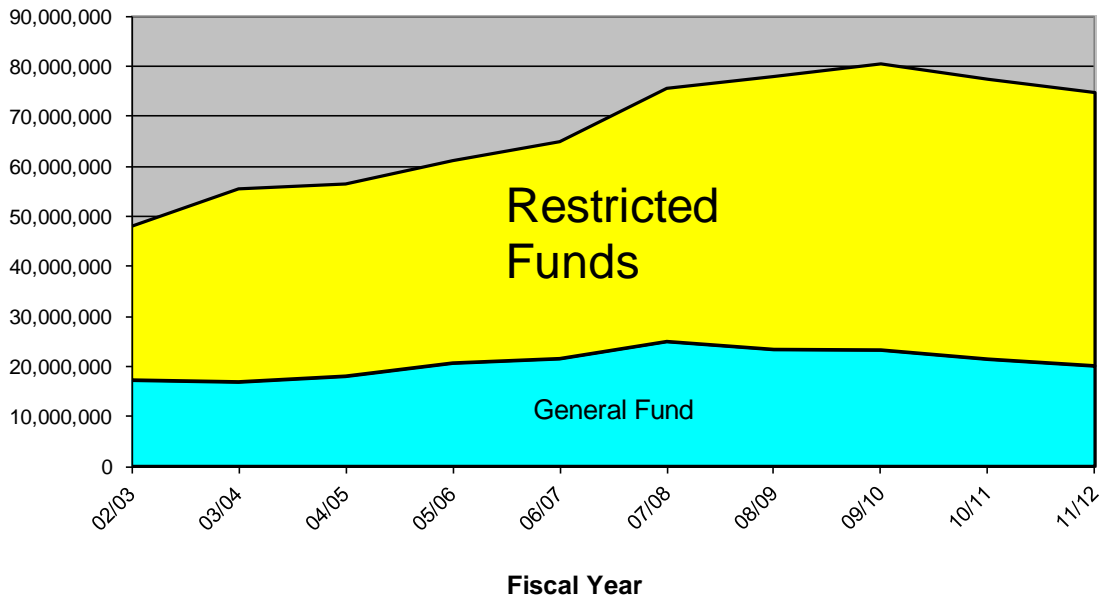
**AB8 PROPERTY TAX ALLOCATION
FISCAL YEAR 2011-2012
\$24,940,686**



A major source of general purpose revenues for Schools, Special districts, Cities and Counties is the Ad Valorem Property tax. **AB8 Property Tax Allocation** as shown above illustrates how the property taxes collected in Glenn County are initially allocated among those agencies eligible to receive tax monies. The County General Fund (20%), Cities (6%), and Special Districts (5%) receive a total of 31% of the tax dollar. In contrast, the Schools receive 69%; 54% through direct allocation, and another 15% through the Educational Revenue Augmentation Fund (ERAF).

ERAF is further allocated under SB1096, which allocates ERAF amounts to the Vehicle License Fee Property Tax Compensation Fund. These amounts are distributed to the cities and County to make up for losses in VLF backfill (the VLF for Property Tax Swap.)

COUNTY ACTIVITY 2002 THROUGH 2012



In 2002/2003 Glenn County's total revenues and appropriations were \$47 million. The general fund activity was \$17 million, or 36% of the total, and funds restricted for specific purposes totaled \$30 million, or 64% of our efforts.

Since 2002/2003, our activity has increased 155%. Total estimated revenues and appropriations now exceed \$74 million. There is also a reduction in the proportion of general fund activity to 27%, offset by an increase in restricted special purpose activity to 73%. Even though the funding levels for both general purpose and restricted purpose activities has increased over time, the restricted purpose funding increase of 77% outpaces general purpose funding increase of 30%, as we increase our participation in programs funded by state and Federal sources.

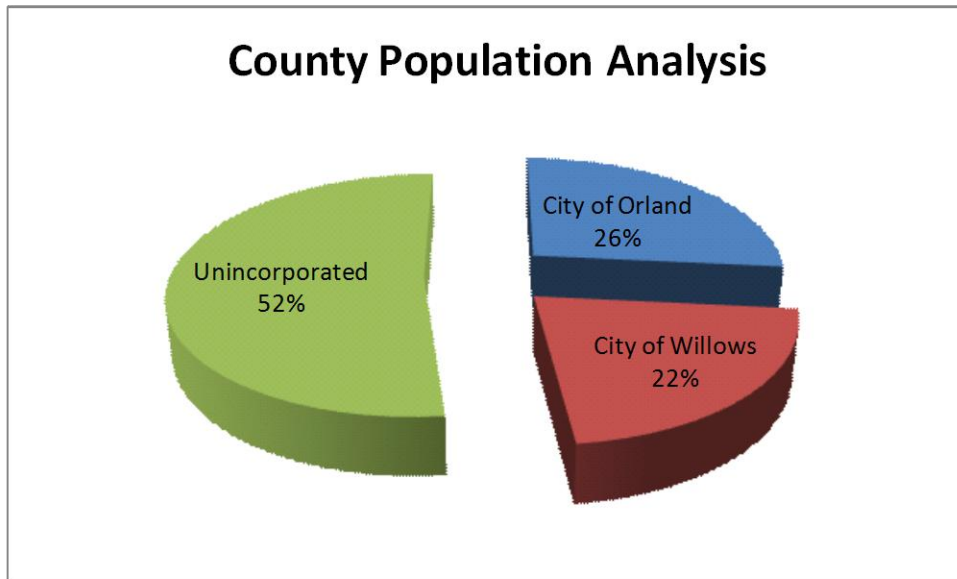
The 2011/2012 Budget is 3% smaller than the previous year. This reflects the reduction in both General Fund revenues and Restricted Fund availability due to the current state of the economy at local, state, and Federal levels.

GLENN COUNTY POPULATION STATISTICS

Taken from State Department of Finance
http://www.dof.ca.gov/budgeting/documents/Price-Population_2011.pdf



City of Orland	7,501
City of Willows	6,144
Unincorporated	<u>14,628</u>
Total County Population	<u><u>28,273</u></u>



This Page Intentionally Left Blank

COUNTY OF GLENN
ALL FUNDS SUMMARY
 FISCAL YEAR 2011-2012

Fund Name 1	Total Financing Sources				Total Financing Uses		
	Fund Balance Unreserved/ Undesignated June 30, 2011 2	Decreases to Reserves/ Designations 3	Additional Financing Sources 4	Total Financing Sources 5	Financing Uses 6	Increases to Reserves/ Designations 7	Total Financing Requirements 8
GOVERNMENTAL FUNDS							
GENERAL FUND	(759,598)	0	64,477,701	63,718,103	63,718,103	0	63,718,103
SPECIAL REVENUE FUNDS	225,828	2,445,529	21,044,243	23,715,600	23,448,637	266,963	23,715,600
CAPITAL PROJECTS FUNDS	(202,139)	201,793	536,441	536,095	536,038	57	536,095
DEBT SERVICE FUND	(14,155)	0	234,541	220,386	220,386	0	220,386
TOTAL GOVERNMENTAL FUNDS	(750,064)	2,647,322	86,292,926	88,190,184	87,923,164	267,020	88,190,184
OTHER FUNDS							
INTERNAL SERVICE FUNDS	0	268,518	7,964,838	8,233,356	8,152,065	81,291	8,233,356
ENTERPRISE FUNDS	0	28,512	8,802,724	8,831,236	5,100,214	3,731,022	8,831,236
SPECIAL DISTRICTS & OTHER AGENCIES	467,611	61,227	1,483,130	2,011,968	1,738,584	273,384	2,011,968
TOTAL OTHER FUNDS	467,611	358,257	18,250,692	19,076,560	14,990,863	4,085,697	19,076,560
TOTAL ALL FUNDS	(282,453)	3,005,579	104,543,618	107,266,744	102,914,027	4,352,717	107,266,744

COUNTY OF GLENN
GOVERNMENTAL FUNDS SUMMARY
 FISCAL YEAR 2011-2012

Fund Name 1	Total Financing Sources				Total Financing Uses		
	Fund Balance Unreserved/ Undesignated June 30, 2011 2	Decreases to Reserves/ Designations 3	Additional Financing Sources 4	Total Financing Sources 5	Financing Uses 6	Increases to Reserves/ Designations 7	Total Financing Requirements 8
GENERAL FUND							
01010000 General Fund	(177,673)	0	20,156,848	19,979,175	19,979,175	0	19,979,175
01020000 State Govt Fund-Health Services	0	0	12,032,379	12,032,379	12,032,379	0	12,032,379
01025000 State Govt Fund-Social Services	0	0	19,062,536	19,062,536	19,062,536	0	19,062,536
01040000 Public Safety Fund	(581,925)	0	13,225,938	12,644,013	12,644,013	0	12,644,013
TOTAL GENERAL FUND	(759,598)	0	64,477,701	63,718,103	63,718,103	0	63,718,103
SPECIAL REVENUE FUNDS **See attached schedule for detail	225,828	2,445,529	21,044,243	23,715,600	23,448,637	266,963	23,715,600
CAPITAL PROJECTS FUNDS							
01301130 Accumulated Capital Outlay Fund	(43)	0	100	57	0	57	57
01751131 Capital Projects Fund	(202,096)	201,793	536,341	536,038	536,038	0	536,038
TOTAL CAPITAL PROJECTS FUNDS	(202,139)	201,793	536,441	536,095	536,038	57	536,095
DEBT SERVICE FUND	(14,155)	0	234,541	220,386	220,386	0	220,386
TOTAL GOVERNMENTAL FUNDS	(750,064)	2,647,322	86,292,926	88,190,184	87,923,164	267,020	88,190,184

APPROPRIATIONS LIMIT

\$ 36,983,649

APPROPRIATIONS SUBJECT TO LIMIT

\$ 12,016,712

COUNTY OF GLENN
GOVERNMENTAL FUNDS SUMMARY
 FISCAL YEAR 2011-2012

Fund Name 1	Total Financing Sources				Total Financing Uses		
	Fund Balance Unreserved/ Undesignated June 30, 2011 2	Decreases to Reserves/ Designations 3	Additional Financing Sources 4	Total Financing Sources 5	Financing Uses 6	Increases to Reserves/ Designations 7	Total Financing Requirements 8
**SPECIAL REVENUE FUNDS							
01050347 CalWorks Incentive	4,253	45,247	500	50,000	50,000	0	50,000
01051000 Title III Forest Reserves	67,570	0	40,500	108,070	40,500	67,570	108,070
01051020 Building Standards Admin Fee	86	0	0	86	0	86	86
01051050 Historical Records Commission	(2,432)	27	2,405	0	0	0	0
01051080 Safety Projects	19,557	0	0	19,557	12,000	7,557	19,557
01052000 Development Impact Fees	555	0	0	555	0	555	555
01052113 Centralized Dispatch	5,152	0	0	5,152	0	5,152	5,152
01052122 CLEEP Grant 02	0	0	0	0	0	0	0
01052127 DEA H&S Grant	(5,000)	5,000	50,000	50,000	50,000	0	50,000
01052128 Jail SLESF 11/12	0	0	7,148	7,148	7,148	0	7,148
01052130 Sheriff HC Donations	504	0	0	504	0	504	504
01052131 Jail SLESF 06/07	0	0	0	0	0	0	0
01052132 Jail SLESF 07/08	0	0	0	0	0	0	0
01052133 Jail SLESF 08/09	0	0	0	0	0	0	0
01052134 Law Enforcement Donation	7,716	0	0	7,716	0	7,716	7,716
01052135 K-9 Donation	10,398	0	15,000	25,398	15,000	10,398	25,398
01052182 Groundwater Grant	4,934	0	219,900	224,834	219,900	4,934	224,834
01052261 OES Domestic Equip Grant	0	0	0	0	0	0	0
01052545 Law Enforcement Discretionary	128	0	500,000	500,128	500,000	128	500,128
01052550 County SLESF	1,758	0	100,000	101,758	101,758	0	101,758
01052551 Jail SLESF 10/11	229	0	0	229	0	229	229
01052552 DA SLESF	6,880	0	0	6,880	0	6,880	6,880
01052553 AB1913 Personal Pathways	19	0	0	19	0	19	19
01052557 DJJ Reimbursement	71,329	18,131	117,000	206,460	206,460	0	206,460
01052570 DMV Surcharge	5,968	0	24,000	29,968	24,000	5,968	29,968
01052600 DNA Identification-County	72,935	0	24,500	97,435	97,435	0	97,435
01052601 DNA Identification-State	343	0	10,010	10,353	10,010	343	10,353
01052602 DNA Identification 76104.7 GC	23,304	0	75,050	98,354	75,050	23,304	98,354
01053440 Property Characteristics	(680)	680	8,000	8,000	8,000	0	8,000
01053441 Property Admin Grant	0	0	0	0	0	0	0
01054010 California Waste Mgmt Grant	(32)	32	15,787	15,787	15,787	0	15,787
01054011 Emergency Preparedness Grant	0	0	186,185	186,185	186,185	0	186,185
01054012 Mental Health Service Act	0	0	2,312,337	2,312,337	2,312,337	0	2,312,337
01054014 Substance Abuse Prop 36	0	0	0	0	0	0	0
01054015 Hospital Preparedness Grant	0	0	154,126	154,126	154,126	0	154,126
01054016 Health CDC H1N1 Influenza	0	0	0	0	0	0	0
01054017 Health HPP H1N1 Influenza	0	0	0	0	0	0	0
01054020 Superior Reg Workforce Ed	0	0	600,000	600,000	600,000	0	600,000
01054025 Women, Infants & Children	1	0	0	1	0	1	1
01054045 Mosq Abatement Assmt Area	10,738	0	170,744	181,482	170,744	10,738	181,482
01054110 Juvenile Facility Donation	2	0	0	2	0	2	2
01054380 Recorder's Modernization	(4,337)	337	30,000	26,000	26,000	0	26,000
01054385 Social Security Redaction	5,349	0	5,300	10,649	10,000	649	10,649
01054400 Drug Enforcement	3,619	0	1,899	5,518	5,300	218	5,518
01054401 Federal Seizure	94	0	0	94	0	94	94
01054402 MET & Major Crimes Seizure	0	0	0	0	0	0	0
01054403 Tagment Seizure	567	0	0	567	0	567	567
01054404 Drug Abuse/Gang Activity	12,511	0	0	12,511	0	12,511	12,511
01054405 Tagment Asset Forfeiture	0	0	0	0	0	0	0

COUNTY OF GLENN
GOVERNMENTAL FUNDS SUMMARY
 FISCAL YEAR 2011-2012

Fund Name 1	Total Financing Sources				Total Financing Uses		
	Fund Balance Unreserved/ Undesignated June 30, 2011 2	Decreases to Reserves/ Designations 3	Additional Financing Sources 4	Total Financing Sources 5	Financing Uses 6	Increases to Reserves/ Designations 7	Total Financing Requirements 8
**SPECIAL REVENUE FUNDS							
01054406 GLINTF Forfeiture	76,238	0	500	76,738	48,800	27,938	76,738
01054407 GLINTF Federal Forfeiture	5,021	0	0	5,021	0	5,021	5,021
01054410 Investigative Vehicles	1,169	0	750	1,919	1,907	12	1,919
01054420 DA Seizure	11,250	0	0	11,250	0	11,250	11,250
01054620 Cal Boat Launching	2,880	14,515	595,156	612,551	612,550	1	612,551
01054680 Vital & Health Statistics	9	0	2,800	2,809	1,300	1,509	2,809
01054840 Memorial Hall	3,858	4,021	37,221	45,100	45,100	0	45,100
01054890 Micrographics Conversion	2	0	5,500	5,502	5,500	2	5,502
01055011 IHSS Public Authority	0	0	318,391	318,391	318,391	0	318,391
01055012 SSD Stuart Foundation	(751)	13,119	32	12,400	12,400	0	12,400
01055340 Child Support Services	0	0	790,733	790,733	790,733	0	790,733
01057012 Per Capita Park Grant 2002	(6,245)	0	450,450	444,205	444,204	1	444,205
01200000 Road Fund	(486,429)	696,309	13,984,319	14,194,199	14,140,398	53,801	14,194,199
01203013 Road 1B Fund	18,504	1,643,216	5,000	1,666,720	1,666,720	0	1,666,720
01203014 Road Local Transportation	276,858	2,142	1,000	280,000	280,000	0	280,000
01401140 Advertising Fund	811	0	20,000	20,811	20,000	811	20,811
01602270 Fish & Game Fund	3,131	0	5,900	9,031	8,539	492	9,031
01906020 Superintendent of Schools	(4,498)	2,753	156,100	154,355	154,355	0	154,355
TOTAL SPECIAL REVENUE FUNDS	225,828	2,445,529	21,044,243	23,715,600	23,448,637	266,963	23,715,600

2011-2012 DETAIL OF OPERATING TRANSFERS

TRANSFERS BY FUND	OPERATING TRANSFERS IN	OPERATING TRANSFERS OUT
GENERAL FUND		
Transfer from Capital Projects Fund	536,038	
Transfer from Special Revenue - Cal Boat Launch Trust	14,000	
Transfer from Special Revenue - Memorial Hall Trust	35,000	
Transfer from Special Revenue - Micrographics Conversion	5,500	
Transfer from Special Revenue - Property Characteristics	8,000	
Transfer from Special Revenue - Recorder's Modernization	26,000	
Transfer to Advertising Fund		1,000
Transfer to Health Programs		96,776
Transfer to Public Safety Fund		8,276,635
Transfer to Social Services		273,531
Transfer to Special Revenue - Historical Records Commission		2,405
TOTAL GENERAL FUND TRANSFERS	624,538	8,650,347
STATE GOVERNMENT FUND - HEALTH SERVICES		
Transfer from General Fund - Drug Court	38,275	
Transfer from General Fund - Health (Match)	58,501	
Transfer from Special Revenue - Calif Waste Mgmt Grant	15,743	
Transfer from Special Revenue - Emerg Preparedness Grant	27,630	
Transfer from Special Revenue - Mental Health Services Act	2,306,890	
Transfer to Public Safety Fund - Probation grants		43,789
TOTAL STATE GOVT FUND TRANSFERS - HEALTH SVCS	2,447,039	43,789
STATE GOVERNMENT FUND - SOCIAL SERVICES		
Transfer from General Fund - CalWorks	92,500	
Transfer from General Fund - Foster Care	126,031	
Transfer from General Fund - Social Services Administration	55,000	
Transfer from Special Revenue - CalWorks Incentive	50,000	
Transfer to Public Safety Fund		6,000
TOTAL STATE GOVT FUND TRANSFERS - SOCIAL SVCS	323,531	6,000
PUBLIC SAFETY FUND		
Transfer from General Fund	8,276,635	
Transfer from Public Safety Fund - OES EPMG Grant	130,251	
Transfer from Special Revenue - County DNA	73,402	
Transfer from Special Revenue - DMV Surcharge	24,000	
Transfer from Special Revenue - Law Enforce Discretionary	500,000	
Transfer from State Govt Fund Health Services	43,789	
Transfer from State Govt Fund Social Services	6,000	
Transfer to Debt Service Fund		45,991
Transfer to Public Safety Fund - Sheriff		130,251
TOTAL PUBLIC SAFETY FUND TRANSFERS	9,054,077	176,242

2011-2012 DETAIL OF OPERATING TRANSFERS

TRANSFERS BY FUND	OPERATING TRANSFERS IN	OPERATING TRANSFERS OUT
SPECIAL REVENUE FUND		
Transfer from General Fund - Historical Records	2,405	
Transfer to General Fund - Assessor		8,000
Transfer to General Fund - Facilities Maintenance		49,000
Transfer to General Fund - Recorder		31,500
Transfer to Public Safety Fund - Probation		73,402
Transfer to Public Safety Fund - Sheriff		524,000
Transfer to State Govt Fund Health Services		2,350,263
Transfer to State Govt Fund Social Services		50,000
TOTAL SPECIAL REVENUE FUND TRANSFERS	2,405	3,086,165
ROAD FUND		
Transfer from Road Local Transportation Fund	280,000	
Transfer from Road Prop 1B Fund	528,966	
TOTAL ROAD FUND TRANSFERS	808,966	0
ROAD PROP 1B FUND		
Transfer to Road Capital Construction		53,966
Transfer to Road Construction & Maintenance		475,000
TOTAL ROAD PROP 1B FUND TRANSFERS	0	528,966
ROAD LOCAL TRANSPORTATION FUND		
Transfer to Road Fund		280,000
TOTAL ROAD LOCAL TRANSPORTATION FUND TRANSFERS	0	280,000
ADVERTISING FUND		
Transfer from General Fund	1,000	
TOTAL ADVERTISING FUND TRANSFERS	1,000	0
CAPITAL PROJECTS FUND		
Transfer to General Fund - Board Resources		536,038
TOTAL ADVERTISING FUND TRANSFERS	0	536,038
DEBT SERVICE FUND		
Transfer from Public Safety Fund	45,991	
Transfer from Superintendent of Schools Fund	154,355	
TOTAL DEBT SERVICE FUND TRANSFERS	200,346	0
SUPERINTENDENT OF SCHOOLS FUND		
Transfer to Debt Service Fund		154,355
TOTAL SUPERINTENDENT OF SCHOOLS FUND TRANSFERS	0	154,355
GRAND TOTAL TRANSFERS	\$13,461,902	\$13,461,902

COUNTY OF GLENN
FUND BALANCE - GOVERNMENTAL FUNDS
 FISCAL YEAR 2011-12

Fund Name 1	Total Fund Balance June 30, 2011 Actual 2	Less: Fund Balance - Reserved/Designated			Fund Balance Unreserved/ Undesignated June 30, 2011 6
		Encumbrances 3	General & Other Reserves 4	Designations 5	
GENERAL FUND					
01010000 General Fund	450,721	0	552,698	75,696	(177,673)
01020000 State Govt Fund - Health Services	100	0	0	100	0
01025000 State Govt Fund - Social Services	350	0	0	350	0
01040000 Public Safety Fund	(581,925)	0	0	0	(581,925)
TOTAL GENERAL FUND	(130,754)	0	552,698	76,146	(759,598)
SPECIAL REVENUE FUNDS					
01050347 CalWorks Incentive	129,960	0	0	125,707	4,253
01051000 Title III Forest Reserves	169,845	0	0	102,275	67,570
01051020 Building Standards Admin Fees	237	0	0	151	86
01051050 Historical Records Commission	(2,405)	0	0	27	(2,432)
01051080 Safety Projects	33,400	0	0	13,843	19,557
01052000 Development Impact Fees	2,465	0	0	1,910	555
01052113 Centralized Dispatch	5,169	0	0	17	5,152
01052122 CLEEP Grant 02	0	0	0	0	0
01052127 DEA H&S Grant	7,032	0	0	12,032	(5,000)
01052128 Jail SLESF 11/12	0	0	0	0	0
01052130 Sheriff HC Donations	505	0	0	1	504
01052131 Jail SLESF 06/07	0	0	0	0	0
01052132 Jail SLESF 07/08	0	0	0	0	0
01052133 Jail SLESF 08/09	0	0	0	0	0
01052134 Law Enforcement Donation	7,716	0	0	0	7,716
01052135 K-9 Donation	10,398	0	0	0	10,398
01052182 Groundwater Grant	7,019	0	0	2,085	4,934
01052261 OES Domestic Equip Grant	1,777	0	0	1,777	0
01052545 Law Enforcement Discretionary	3,381	0	0	3,253	128
01052550 County SLESF	1,758	0	0	0	1,758
01052551 Jail SLESF 10/11	229	0	0	0	229
01052552 DA SLESF	13,854	0	0	6,974	6,880
01052553 AB1913 Personal Pathways Grant	19	0	0	0	19
01052557 DJJ Reimbursement	101,957	0	0	30,628	71,329

COUNTY OF GLENN
FUND BALANCE - GOVERNMENTAL FUNDS
 FISCAL YEAR 2011-12

Fund Name 1	Total Fund Balance June 30, 2011 Actual 2	Less: Fund Balance - Reserved/Designated			Fund Balance Unreserved/ Undesignated June 30, 2011 6
		Encumbrances 3	General & Other Reserves 4	Designations 5	
SPECIAL REVENUE FUNDS					
01052570 DMV Surcharge	47,538	0	0	41,570	5,968
01052600 DNA Identification-County	72,935	0	0	0	72,935
01052601 DNA Identification-State	2,646	0	0	2,303	343
01052602 DNA Identification 76104.7 GC	23,304	0	0	0	23,304
01053440 Property Characteristics	7,753	0	0	8,433	(680)
01053441 Property Admin Grant	0	0	0	0	0
01054010 California Waste Mgmt Grant	1	0	0	33	(32)
01054011 Emergency Preparedness Grant	0	0	0	0	0
01054012 Mental Health Services Act	88,510	0	0	88,510	0
01054014 Substance Abuse Prop 36	1	0	0	1	0
01054015 Hospital Preparedness Grant	0	0	0	0	0
01054016 Health CDC H1N1 Influenza	0	0	0	0	0
01054017 Health HPP H1N1 Influenza	0	0	0	0	0
01054020 Superior Reg Workforce Education	9,783	0	0	9,783	0
01054025 Women, Infants & Children	193	0	0	192	1
01054045 Mosq Abatement Assessment	85,796	0	0	75,058	10,738
01054110 Juvenile Facility Donation	491	0	0	489	2
01054380 Recorder's Modernization	8,283	0	0	12,620	(4,337)
01054385 Social Security Redaction	16,628	0	0	11,279	5,349
01054400 Drug Enforcement	42,540	0	0	38,921	3,619
01054401 Federal Seizure	19,160	0	0	19,066	94
01054402 MET & Major Crimes Seizure	0	0	0	0	0
01054403 Tagment Seizure	16,850	0	0	16,283	567
01054404 Drug Abuse/Gang Activity	24,731	0	0	12,220	12,511
01054405 Tagment Asset Forfeiture	0	0	0	0	0
01054406 GLINTF Forfeiture	116,766	0	0	40,528	76,238
01054407 GLINTF Federal Forfeiture	5,021	0	0	0	5,021
01054410 Investigative Vehicles	2,426	0	0	1,257	1,169
01054420 DA Seizure	19,005	0	0	7,755	11,250
01054620 Cal Boat Launching	21,099	0	0	18,219	2,880
01054680 Vital & Health Statistics	5,808	0	0	5,799	9
01054840 Memorial Hall	7,879	0	0	4,021	3,858
01054890 Micrographics Conversion	3	0	0	1	2

COUNTY OF GLENN
FUND BALANCE - GOVERNMENTAL FUNDS
 FISCAL YEAR 2011-12

Fund Name 1	Total Fund Balance June 30, 2011 Actual 2	Less: Fund Balance - Reserved/Designated			Fund Balance Unreserved/ Undesignated June 30, 2011 6
		Encumbrances 3	General & Other Reserves 4	Designations 5	
SPECIAL REVENUE FUNDS					
01055011 IHSS Public Authority	37,638	0	0	37,638	0
01055012 SSD Stuart Foundation Grant	12,368	0	0	13,119	(751)
01055340 Child Support Services	65,524	0	0	65,524	0
01057012 Per Capita Park Grant 2002	(6,245)	0	0	0	(6,245)
01203010 Road Fund	539,229	0	0	1,025,658	(486,429)
01203013 Road 1B Fund	1,661,720	0	0	1,643,216	18,504
01203014 Road Local Transportation Fund	280,099	0	0	3,241	276,858
01401140 Advertising Fund	8,346	0	0	7,535	811
01602270 Fish & Game Fund	34,946	0	0	31,815	3,131
01906020 Superintendent of Schools	392,456	0	0	396,954	(4,498)
TOTAL SPECIAL REVENUE FUNDS	4,165,547	0	0	3,939,721	225,826
CAPITAL PROJECTS FUNDS					
01301130 Accumulated Capital Outlay Fund	11,585	0	0	11,628	(43)
01751131 Capital Projects Fund	386,127	0	0	588,223	(202,096)
TOTAL CAPITAL PROJECTS FUNDS	397,712	0	0	599,851	(202,139)
DEBT SERVICE FUND	99,090	0	0	113,245	(14,155)
TOTAL GOVERNMENTAL FUNDS	4,531,597	0	552,698	4,728,963	(750,064)

COUNTY OF GLENN
RESERVES / DESIGNATIONS - BY GOVERNMENTAL FUNDS
 FISCAL YEAR 2011-12

Description 1	Reserves/ Designations June 30, 2011 2	Decreases or Cancellations		Increases or New		Total Reserves/ Designations for the Budget Year 7
		Recommended 3	Adopted by the Board of Supervisors 4	Recommended 5	Adopted by the Board of Supervisors 6	
GENERAL FUND						
01010000 General Fund						
General Reserve	552,698	0	0	0	0	552,698
Imprest Cash Reserve	2,195	0	0	0	0	2,195
Prepaid Insurance Reserve	70,000	0	0	0	0	70,000
Reserve of Postage	3,501	0	0	0	0	3,501
01020000 State Govt Fund-Health Services						
Imprest Cash Reserve	100	0	0	0	0	100
01025000 State Govt Fund-Social Services						
Imprest Cash Reserve	350	0	0	0	0	350
01040000 Public Safety Fund						
Designated Reserve	0	0	0	0	0	0
TOTAL GENERAL FUND	628,844	0	0	0	0	628,844
SPECIAL REVENUE FUNDS						
01050347 CalWorks Incentive						
Designated Reserve	125,707	0	45,247	0	0	80,460
01051000 Title III Forest Reserves						
Designated Reserve	102,275	0	0	0	67,570	169,845
01051020 Building Standards Admin Fees						
Designated Reserve	151	0	0	0	86	237
01051050 Historical Records Commission						
Designated Reserve	27	0	27	0	0	0
01051080 Safety Projects						
Designated Reserve	13,843	0	0	0	7,557	21,400
01052000 Development Impact Fees						
Designated Reserve	1,910	0	0	0	555	2,465
01052113 Centralized Dispatch						
Designated Reserve	17	0	0	0	5,152	5,169
01052122 CLEEP Grant 02						
Designated Reserve	0	0	0	0	0	0

COUNTY OF GLENN
RESERVES / DESIGNATIONS - BY GOVERNMENTAL FUNDS
 FISCAL YEAR 2011-12

Description 1	Reserves/ Designations June 30, 2011 2	Decreases or Cancellations		Increases or New		Total Reserves/ Designations for the Budget Year 7
		Recommended 3	Adopted by the Board of Supervisors 4	Recommended 5	Adopted by the Board of Supervisors 6	
SPECIAL REVENUE FUNDS						
01052127 DEA H&S Grant Designated Reserve	12,032	0	5,000	0	0	7,032
01052128 Jail SLESF 11/12 Designated Reserve	0	0	0	0	0	0
01052130 Sheriff HC Donations Designated Reserve	1	0	0	0	504	505
01042131 Jail SLESF 06/07 Designated Reserve	0	0	0	0	0	0
01052132 Jail SLESF 07/08 Designated Reserve	0	0	0	0	0	0
01052133 Jail SLESF 08/09 Designated Reserve	0	0	0	0	0	0
01042134 Law Enforcement Donation Designated Reserve	0	0	0	0	7,716	7,716
01042135 K-9 Donation Designated Reserve	0	0	0	0	10,398	10,398
01052182 Groundwater Grant Designated Reserve	2,085	0	0	0	4,934	7,019
01052261 OES Domestic Equip Grant Designated Reserve	1,777	0	0	0	0	1,777
01052545 Law Enforcement Discretionary Designated Reserve	3,253	0	0	0	128	3,381
01052550 County SLESF Designated Reserve	0	0	0	0	0	0
01052551 Jail SLESF 10/11 Designated Reserve	0	0	0	0	229	229
01052552 DA SLESF Designated Reserve	6,974	0	0	0	6,880	13,854

COUNTY OF GLENN
RESERVES / DESIGNATIONS - BY GOVERNMENTAL FUNDS
 FISCAL YEAR 2011-12

Description 1	Reserves/ Designations June 30, 2011 2	Decreases or Cancellations		Increases or New		Total Reserves/ Designations for the Budget Year 7
		Recommended 3	Adopted by the Board of Supervisors 4	Recommended 5	Adopted by the Board of Supervisors 6	
SPECIAL REVENUE FUNDS						
01052553 AB1913 Personal Pathways Designated Reserve	0	0	0	0	19	19
01052557 DJJ Reimbursement Designated Reserve	30,628	0	18,131	0	0	12,497
01052570 DMV Surcharge Designated Reserve	41,570	0	0	0	5,968	47,538
01052600 DNA Identification-County Designated Reserve	0	0	0	0	0	0
01052601 DNA Identification-State Designated Reserve	2,303	0	0	0	343	2,646
01052602 DNA Identification 76104.7 Designated Reserve	0	0	0	0	23,304	23,304
01053440 Property Characteristics Designated Reserve	8,433	0	680	0	0	7,753
01053441 Property Admin Grant Designated Reserve	0	0	0	0	0	0
01054010 California Waste Mgmt Grant Designated Reserve	33	0	32	0	0	1
01054011 Emergency Preparedness Grant Designated Reserve	0	0	0	0	0	0
01054012 Mental Health Services Act Designated Reserve	88,510	0	0	0	0	88,510
01054014 Substance Abuse Prop 36 Designated Reserve	1	0	0	0	0	1
01054015 Hospital Preparedness Grant Designated Reserve	0	0	0	0	0	0
01054016 Health CDC H1N1 Influenza Designated Reserve	0	0	0	0	0	0

COUNTY OF GLENN
RESERVES / DESIGNATIONS - BY GOVERNMENTAL FUNDS
 FISCAL YEAR 2011-12

Description 1	Reserves/ Designations June 30, 2011 2	Decreases or Cancellations		Increases or New		Total Reserves/ Designations for the Budget Year 7
		Recommended 3	Adopted by the Board of Supervisors 4	Recommended 5	Adopted by the Board of Supervisors 6	
SPECIAL REVENUE FUNDS						
01054017 Health HPP H1N1 Influenza Designated Reserve	0	0	0	0	0	0
01054020 Superior Reg Workforce Education Designated Reserve	9,783	0	0	0	0	9,783
01054025 Women, Infants & Children Designated Reserve	192	0	0	0	1	193
01054045 Mosq Abatement Assessment Designated Reserve	75,058	0	0	0	10,738	85,796
01054110 Juvenile Facility Donation Designated Reserve	489	0	0	0	2	491
01054380 Recorder's Modernization Designated Reserve	12,620	0	337	0	0	12,283
01054385 Social Security Redaction Designated Reserve	11,279	0	0	0	649	11,928
01054400 Drug Enforcement Designated Reserve	38,921	0	0	0	218	39,139
01054401 Federal Seizure Designated Reserve	19,066	0	0	0	94	19,160
01054402 MET & Major Crimes Seizure Designated Reserve	0	0	0	0	0	0
01054403 Tagment Seizure Designated Reserve	16,283	0	0	0	567	16,850
01054404 Drug Abuse/Gang Activity Designated Reserve	12,220	0	0	0	12,511	24,731
01054405 Tagment Asset Forfeiture Designated Reserve	0	0	0	0	0	0
01054406 GLINTF Forfeiture Designated Reserve	40,328	0	0	0	27,938	68,266
Imprest Cash Reserve	200	0	0	0	0	200

COUNTY OF GLENN
RESERVES / DESIGNATIONS - BY GOVERNMENTAL FUNDS
 FISCAL YEAR 2011-12

Description 1	Reserves/ Designations June 30, 2011 2	Decreases or Cancellations		Increases or New		Total Reserves/ Designations for the Budget Year 7
		Recommended 3	Adopted by the Board of Supervisors 4	Recommended 5	Adopted by the Board of Supervisors 6	
SPECIAL REVENUE FUNDS						
01054407 GLINTF Federal Forfeiture Designated Reserve	0	0	0	0	5,021	5,021
01054410 Investigative Vehicles Designated Reserve	1,257	0	0	0	12	1,269
01054420 DA Seizure Designated Reserve	7,755	0	0	0	11,250	19,005
01054620 Cal Boat Launching Designated Reserve	18,219	0	14,514	0	0	3,705
01054680 Vital & Health Statistics Designated Reserve	5,799	0	0	0	1,509	7,308
01054840 Memorial Hall Designated Reserve	4,021	0	4,021	0	0	0
01054890 Micrographics Conversion Designated Reserve	1	0	0	0	2	3
01055011 IHSS Public Authority Designated Reserve	37,638	0	0	0	0	37,638
01055012 SSD Stuart Foundation Designated Reserve	13,119	0	13,119	0	0	0
01055340 Child Support Services Designated Reserve	65,524	0	0	0	0	65,524
01057012 Per Capita Park Grant 2002 Designated Reserve	0	0	0	0	1	1
01203010 Road Fund Designated Reserve	904,152	0	642,508	0	0	261,644
Inventory Reserve	121,506	0	0	0	0	121,506
01203013 Road 1B Fund Designated Reserve	1,643,216	0	1,643,216	0	0	0
01203014 Road Local Transportation Fund Designated Reserve	3,241	0	2,142	0	0	1,099

COUNTY OF GLENN
RESERVES / DESIGNATIONS - BY GOVERNMENTAL FUNDS
 FISCAL YEAR 2011-12

Description 1	Reserves/ Designations June 30, 2011 2	Decreases or Cancellations		Increases or New		Total Reserves/ Designations for the Budget Year 7
		Recommended 3	Adopted by the Board of Supervisors 4	Recommended 5	Adopted by the Board of Supervisors 6	
SPECIAL REVENUE FUNDS						
01401140 Advertising Fund Designated Reserve	7,535	0	0	0	811	8,346
01602270 Fish & Game Fund Designated Reserve	31,815	0	0	0	492	32,307
01906020 Superintendent of Schools Designated Reserve	396,954	0	2,753	0	0	394,201
TOTAL SPECIAL REVENUE FUNDS	3,939,721	0	2,391,727	0	213,161	1,761,155
CAPITAL PROJECTS FUNDS						
01301130 Accumulated Capital Outlay Designated Reserve	11,628	0	0	0	57	11,685
01751135 Court Consolidation Designated Reserve	588,223	0	201,793	0	0	386,430
TOTAL CAPITAL PROJECTS FUNDS	599,851	0	201,793	0	57	398,115
DEBT SERVICE FUNDS						
01811137 COE Install Purchase Payment Designated Reserve	42,470	0	0	0	0	42,470
COE USDA Loan Reserve	70,775	0	0	0	0	70,775
TOTAL DEBT SERVICE FUNDS	113,245	0	0	0	0	113,245
TOTAL GOVERNMENTAL FUNDS	5,281,661	0	2,593,520	0	213,218	2,901,359

COUNTY OF GLENN
SUMMARY OF ADDITIONAL FINANCING SOURCES BY SOURCE & FUND
 GOVERNMENTAL FUNDS
 FISCAL YEAR 2011-12

Description 1	2009-10 Actual 2	2010-11 Actual 3	2011-12 Recommended Budget 4	2011-12 Adopted Budget 5
SUMMARIZATION BY SOURCE				
TAXES	5,614,448	5,527,098	5,620,899	5,620,899
LICENSES & PERMITS	1,052,641	1,003,957	1,083,824	1,083,824
FINES, FORFEITURES & PENALTIES	1,352,975	1,368,253	1,460,155	1,460,155
USE OF MONEY & PROPERTY	122,379	143,947	121,439	126,962
INTERGOVERNMENTAL REVENUE				
STATE	29,875,487	26,570,030	35,599,345	35,701,425
FEDERAL	11,477,807	12,205,647	19,431,327	19,481,284
OTHER GOVT AGENCIES	662,478	319,296	512,667	825,970
CHARGES FOR CURRENT SERVICES	8,559,482	7,926,795	7,053,765	6,980,878
MISCELLANEOUS REVENUES	774,815	827,749	835,031	875,775
OTHER FINANCING SOURCES	12,090,642	10,898,015	12,561,326	13,689,940
SPECIAL ITEMS	560,081	682,873	445,814	445,814
TOTAL SUMMARIZATION BY SOURCE	72,143,235	67,473,660	84,725,592	86,292,926

COUNTY OF GLENN
SUMMARY OF ADDITIONAL FINANCING SOURCES BY SOURCE & FUND
 GOVERNMENTAL FUNDS
 FISCAL YEAR 2011-12

Description 1	2009-10 Actual 2	2010-11 Actual 3	2011-12 Recommended Budget 4	2011-12 Adopted Budget 5
SUMMARIZATION BY FUND				
GENERAL FUND				
01010000 GENERAL FUND	20,376,226	19,835,921	20,000,748	20,156,848
01020000 STATE GOVT FUND-HEALTH	11,436,580	11,355,244	12,032,379	12,032,379
01025000 STATE GOVT FUND-SOC SVCS	16,033,120	15,794,312	19,062,536	19,062,536
01040000 PUBLIC SAFETY FUND	11,926,402	11,451,694	12,473,225	13,225,938
TOTAL GENERAL FUND	59,772,328	58,437,171	63,568,888	64,477,701
SPECIAL REVENUE FUNDS				
01050347 CALWORKS INCENTIVE FUND	1,968	1,268	500	500
01051000 TITLE III FOREST RESERVES	42,971	38,690	40,500	40,500
01051020 BUILDING STANDARDS ADMIN FEE	118	86	0	0
01051050 HISTORICAL RECORDS	6	68	0	2,405
01051080 SAFETY PROJECTS	87,290	302	0	0
01052000 DEVELOPMENT IMPACT FEES	669	555	0	0
01052113 CENTRALIZED DISPATCH	31,417	66	0	0
01052127 DEA H&S GRANT	15,000	10,000	15,000	50,000
01052128 JAIL SLESF 11/12	0	0	0	7,148
01052130 SHERIFF-HC DONATIONS	0	500	0	0
01052132 JAIL SLESF 07/08	1,137	0	0	0
01052133 JAIL SLESF 08/09	7,001	10	0	0
01052134 LAW ENFORCEMENT DONATION	67	38	0	0
01052135 K-9 DONATION 2010-11	0	14,190	0	15,000
01052182 GROUNDWATER GRANT	11,250	28,793	219,900	219,900
01052545 LAW ENFORCEMENT DISCRETIONARY	412,688	406,828	500,000	500,000
01052550 COUNTY SLESF	101,210	99,945	100,000	100,000
01052551 JAIL SLESF	0	7,377	7,148	0
01052552 D.A. SLESF	6,974	6,880	0	0
01052553 JJCPA GRANT	67,338	68,761	0	0
01052557 DJJ REALIGNMENT	117,383	117,369	117,000	117,000
01052570 DMV SURCHARGE	29,923	29,968	24,000	24,000
01052600 CO DNA ID PROP 69	28,730	24,338	24,500	24,500
01052601 ST DNA ID PROP 69	9,505	8,012	10,010	10,010
01052602 ST DNA ID 76104.7GC	37,598	66,734	75,050	75,050
01053440 PROPERTY CHARACTERISTICS	8,609	7,320	8,000	8,000
01053441 PROPERTY ADMIN GRANT	0	0	0	0

COUNTY OF GLENN
SUMMARY OF ADDITIONAL FINANCING SOURCES BY SOURCE & FUND
 GOVERNMENTAL FUNDS
 FISCAL YEAR 2011-12

Description 1	2009-10 Actual 2	2010-11 Actual 3	2011-12 Recommended Budget 4	2011-12 Adopted Budget 5
SUMMARIZATION BY FUND				
SPECIAL REVENUE FUNDS				
01054010 CALIFORNIA WASTE MGMT GRANT	14,210	14,169	15,787	15,787
01054011 BIO TERRORISM GRANT	207,300	93,507	130,485	186,185
01054012 MNTL HLTH SVCS ACT FUND	2,266,912	1,905,208	2,312,337	2,312,337
01054014 SUBSTANCE ABUSE PROP 36	24,214	(1)	0	0
01054015 HOSP PREPAREDNESS GRANT	163,037	91,711	145,574	154,126
01054016 HEALTH CDC H1N1 INFLUENZA	292,212	9,089	0	0
01054017 HEALTH HPP H1N1 INFLUENZA	14,227	0	0	0
01054020 SUP REG WORKFORCE EDUCATION	60,802	71,914	600,000	600,000
01054025 WIC PROGRAM	1	1	0	0
01054045 MOSQUITO ABATEMENT ASSESSMENT	189,301	180,234	170,744	170,744
01054110 JUVENILE FACILITY DONATION	4	2	0	0
01054380 RECORDERS MODERNIZATION	30,569	29,663	30,000	30,000
01054385 SOC SECURITY REDACTION TRUST	5,340	5,349	5,300	5,300
01054400 DRUG ENFORCEMENT	1,299	218	1,899	1,899
01054401 FEDERAL SEIZURE	141	94	0	0
01054402 MET & MAJOR CRIMES SEIZURE	0	0	0	0
01054403 TAGMENT SEIZURE	1,184	567	0	0
01054404 DRUG ABUSE/GANG ACTIVITY	3,096	12,511	0	0
01054406 GLINTF FORFEITURE	11,276	50,189	500	500
01054407 GLINTF FEDERAL FORFEITURE	0	5,021	0	0
01054410 INVESTIGATION VEHICLES	2,535	12	750	750
01054420 D.A. SEIZURE	3,163	12,802	0	0
01054621 CAL BOAT LAUNCHING	38,049	12,216	595,156	595,156
01054680 VITAL & HEALTH STATISTICS	2,629	2,809	2,800	2,800
01054840 MEMORIAL HALL	22,982	19,600	31,730	37,221
01054890 MICROGRAPHICS CONVERSION	5,502	5,512	5,500	5,500
01055011 IHSS PUBLIC AUTHORITY FUND	219,079	221,918	318,391	318,391
01055012 SSD STUART FOUNDATION GRANT	27,635	27,582	0	32
01055340 CHILD SUPPORT SERVICES	712,831	721,793	790,733	790,733
01057012 PER CAPITA GRANT 2002	278,999	85,781	450,450	450,450
01203012 ROAD FUND	4,312,639	4,317,801	13,984,319	13,984,319
01203013 ROAD PROP 1B	1,819,181	8,837	5,000	5,000
01203014 ROAD LOCAL TRANSPORTATION FUND	303	1,358	1,000	1,000

COUNTY OF GLENN
SUMMARY OF ADDITIONAL FINANCING SOURCES BY SOURCE & FUND
 GOVERNMENTAL FUNDS
 FISCAL YEAR 2011-12

Description 1	2009-10 Actual 2	2010-11 Actual 3	2011-12 Recommended Budget 4	2011-12 Adopted Budget 5
SUMMARIZATION BY FUND				
SPECIAL REVENUE FUNDS				
01401140 ADVERTISING FUND	6,000	8,000	20,000	20,000
01602270 FISH & GAME FUND	10,052	5,867	5,900	5,900
01906020 SUPERINTENDENT OF SCHOOLS	164,504	160,005	156,100	156,100
TOTAL SPECIAL REVENUE FUNDS	11,930,064	9,019,443	20,922,071	21,044,253
CAPITAL PROJECTS FUNDS				
01301130 ACO (CAPITAL OUTLAY) FUND	193	57	100	100
01751131 COURT REMODEL/WMH	202,096	(202,096)	0	0
01751135 COURTHOUSE CONSOLIDATION	0	0	0	313,303
01751150 DEPARTMENT RELOCATION	0	0	0	223,038
TOTAL CAPITAL PROJECTS FUNDS	202,289	(202,039)	100	536,441
DEBT SERVICE FUND	238,559	219,088	234,541	234,541
TOTAL SUMMARIZATION BY FUND	72,143,235	67,473,660	84,725,592	86,292,936

COUNTY OF GLENN
DETAIL OF ADDITIONAL FINANCING SOURCES BY FUND & ACCOUNT
 GOVERNMENTAL FUNDS
 FISCAL YEAR 2011-12

Description 1	2009-10 Actual 2	2010-11 Actual 3	2011-12 Recommended Budget 4	2011-12 Adopted Budget 5
GENERAL FUND				
01010000 GENERAL FUND				
TAXES				
14010 PROP TAX-CURR SECURED	4,336,563	4,991,752	5,054,399	5,054,399
14011 PROPERTY TAX PROP 1A	717,952	0	0	0
14020 PROP TAX-CURR UNSECURED	191,551	188,685	190,000	190,000
14030 PROP TAX-PRIOR SECURED	(15,354)	(39,112)	0	0
14040 PROP TAX-PRIOR UNSECURED	(1,303)	(845)	0	0
14046 SB813 CURRENT SECURED	59,855	22,967	90,000	90,000
14048 SB813 PRIOR SECURED	73,453	90,343	50,000	50,000
14071 TRANSIENT TAX	5,099	3,537	3,500	3,500
14072 PROPERTY TRANSFER TAX	69,655	98,460	64,000	64,000
14073 AIRPLANE TAX	17,544	15,119	16,000	16,000
TOTAL TAXES	5,455,013	5,370,905	5,467,899	5,467,899
LICENSES & PERMITS				
24100 ANIMAL/KENNEL LICENSES	70,056	57,696	75,674	75,674
24120 CONSTRUCTION PERMITS	281,162	242,062	312,760	312,760
24140 ZONING PERMITS	15,486	14,904	17,336	17,336
24141 WILLIAMSON ACT APPS	6,486	3,235	75,054	75,054
24150 FRANCHISE FEES	560,106	566,949	570,000	570,000
24160 OTHER LICENSES & PERMITS	88,895	80,497	3,300	3,300
24162 BURIAL FEES	325	307	300	300
24163 AID TO INDIGENT BURIALS	322	304	300	300
TOTAL LICENSES & PERMITS	1,022,839	965,954	1,054,724	1,054,724
FINES, FORFEITURES & PENALTIES				
34200 MTR VEH FINES 1463.001 PC	274,059	258,808	265,581	265,581
34203 TRFFC SCH BAIL 42007VC	566,911	644,870	733,519	733,519
34204 CO 33% POC 40611VC	10,993	10,542	10,831	10,831
34207 EMS 76104GC	23,153	21,859	0	0
35250 AG CODE FINES	1,800	2,450	1,500	1,500
36300 NSF CHARGES/FORFEITURES	334	229	133	133
36301 PENALTIES	99,654	83,976	89,958	89,958
37320 PENALTIES/COST DELQ TAXES	269,002	223,129	225,000	225,000
TOTAL FINES, FORFEITURES & PENALTIES	1,245,907	1,245,863	1,326,522	1,326,522
USE OF MONEY & PROPERTY				
44300 INTEREST	30,770	67,534	60,000	60,000
44320 RENTS & CONCESSIONS	0	100	0	0
44330 ROYALTIES	0	54	0	0
TOTAL USE OF MONEY & PROPERTY	30,770	67,688	60,000	60,000
INTERGOVERNMENTAL REVENUE				
14060 SALES & USE TAXES	679,419	707,389	750,000	750,000
14061 SALES & USE TAX COMPENSATION	217,018	220,741	215,000	215,000
14079 VLF IN LIEU PROP TAX	3,338,438	3,271,955	3,300,000	3,300,000

COUNTY OF GLENN
DETAIL OF ADDITIONAL FINANCING SOURCES BY FUND & ACCOUNT
 GOVERNMENTAL FUNDS
 FISCAL YEAR 2011-12

Description 1	2009-10 Actual 2	2010-11 Actual 3	2011-12 Recommended Budget 4	2011-12 Adopted Budget 5
GENERAL FUND				
01010000 GENERAL FUND				
INTERGOVERNMENTAL REVENUE				
52201 VLF REALIGNMENT	0	51,028	0	0
52500 STATE FOR AGRICULTURE	650,189	629,923	594,500	594,500
52570 ST FOR VETERAN'S AFFAIRS	17,125	16,773	16,886	16,886
52580 HOPTR	66,759	56,053	67,000	67,000
52590 OPEN SPACE	30	0	0	0
52620 STATE MANDATED COST	31,959	36,588	0	0
52640 STATE-ELECTIONS REIMB	0	57,170	0	0
52879 STATE GRANT	0	91,869	750,000	750,000
52900 OFF HWY MOTOR VEH FEE	339	511	400	400
52901 BLOCK GRANT-STABILIZATION	124,000	124,000	124,000	124,000
52902 9-1-1 REIMBURSEMENT	1,747	0	1,816	1,816
52904 AG COMM/SER REPAIRMAN	2,444	4,527	2,590	2,590
54470 FEDERAL IN-LIEU TAX	210,545	242,493	210,000	212,405
54471 FEDERAL-OTHER	21,704	16,584	15,000	15,000
54476 FEDERAL-USDA	20,894	18,341	10,765	10,765
54477 FEDERAL AVIATION ADMIN	4,600	0	0	0
54611 FEDERAL GRAZING FEES	76	72	75	75
56200 OTHER GOVT AGENCIES	341,793	0	0	0
66553 FEDERAL GRANT REVENUE	58,683	438,157	0	0
TOTAL INTERGOVERNMENTAL REVENUE	5,787,762	5,984,174	6,058,032	6,060,437
CHARGES FOR CURRENT SERVICES				
61101 OTHER-REDEMPTION FEE	3,370	2,540	2,500	2,500
61102 OTHER SB813 ADMIN	54,601	49,682	31,000	31,000
61103 TAX ADMIN FEE SB2557	282,737	270,998	258,500	258,500
61300 AUDITING & ACCOUNTING FEES	26,417	9,697	7,675	7,675
61800 ELECTION SERVICES	4,355	33,531	10,000	10,000
62000 LEGAL SERVICES	10,097	18,901	25,000	25,000
62001 PUBLIC DEFENDER FEES	17,853	13,054	19,900	19,900
62100 PLANNING & ENGINEERING	33,886	31,793	40,473	40,473
62300 AGRICULTURAL SERVICES	218,365	259,693	205,800	207,533
62315 NUISANCE ABATEMENT	4	0	0	0
62700 COURT FEES & COSTS	24,559	19,974	15,263	15,263
62701 COURT COLLECTION FEES	175,242	180,270	159,127	159,127
62761 MEDIATION FEES	695	760	806	806
62850 CIVIL FEES	450	350	224	224
63500 P.GUARDIAN FEES	11,190	11,560	15,000	15,000
63501 PUBLIC ADMINISTRATOR	4,530	0	10,000	10,000
63502 P.GUARDIAN BOND	2,277	2,407	2,450	2,450
63503 REPRESENTATIVE PAYEE	3,108	3,515	3,500	3,500
64120 HUMANE SERVICES	124,823	117,763	123,000	123,000
64320 RECORDING FEES	47,730	62,492	60,000	60,000
65101 P.GUARDIAN LPS FEE	105,154	100,332	60,000	60,000
65604 INCARCERATION COSTS	911	408	433	433
66100 A-87 COST ALLOCATION	3,902,166	3,355,837	3,487,324	3,278,086

COUNTY OF GLENN
DETAIL OF ADDITIONAL FINANCING SOURCES BY FUND & ACCOUNT
 GOVERNMENTAL FUNDS
 FISCAL YEAR 2011-12

Description 1	2009-10 Actual 2	2010-11 Actual 3	2011-12 Recommended Budget 4	2011-12 Adopted Budget 5
GENERAL FUND				
01010000 GENERAL FUND				
CHARGES FOR CURRENT SERVICES				
66300 INVESTMENT ADMIN FEE	78,623	62,196	60,000	60,000
66550 OTHER CHARGES FOR SERVICES	497,516	221,702	160,478	205,378
66551 ADMINISTRATION FEES	59,209	20,793	19,553	19,553
66552 MISCELLANEOUS REVENUE	0	0	100	100
67000 INTER REV-#101 GENERAL	0	658	0	0
67006 INTER REV-#222 VEG & ENV	9,482	7,507	10,000	12,000
67009 INTER REV-#219 FLEET RESERVE	66,864	200,000	0	200,000
67048 INTER REV-#521 AIR POLLUTION	10,641	0	21,000	21,000
67056 INTER REV-#202 HOSPITAL	375,039	554,813	0	0
67075 INTER REV-#475 ELECTIONS TRUST	0	11,694	0	0
67081 INTER REV-CHILD SUPPORT	0	2,563	0	0
67091 INTER REV-#5212 VEHICLE REG	5,638	0	9,000	9,000
67094 INTER REV-#2224170 TRI CO BEE	6,000	5,500	5,500	5,500
67103 INTER REV-#525 OLIVE PEST	10,827	0	15,000	30,000
67110 INTER REV-#225 HLTH SVCS	18,000	0	0	0
67111 INTER REV-#499 COMM ACTION	8,228	0	30,000	30,000
74126 SALARY REIMB	146,447	117,235	179,982	53,500
TOTAL CHARGES FOR CURRENT SERVICES	6,347,035	5,750,220	5,048,588	4,976,501
MISCELLANEOUS REVENUES				
72100 OTHER SALES	5,803	565	500	500
72150 XEROX PAPER CHARGES	4	0	0	0
74112 MISCELLANEOUS REVENUE	12,385	54,053	8,980	8,741
74115 JURY FEE RETURNS	0	45	0	0
74116 CANCEL STALE CHECKS	208	364	0	0
74118 REFUNDS & REBATES	4,339	5,246	4,108	2,359
74119 PERS REBATE	27,391	40,719	0	0
74121 A-87 COST ALLOC REBATE	19,705	8,691	85,044	90,089
74122 10% REST REBATE SB144	7,710	6,577	7,707	7,707
74124 INSURANCE REIMB	14,389	0	155,894	155,581
74137 TOBACCO SETTLEMENT	267,947	245,088	321,000	321,000
74140 BAD CHECK RECOVERY	500	275	250	250
TOTAL MISCELLANEOUS REVENUES	360,380	361,623	583,483	586,227
OTHER FINANCING SOURCES				
86004 OTI-#130 ACO	40,000	0	0	0
86018 OTI-#175 CAPITAL PROJECTS	0	0	313,000	536,038
86022 OTI-#105 SPEC REV FUND	86,519	89,494	88,500	88,500
TOTAL OTHER FINANCING SOURCES	126,519	89,494	401,500	624,538
TOTAL GENERAL FUND	20,376,226	19,835,921	20,000,748	20,156,848

COUNTY OF GLENN
DETAIL OF ADDITIONAL FINANCING SOURCES BY FUND & ACCOUNT
 GOVERNMENTAL FUNDS
 FISCAL YEAR 2011-12

Description 1	2009-10 Actual 2	2010-11 Actual 3	2011-12 Recommended Budget 4	2011-12 Adopted Budget 5
GENERAL FUND				
01020000 STATE GOVERNMENT FUND-HEALTH				
FINES, FORFEITURES & PENALTIES				
35230 COURT FINES	106	1,005	0	0
TOTAL FINES, FORFEITURES & PENALTIES	106	1,005	0	0
INTERGOVERNMENTAL REVENUE				
52201 VLF REALIGNMENT	1,578,040	1,497,620	1,559,287	1,559,287
52202 VLF REALIGNMENT GROWTH	13,025	2,221	2,330	2,330
52351 ST AID-FOSTER CARE	6,443	8,633	8,753	8,753
52390 REALIGN-SOC SVCS PROGRAMS	69,300	78,401	69,300	69,300
52400 ST AID-MENTAL HEALTH	153,337	175,917	174,913	174,913
52401 AB3632 ST MENTAL HEALTH	15,322	916	40,000	40,000
52420 REALIGN-MENTAL HEALTH	636,925	665,170	639,409	639,409
52440 ST AID-ALCOHOL/DRUG	102,011	102,011	102,011	102,011
52442 ALC & DRG VENDOR TREATMENT	35,335	0	0	0
52450 SALES TAX REALIGNMENT	389,393	407,896	393,794	393,794
52471 MEDI-CAL REVENUE	1,785,995	1,751,854	1,997,755	1,997,755
52473 EPSDT-HEALTH	443,450	405,582	459,193	459,193
52476 CCS ADMIN FEES	117,320	73,157	76,251	76,251
52478 ST AID-TOBACCO	152,523	159,847	150,000	150,000
52479 ST CHDP	168,221	150,768	162,485	162,485
52480 STATE-LEAD	12,125	12,691	20,000	20,000
52481 FAMILY LIFE PROGRAM AFLP/ASPPP	41,231	40,063	31,390	31,390
52482 MNTL HLTH SAMHSA & PATH	121,633	120,190	128,155	128,155
52485 ST OTHER-HEALTHY FAMILIES	91,662	69,858	65,566	65,566
52486 ST PANDEMIC INFLUENZA	60,993	60,993	60,997	60,997
54151 FED AID-FOSTER CARE	21,910	62,048	70,213	70,213
54249 BEHAVIORAL HLTH COLLABORATION	0	141,941	500,000	500,000
54250 FED BLOCK GRANT DRUG	482,106	578,667	659,234	659,234
54251 FEDERAL SYSTEMS OF CARE	97,254	0	0	0
54252 FEDERAL HEALTH-WIC	646,968	714,381	837,989	837,989
54474 FEDERAL-OJP	27,966	0	0	0
54625 FEDERAL ARRA STIMULUS	22,797	93,525	32,854	32,854
56200 OTHER GOVT AGENCIES	260,085	293,652	293,767	293,767
TOTAL INTERGOVERNMENTAL REVENUE	7,553,370	7,668,001	8,535,646	8,535,646
CHARGES FOR CURRENT SERVICES				
62858 DRUG COURT FEES	204	8,564	4,757	4,757
65102 ENVIRONMENTAL HLTH FEE	102,123	105,860	97,950	97,950
65103 PATIENT/CLIENT FEES	8,941	8,863	11,267	11,267
65200 MENTAL HEALTH SERVICES	52,624	63,727	63,619	63,619
65300 CA CHILDREN'S SERVICE	700	5,100	700	700
66550 OTHER CHARGES FOR SERVICES	0	8,093	0	0
67021 INTER REV-#434 HAZ WASTE	8,610	0	0	0
67034 INTER REV-#459 EMS	15,744	14,864	24,369	24,369
67071 INTER REV-#102 STATE GOV'T	285,738	285,206	248,890	248,890

COUNTY OF GLENN
DETAIL OF ADDITIONAL FINANCING SOURCES BY FUND & ACCOUNT
 GOVERNMENTAL FUNDS
 FISCAL YEAR 2011-12

Description 1	2009-10 Actual 2	2010-11 Actual 3	2011-12 Recommended Budget 4	2011-12 Adopted Budget 5
GENERAL FUND				
01020000 STATE GOVERNMENT FUND-HEALTH				
CHARGES FOR CURRENT SERVICES				
67105 INTER REV-#461 CAR SEAT	4,000	2,812	4,000	4,000
67109 INTER REV-#370 REALIGNMENT	332,846	117,925	51,718	51,718
TOTAL CHARGES FOR CURRENT SERVICES	811,531	621,014	507,270	507,270
MISCELLANEOUS REVENUES				
74112 MISCELLANEOUS REVENUE	77,489	58,716	142,007	142,007
74116 CANCEL STALE CHECKS	132	345	0	0
74118 REFUNDS & REBATES	314	0	0	0
74119 PERS REBATE	3,913	20,030	0	0
74121 A-87 COST ALLOC REBATE	0	0	603	603
74124 INSURANCE REIMB	1,886	0	0	0
TOTAL MISCELLANEOUS REVENUES	83,735	79,091	142,610	142,610
OTHER FINANCING SOURCES				
86000 OTI-#101 GENERAL FUND	32,173	25,647	38,275	38,275
86020 OTI-#101 GENERAL FUND MATCH	58,501	58,501	58,501	58,501
86022 OTI-#105 SPEC REV FUND	2,371,246	2,219,113	2,350,263	2,350,263
TOTAL OTHER FINANCING SOURCES	2,461,920	2,303,261	2,447,039	2,447,039
SPECIAL ITEMS				
91000 INTRAFUND TRANSFERS	525,919	682,873	399,814	399,814
TOTAL SPECIAL ITEMS	525,919	682,873	399,814	399,814
TOTAL STATE GOVERNMENT FUND-HEALTH	11,436,580	11,355,244	12,032,379	12,032,379
01025000 STATE GOVT FUND-SOCIAL SVCS				
FINES, FORFEITURES & PENALTIES				
35230 COURT FINES	4,183	3,490	0	0
TOTAL FINES, FORFEITURES & PENALTIES	4,183	3,490	0	0
INTERGOVERNMENTAL REVENUE				
52202 VLF REALIGNMENT GROWTH	48,400	45,725	47,000	47,000
52300 ST PUB ASST ADMIN	4,460,410	4,050,986	5,637,887	5,637,887
52350 ST AID-CALWORKS	1,308,788	1,454,909	1,771,500	1,771,500
52351 ST AID-FOSTER CARE	372,171	333,343	495,291	495,291
52355 ST AID-ADOPTIONS	428,248	487,760	564,000	564,000
52356 STATE AID-SOCIAL SERVICES	50,278	52,249	0	0
52390 REALIGN-SOC SVCS PROGRAMS	1,572,395	1,372,700	2,306,491	2,306,491
54100 FED PUB ASSIST ADMIN	4,321,533	4,450,741	5,356,176	5,356,176
54150 FED AID-CALWORKS	1,730,869	1,572,203	1,536,000	1,536,000
54151 FED AID-FOSTER CARE	343,545	327,200	497,161	497,161
54154 FED AID-IHSS	56,538	2,928	0	0

COUNTY OF GLENN
DETAIL OF ADDITIONAL FINANCING SOURCES BY FUND & ACCOUNT
 GOVERNMENTAL FUNDS
 FISCAL YEAR 2011-12

Description 1	2009-10 Actual 2	2010-11 Actual 3	2011-12 Recommended Budget 4	2011-12 Adopted Budget 5
GENERAL FUND				
01025000 STATE GOVT FUND-SOCIAL SVCS				
INTERGOVERNMENTAL REVENUE				
54156 FED AID-ADOPTIONS	380,071	482,127	472,800	472,800
54625 FEDERAL ARRA STIMULUS	620,180	674,749	0	0
TOTAL INTERGOVERNMENTAL REVENUE	15,693,426	15,307,619	18,684,306	18,684,306
CHARGES FOR CURRENT SERVICES				
66550 OTHER CHARGES FOR SERVICES	40,529	18,739	15,000	15,000
67014 INTER REV-#345 CO CHILDREN	39,699	39,700	39,699	39,699
TOTAL CHARGES FOR CURRENT SERVICES	80,228	58,439	54,699	54,699
MISCELLANEOUS REVENUES				
72000 WELFARE REPAYMENTS	12,995	11,317	0	0
74112 MISCELLANEOUS REVENUE	9,476	30,936	0	0
74115 JURY FEE RETURNS	45	370	0	0
74116 CANCEL STALE CHECKS	436	3,818	0	0
74118 REFUNDS & REBATES	4,513	0	0	0
74119 PERS REBATE	7,826	10,180	0	0
74124 INSURANCE REIMB	1,462	0	0	0
TOTAL MISCELLANEOUS REVENUES	36,753	56,621	0	0
OTHER FINANCING SOURCES				
86000 OTI-#101 GENERAL FUND	218,531	231,128	273,531	273,531
86022 OTI-#105 SPEC REV FUND	0	137,015	50,000	50,000
TOTAL OTHER FINANCING SOURCES	218,531	368,143	323,531	323,531
TOTAL STATE GOVT FUND-SOCIAL SVCS	16,033,120	15,794,312	19,062,536	19,062,536
01040000 PUBLIC SAFETY FUND				
LICENSES & PERMITS				
24160 OTHER LICENSES & PERMITS	2,307	2,392	3,000	3,000
24162 BURIAL FEES	161	152	100	100
TOTAL LICENSES & PERMITS	2,468	2,544	3,100	3,100
FINES, FORFEITURES & PENALTIES				
34208 ELECTRONIC MONITOR 1203.016PC	15,269	12,668	17,000	17,000
35230 COURT FINES	638	0	0	0
35255 PARKING CITATION	381	64	400	400
TOTAL FINES, FORFEITURES & PENALTIES	16,288	12,732	17,400	17,400
INTERGOVERNMENTAL REVENUE				
52202 VLF REALIGNMENT GROWTH	1,830	1,744	0	0
52300 ST PUB ASST ADMIN	13,161	0	0	0
52390 REALIGN-SOC SVCS PROGRAMS	54,417	61,563	63,771	63,771
52521 STATE BOARD OF CORRECTIONS	67,598	66,169	0	0

COUNTY OF GLENN
DETAIL OF ADDITIONAL FINANCING SOURCES BY FUND & ACCOUNT
GOVERNMENTAL FUNDS
FISCAL YEAR 2011-12

Description 1	2009-10 Actual 2	2010-11 Actual 3	2011-12 Recommended Budget 4	2011-12 Adopted Budget 5
GENERAL FUND				
01040000 PUBLIC SAFETY FUND				
INTERGOVERNMENTAL REVENUE				
52542 LOCAL DETENTION FACILITY	34,876	34,400	43,000	43,000
52819 STATE-LAW ENFORCEMENT FUNDING	42,945	4,891	67,600	67,600
52820 PUBLIC SAFETY SALES TAX	1,353,754	1,406,545	1,350,000	1,350,000
52875 STATE OTHER	1,787	2,516	1,000	1,000
52877 STATE OTHER-COURT REIMB	160,000	210,772	519,509	519,509
52881 POST REIMBURSEMENT	12,004	7,583	55,000	55,000
52906 STATE OES REVENUE	104,944	120,139	83,871	130,251
52912 ST OTHER - BOATING	37,805	140,248	145,968	145,968
52915 STATE BD OF CORRECTIONS	26,495	25,150	25,690	25,690
52920 STATE PRISONERS	0	0	500	500
54100 FED PUB ASSIST ADMIN	114,656	169,443	113,000	113,000
54471 FEDERAL-OTHER	25,269	25,007	23,000	23,000
54472 FEDERAL-GRANT	18,140	30,116	15,787	15,787
54475 FEDERAL HOMELAND SECURITY	169,711	150,681	315,347	315,347
54600 FEDERAL-OTHER	806	0	0	0
54614 OES GRANT	238,584	164,735	196,195	196,195
54621 US FISH & WILDLIFE	0	0	0	4,000
54625 FEDERAL ARRA STIMULUS	0	161,019	254,665	254,665
56200 OTHER GOV'T AGENCIES	28,000	0	0	0
TOTAL INTERGOVERNMENTAL REVENUE	2,506,782	2,782,723	3,273,903	3,324,283
CHARGES FOR CURRENT SERVICES				
61500 NEEDHAM REPEATER	1,428	1,127	2,300	2,300
62500 CIVIL PROCESS FEES	18,223	21,403	25,000	25,000
62765 PROBATION SUPERVISION FEE	32,806	28,886	30,000	30,000
62766 COMMUNITY SERVICE FEE	5,751	1,170	5,000	5,000
62850 CIVIL FEES	4,420	5,255	0	0
62858 DRUG COURT FEES	7,626	11,210	6,000	6,000
62859 EXPULSION APPLICATION FEE	1,071	0	0	0
62860 ELECTRONIC MONITOR APP FEE	675	400	500	500
64250 LAW ENFORCEMENT SVCS	34,118	78,494	91,000	96,200
64251 DISPATCH FEES	176,750	176,750	177,000	177,000
64252 FINGERPRINT FEES	1,284	344	808	808
65602 MAINT OF PRISONERS	23,151	18,987	21,000	21,000
65603 BOOKING FEES	182	173	500	500
65604 INCARCARATION COSTS	8,317	8,371	6,000	6,000
65605 INMATE MEDICAL REIMB	426	1,067	600	600
65606 OUT OF COUNTY HOUSING	148,065	146,352	126,000	126,000
65607 PAROLE HOLDS	0	10,770	10,000	10,000
65610 INMATE TRANSPORTATION	3,779	1,526	2,000	2,000
66550 OTHER CHARGES FOR SERVICES	23,320	14,722	22,885	16,885
66551 ADMINISTRATION FEES	699	771	0	0
66552 MISCELLANEOUS REVENUE	0	0	8,000	8,000
67000 INTER REV-#101 GENERAL	0	4,500	0	0

COUNTY OF GLENN
DETAIL OF ADDITIONAL FINANCING SOURCES BY FUND & ACCOUNT
 GOVERNMENTAL FUNDS
 FISCAL YEAR 2011-12

Description 1	2009-10 Actual 2	2010-11 Actual 3	2011-12 Recommended Budget 4	2011-12 Adopted Budget 5
GENERAL FUND				
01040000 PUBLIC SAFETY FUND				
CHARGES FOR CURRENT SERVICES				
67032 INTER REV-#453 CRIMINAL FAC	120,000	120,000	120,000	120,000
67071 INTER REV-#102 STATE GOV'T	9,531	6,063	0	0
67083 INTER REV-#472 INMATE WELFARE	30,000	50,000	50,000	50,000
67106 INTER REV-#404	0	0	5,800	5,800
74126 SALARY REIMB	0	62,354	0	0
TOTAL CHARGES FOR CURRENT SERVICES	651,622	770,694	710,393	709,593
MISCELLANEOUS REVENUES				
74112 MISCELLANEOUS REVENUE	2,009	7,545	0	0
74116 CANCEL STALE CHECKS	12	85	0	0
74118 REFUNDS & REBATES	5,472	320	1,241	1,241
74123 WORKERS COMP REBATE	0	0	7,244	7,244
74124 INSURANCE REIMB	2,501	0	0	0
74129 WORKER COMP PAYROLL REIMB	139,997	118,893	40,000	63,000
74130 SUBROGATION & RECOVERY	880	0	0	0
74140 BAD CHECK RECOVERY	50	0	0	0
TOTAL MISCELLANEOUS REVENUES	150,921	126,843	48,485	71,485
OTHER FINANCING SOURCES				
86000 OTI-#101 GENERAL FUND	7,879,365	7,109,660	7,648,882	8,276,635
86001 OTI-#102 STATE GOVT FUND	68,026	88,588	43,789	49,789
86003 OTI-#104 PUBLIC SAFETY	83,871	113,629	83,871	130,251
86022 OTI-#105 SPEC REV FUND	532,897	444,282	597,402	597,402
TOTAL OTHER FINANCING SOURCES	8,564,159	7,756,159	8,373,944	9,054,077
SPECIAL ITEMS				
91000 INTRAFUND TRANSFERS	34,162	0	46,000	46,000
TOTAL SPECIAL ITEMS	34,162	0	46,000	46,000
TOTAL PUBLIC SAFETY FUND	11,926,402	11,451,694	12,473,225	13,225,938
TOTAL GENERAL FUND	59,772,328	58,437,171	63,568,888	64,477,701
SPECIAL REVENUE FUND				
01050347 CALWORKS INCENTIVE FUND				
USE OF MONEY & PROPERTY				
44300 INTEREST	1,968	1,268	500	500
TOTAL USE OF MONEY & PROPERTY	1,968	1,268	500	500
TOTAL CALWORKS INCENTIVE FUND	1,968	1,268	500	500

COUNTY OF GLENN
DETAIL OF ADDITIONAL FINANCING SOURCES BY FUND & ACCOUNT
 GOVERNMENTAL FUNDS
 FISCAL YEAR 2011-12

Description 1	2009-10 Actual 2	2010-11 Actual 3	2011-12 Recommended Budget 4	2011-12 Adopted Budget 5
SPECIAL REVENUE FUND				
01051000 TITLE III FOREST RESERVES				
USE OF MONEY & PROPERTY				
44300 INTEREST	889	765	500	500
TOTAL USE OF MONEY & PROPERTY	889	765	500	500
INTERGOVERNMENTAL REVENUE				
54460 FEDERAL FOREST RESERVE	42,081	37,925	40,000	40,000
TOTAL INTERGOVERNMENTAL REVENUE	42,081	37,925	40,000	40,000
TOTAL TITLE III FOREST RESERVES	42,971	38,690	40,500	40,500
01051020 BUILDING STANDARDS ADMIN FEE				
USE OF MONEY & PROPERTY				
44300 INTEREST	5	4	0	0
TOTAL USE OF MONEY & PROPERTY	5	4	0	0
CHARGES FOR CURRENT SERVICES				
66551 ADMINISTRATION FEES	114	82	0	0
TOTAL CHARGES FOR CURRENT SERVICES	114	82	0	0
TOTAL BSASRF FEE	118	86	0	0
01051050 HISTORICAL RECORDS				
USE OF MONEY & PROPERTY				
44300 INTEREST	6	3	0	0
TOTAL USE OF MONEY & PROPERTY	6	3	0	0
MISCELLANEOUS REVENUES				
72100 OTHER SALES	0	65	0	0
TOTAL MISCELLANEOUS REVENUES	0	65	0	0
OTHER FINANCING SOURCES				
86000 OTI-#101 GENERAL FUND	0	0	0	2,405
TOTAL OTHER FINANCING SOURCES	0	0	0	2,405
TOTAL HISTORICAL RECORDS	6	68	0	2,405
01051080 SAFETY PROJECTS				
USE OF MONEY & PROPERTY				
44300 INTEREST	344	302	0	0
TOTAL USE OF MONEY & PROPERTY	344	302	0	0

COUNTY OF GLENN
DETAIL OF ADDITIONAL FINANCING SOURCES BY FUND & ACCOUNT
 GOVERNMENTAL FUNDS
 FISCAL YEAR 2011-12

Description 1	2009-10 Actual 2	2010-11 Actual 3	2011-12 Recommended Budget 4	2011-12 Adopted Budget 5
SPECIAL REVENUE FUND				
01051080 SAFETY PROJECTS				
MISCELLANEOUS REVENUES				
74114 DONATIONS	86,946	0	0	0
TOTAL MISCELLANEOUS REVENUES	86,946	0	0	0
TOTAL SAFETY PROJECTS	87,290	302	0	0
01052000 DEVELOPMENT IMPACT FEES				
USE OF MONEY & PROPERTY				
44300 INTEREST	669	555	0	0
TOTAL USE OF MONEY & PROPERTY	669	555	0	0
TOTAL DEVELOPMENT IMPACT FEES	669	555	0	0
01052113 CENTRALIZED DISPATCH				
USE OF MONEY & PROPERTY				
44300 INTEREST	17	66	0	0
TOTAL USE OF MONEY & PROPERTY	17	66	0	0
INTERGOVERNMENTAL REVENUE				
56200 OTHER GOVT AGENCIES	31,400	0	0	0
TOTAL INTERGOVERNMENTAL REVENUE	31,400	0	0	0
TOTAL CENTRALIZED DISPATCH	31,417	66	0	0
01052127 DEA H&S GRANT				
INTERGOVERNMENTAL REVENUE				
54471 FEDERAL-OTHER	15,000	10,000	15,000	50,000
TOTAL INTERGOVERNMENTAL REVENUE	15,000	10,000	15,000	50,000
TOTAL DEA H&S GRANT	15,000	10,000	15,000	50,000
01052128 JAIL SLESF 11/12				
INTERGOVERNMENTAL REVENUE				
52875 STATE OTHER	0	0	0	7,148
TOTAL INTERGOVERNMENTAL REVENUE	0	0	0	7,148
TOTAL JAIL SLESF 11/12	0	0	0	7,148

COUNTY OF GLENN
DETAIL OF ADDITIONAL FINANCING SOURCES BY FUND & ACCOUNT
 GOVERNMENTAL FUNDS
 FISCAL YEAR 2011-12

Description 1	2009-10 Actual 2	2010-11 Actual 3	2011-12 Recommended Budget 4	2011-12 Adopted Budget 5
SPECIAL REVENUE FUND				
01052130 SHERIFF-HC DONATIONS				
MISCELLANEOUS REVENUES				
74114 DONATIONS	0	500	0	0
TOTAL MISCELLANEOUS REVENUES	0	500	0	0
TOTAL SHERIFF-HC DONATIONS	0	500	0	0
01052132 JAIL SLESF 07-08				
OTHER FINANCING SOURCES				
86022 OTI-#105 SPEC REV FUND	1,137	0	0	0
TOTAL OTHER FINANCING SOURCES	1,137	0	0	0
TOTAL JAIL SLESF 07-08	1,137	0	0	0
01052133 JAIL SLESF 08-09				
USE OF MONEY & PROPERTY				
44300 INTEREST	56	10	0	0
TOTAL USE OF MONEY & PROPERTY	56	10	0	0
INTERGOVERNMENTAL REVENUE				
52875 STATE OTHER	6,945	0	0	0
TOTAL INTERGOVERNMENTAL REVENUE	6,945	0	0	0
TOTAL JAIL SLESF 08-09	7,001	10	0	0
01052134 LAW ENFORCEMENT DONATION				
USE OF MONEY & PROPERTY				
44300 INTEREST	67	38	0	0
TOTAL USE OF MONEY & PROPERTY	67	38	0	0
TOTAL LAW ENFORCEMENT DONATION	67	38	0	0
01052135 K-9 DONATION 2010-11				
USE OF MONEY & PROPERTY				
44300 INTEREST	0	36	0	0
TOTAL USE OF MONEY & PROPERTY	0	36	0	0
MISCELLANEOUS REVENUES				
74114 DONATIONS	0	14,154	0	15,000
TOTAL MISCELLANEOUS REVENUES	0	14,154	0	15,000
TOTAL K-9 DONATION 2010-11	0	14,190	0	15,000

COUNTY OF GLENN
DETAIL OF ADDITIONAL FINANCING SOURCES BY FUND & ACCOUNT
 GOVERNMENTAL FUNDS
 FISCAL YEAR 2011-12

Description 1	2009-10 Actual 2	2010-11 Actual 3	2011-12 Recommended Budget 4	2011-12 Adopted Budget 5
SPECIAL REVENUE FUND				
01052182 GROUNDWATER GRANT				
LICENSES & PERMITS				
24160 OTHER LICENSES & PERMITS	10,050	5,150	3,000	3,000
TOTAL LICENSES & PERMITS	10,050	5,150	3,000	3,000
INTERGOVERNMENTAL REVENUE				
56200 OTHER GOVT AGENCIES	1,200	23,643	216,900	216,900
TOTAL INTERGOVERNMENTAL REVENUE	1,200	23,643	216,900	216,900
TOTAL GROUNDWATER GRANT	11,250	28,793	219,900	219,900
01052545 LAW ENFORCEMENT DISCRETIONARY				
USE OF MONEY & PROPERTY				
44300 INTEREST	368	128	0	0
TOTAL USE OF MONEY & PROPERTY	368	128	0	0
INTERGOVERNMENTAL REVENUE				
52819 STATE-LAW ENFORCEMENT FUNDING	412,320	406,699	500,000	500,000
TOTAL INTERGOVERNMENTAL REVENUE	412,320	406,699	500,000	500,000
TOTAL LAW ENFORCEMENT DISCRETIONARY	412,688	406,828	500,000	500,000
01052550 COUNTY SLESF				
USE OF MONEY & PROPERTY				
44300 INTEREST	177	(55)	0	0
TOTAL USE OF MONEY & PROPERTY	177	(55)	0	0
INTERGOVERNMENTAL REVENUE				
52875 STATE OTHER	100,000	100,000	100,000	100,000
TOTAL INTERGOVERNMENTAL REVENUE	100,000	100,000	100,000	100,000
MISCELLANEOUS REVENUES				
74118 REFUNDS & REBATES	18	0	0	0
74124 INSURANCE REIMB	24	0	0	0
74129 WORKER COMP PAYROLL REIMB	991	0	0	0
TOTAL MISCELLANEOUS REVENUES	1,032	0	0	0
TOTAL COUNTY SLESF	101,210	99,945	100,000	100,000

COUNTY OF GLENN
DETAIL OF ADDITIONAL FINANCING SOURCES BY FUND & ACCOUNT
 GOVERNMENTAL FUNDS
 FISCAL YEAR 2011-12

Description 1	2009-10 Actual 2	2010-11 Actual 3	2011-12 Recommended Budget 4	2011-12 Adopted Budget 5
SPECIAL REVENUE FUND				
01052551 JAIL SLESF				
INTERGOVERNMENTAL REVENUE				
52875 STATE OTHER	0	7,377	7,148	0
TOTAL INTERGOVERNMENTAL REVENUE	0	7,377	7,148	0
TOTAL JAIL SLESF	0	7,377	7,148	0
01052552 D.A. SLESF				
USE OF MONEY & PROPERTY				
44300 INTEREST	29	47	0	0
TOTAL USE OF MONEY & PROPERTY	29	47	0	0
INTERGOVERNMENTAL REVENUE				
52875 STATE OTHER	6,945	6,832	0	0
TOTAL INTERGOVERNMENTAL REVENUE	6,945	6,832	0	0
TOTAL D.A. SLESF	6,974	6,880	0	0
01052553 JJCPA GRANT				
USE OF MONEY & PROPERTY				
44300 INTEREST	102	69	0	0
TOTAL USE OF MONEY & PROPERTY	102	69	0	0
INTERGOVERNMENTAL REVENUE				
54616 FEDERAL CHALLENGE GRANT	67,214	68,692	0	0
TOTAL INTERGOVERNMENTAL REVENUE	67,214	68,692	0	0
MISCELLANEOUS REVENUES				
74118 REFUNDS & REBATES	1	0	0	0
74124 INSURANCE REIMB	21	0	0	0
TOTAL MISCELLANEOUS REVENUES	22	0	0	0
TOTAL JJCPA GRANT	67,338	68,761	0	0
01052557 DJJ REALIGNMENT				
USE OF MONEY & PROPERTY				
44300 INTEREST	383	369	0	0
TOTAL USE OF MONEY & PROPERTY	383	369	0	0

COUNTY OF GLENN
DETAIL OF ADDITIONAL FINANCING SOURCES BY FUND & ACCOUNT
 GOVERNMENTAL FUNDS
 FISCAL YEAR 2011-12

Description 1	2009-10 Actual 2	2010-11 Actual 3	2011-12 Recommended Budget 4	2011-12 Adopted Budget 5
SPECIAL REVENUE FUND				
01052557 DJJ REALIGNMENT				
INTERGOVERNMENTAL REVENUE				
52540 STATE FOR CORRECTIONS	0	0	117,000	117,000
54616 FEDERAL CHALLENGE GRANT	117,000	117,000	0	0
TOTAL INTERGOVERNMENTAL REVENUE	117,000	117,000	117,000	117,000
TOTAL DJJ REALIGNMENT	117,383	117,369	117,000	117,000
01052570 DMV SURCHARGE				
USE OF MONEY & PROPERTY				
44300 INTEREST	258	215	0	0
TOTAL USE OF MONEY & PROPERTY	258	215	0	0
INTERGOVERNMENTAL REVENUE				
52911 DMV REGISTRATION FEE	29,665	29,753	24,000	24,000
TOTAL INTERGOVERNMENTAL REVENUE	29,665	29,753	24,000	24,000
TOTAL DMV SURCHARGE	29,923	29,968	24,000	24,000
01052600 CO DNA ID PROP 69				
FINES, FORFEITURES & PENALTIES				
35230 COURT FINES	28,480	24,015	24,500	24,500
TOTAL FINES, FORFEITURES & PENALTIES	28,480	24,015	24,500	24,500
USE OF MONEY & PROPERTY				
44300 INTEREST	250	323	0	0
TOTAL USE OF MONEY & PROPERTY	250	323	0	0
TOTAL CO DNA ID PROP 69	28,730	24,338	24,500	24,500
01052601 ST DNA ID PROP 69				
FINES, FORFEITURES & PENALTIES				
35230 COURT FINES	9,493	8,005	10,000	10,000
TOTAL FINES, FORFEITURES & PENALTIES	9,493	8,005	10,000	10,000
USE OF MONEY & PROPERTY				
44300 INTEREST	12	7	10	10
TOTAL USE OF MONEY & PROPERTY	12	7	10	10
TOTAL ST DNA ID PROP 69	9,505	8,012	10,010	10,010

COUNTY OF GLENN
DETAIL OF ADDITIONAL FINANCING SOURCES BY FUND & ACCOUNT
 GOVERNMENTAL FUNDS
 FISCAL YEAR 2011-12

Description 1	2009-10 Actual 2	2010-11 Actual 3	2011-12 Recommended Budget 4	2011-12 Adopted Budget 5
SPECIAL REVENUE FUND				
01052602 ST DNA ID 76104.7GC				
FINES, FORFEITURES & PENALTIES				
35230 COURT FINES	37,551	66,676	75,000	75,000
TOTAL FINES, FORFEITURES & PENALTIES	37,551	66,676	75,000	75,000
USE OF MONEY & PROPERTY				
44300 INTEREST	48	58	50	50
TOTAL USE OF MONEY & PROPERTY	48	58	50	50
TOTAL ST DNA ID 76104.7GC	37,598	66,734	75,050	75,050
01053440 PROPERTY CHARACTERISTICS				
USE OF MONEY & PROPERTY				
44300 INTEREST	79	48	0	0
TOTAL USE OF MONEY & PROPERTY	79	48	0	0
CHARGES FOR CURRENT SERVICES				
66550 OTHER CHARGES FOR SERVICES	8,530	7,272	8,000	8,000
TOTAL CHARGES FOR CURRENT SERVICES	8,530	7,272	8,000	8,000
TOTAL PROPERTY CHARACTERISTICS	8,609	7,320	8,000	8,000
01053441 PROPERTY ADMIN GRANT				
USE OF MONEY & PROPERTY				
44300 INTEREST	0	0	0	0
TOTAL USE OF MONEY & PROPERTY	0	0	0	0
TOTAL PROPERTY ADMIN GRANT	0	0	0	0
01054010 CALIFORNIA WASTE MGMT GRANT				
USE OF MONEY & PROPERTY				
44300 INTEREST	47	3	47	47
TOTAL USE OF MONEY & PROPERTY	47	3	47	47
INTERGOVERNMENTAL REVENUE				
54552 CA WASTE MGMT GRANT	14,162	14,166	15,740	15,740
TOTAL INTERGOVERNMENTAL REVENUE	14,162	14,166	15,740	15,740
TOTAL CALIFORNIA WASTE MGMT GRANT	14,210	14,169	15,787	15,787

COUNTY OF GLENN
DETAIL OF ADDITIONAL FINANCING SOURCES BY FUND & ACCOUNT
 GOVERNMENTAL FUNDS
 FISCAL YEAR 2011-12

Description 1	2009-10 Actual 2	2010-11 Actual 3	2011-12 Recommended Budget 4	2011-12 Adopted Budget 5
SPECIAL REVENUE FUND				
01054011 EMERGENCY PREPAREDNESS				
USE OF MONEY & PROPERTY				
44300 INTEREST	980	377	0	0
TOTAL USE OF MONEY & PROPERTY	980	377	0	0
INTERGOVERNMENTAL REVENUE				
52484 STATE HLTH-BIO TERRORISM	186,888	62,443	119,412	175,112
TOTAL INTERGOVERNMENTAL REVENUE	186,888	62,443	119,412	175,112
CHARGES FOR CURRENT SERVICES				
67109 INTER REV-#370 REALIGNMENT	0	23,332	0	0
TOTAL CHARGES FOR CURRENT SERVICES	0	23,332	0	0
MISCELLANEOUS REVENUES				
74112 MISCELLANEOUS REVENUE	73	0	0	0
74118 REFUNDS & REBATES	1	0	0	0
74119 PERS REBATE	0	5,298	0	0
74121 A-87 COST ALLOC REBATE	0	2,058	11,073	11,073
74124 INSURANCE REIMB	26	0	0	0
TOTAL MISCELLANEOUS REVENUES	99	7,356	11,073	11,073
OTHER FINANCING SOURCES				
86001 OTI-#102 STATE GOVT FUND	17,145	0	0	0
86022 OTI-#105 SPEC REV FUND	2,187	0	0	0
TOTAL OTHER FINANCING SOURCES	19,332	0	0	0
TOTAL BIO TERRORISM GRANT	207,300	93,507	130,485	186,185
01054012 MNTL HLTH SVCS ACT FUND				
USE OF MONEY & PROPERTY				
44300 INTEREST	19,473	12,495	0	0
TOTAL USE OF MONEY & PROPERTY	19,473	12,495	0	0
INTERGOVERNMENTAL REVENUE				
52402 MHSA COMM SVCS & SUPPORTS	1,639,008	1,596,844	1,324,637	1,324,637
52403 MHSA WORKFORCE ED & TRAINING	10,806	3,722	58,300	58,300
52404 PREVENTION & EARLY INTERVENT	215,586	247,499	144,400	144,400
52405 MHSA CAPITAL FACILITY FUNDING	(2,842)	(2,137)	360,500	360,500
52406 MHSA INNOVATION	808	2,941	424,500	424,500
52407 MHSA INFORMATION TECHNOLOGY	384,073	43,927	0	0
52408 PEI TRAINING,TA,CAPACITY BLDG	0	(83)	0	0
TOTAL INTERGOVERNMENTAL REVENUE	2,247,438	1,892,713	2,312,337	2,312,337
TOTAL MNTL HLTH SVCS ACT FUND	2,266,912	1,905,208	2,312,337	2,312,337

COUNTY OF GLENN
DETAIL OF ADDITIONAL FINANCING SOURCES BY FUND & ACCOUNT
 GOVERNMENTAL FUNDS
 FISCAL YEAR 2011-12

Description 1	2009-10 Actual 2	2010-11 Actual 3	2011-12 Recommended Budget 4	2011-12 Adopted Budget 5
SPECIAL REVENUE FUND				
01054014 SUBSTANCE ABUSE PROP 36				
USE OF MONEY & PROPERTY				
44300 INTEREST	28	(1)	0	0
TOTAL USE OF MONEY & PROPERTY	28	(1)	0	0
INTERGOVERNMENTAL REVENUE				
52441 PROP 36 ALCOHOL/DRUG	23,749	0	0	0
TOTAL INTERGOVERNMENTAL REVENUE	23,749	0	0	0
CHARGES FOR CURRENT SERVICES				
65103 PATIENT/CLIENT FEES	437	0	0	0
TOTAL CHARGES FOR CURRENT SERVICES	437	0	0	0
MISCELLANEOUS REVENUES				
74118 REFUNDS & REBATES	0	0	0	0
TOTAL MISCELLANEOUS REVENUES	0	0	0	0
TOTAL SUBSTANCE ABUSE PROP 36	24,214	(1)	0	0
01054015 HOSP PREPAREDNESS GRANT				
USE OF MONEY & PROPERTY				
44300 INTEREST	1,222	315	0	0
TOTAL USE OF MONEY & PROPERTY	1,222	315	0	0
INTERGOVERNMENTAL REVENUE				
54471 FEDERAL-OTHER	4,283	0	0	0
54472 FEDERAL-GRANT	140,642	91,317	145,574	154,126
TOTAL INTERGOVERNMENTAL REVENUE	144,925	91,317	145,574	154,126
CHARGES FOR CURRENT SERVICES				
67109 INTER REV-#370 REALIGNMENT	16,890	0	0	0
TOTAL CHARGES FOR CURRENT SERVICES	16,890	0	0	0
MISCELLANEOUS REVENUES				
74119 PERS REBATE	0	78	0	0
TOTAL MISCELLANEOUS REVENUES	0	78	0	0
TOTAL HOSP PREPAREDNESS GRANT	163,037	91,711	145,574	154,126
01054016 HEALTH CDC H1N1 INFLUENZA				
USE OF MONEY & PROPERTY				
44300 INTEREST	0	597	0	0
TOTAL USE OF MONEY & PROPERTY	0	597	0	0

COUNTY OF GLENN
DETAIL OF ADDITIONAL FINANCING SOURCES BY FUND & ACCOUNT
 GOVERNMENTAL FUNDS
 FISCAL YEAR 2011-12

Description 1	2009-10 Actual 2	2010-11 Actual 3	2011-12 Recommended Budget 4	2011-12 Adopted Budget 5
SPECIAL REVENUE FUND				
01054016 HEALTH CDC H1N1 INFLUENZA				
INTERGOVERNMENTAL REVENUE				
54255 FED-CDC H1N1 PHASE 1 AREA 1	79,852	0	0	0
54256 FED-CDC H1N1 PHASE 1 AREA 2	25,275	0	0	0
54257 FED-CDC H1N1 PHASE 2	71,476	0	0	0
54259 FED-CDC H1N1 PHASE 3	115,609	0	0	0
TOTAL INTERGOVERNMENTAL REVENUE	292,212	0	0	0
CHARGES FOR CURRENT SERVICES				
67109 INTER REV-#370 REALIGNMENT	0	8,492	0	0
TOTAL CHARGES FOR CURRENT SERVICES	0	8,492	0	0
TOTAL HEALTH CDC H1N1 INFLUENZA	292,212	9,089	0	0
01054017 HEALTH HPP H1N1 INFLUENZA				
USE OF MONEY & PROPERTY				
44300 INTEREST	34	0	0	0
TOTAL USE OF MONEY & PROPERTY	34	0	0	0
INTERGOVERNMENTAL REVENUE				
54258 FED-HPP H1N1	14,193	0	0	0
TOTAL INTERGOVERNMENTAL REVENUE	14,193	0	0	0
TOTAL HEALTH HPP H1N1 INFLUENZA	14,227	0	0	0
01054020 SUP REG WORKFORCE EDUCATION				
USE OF MONEY & PROPERTY				
44300 INTEREST	13,244	8,489	0	0
TOTAL USE OF MONEY & PROPERTY	13,244	8,489	0	0
INTERGOVERNMENTAL REVENUE				
52403 MHSA WORKFORCE ED & TRAINING	47,559	63,425	600,000	600,000
TOTAL INTERGOVERNMENTAL REVENUE	47,559	63,425	600,000	600,000
TOTAL SUP REG WORKFORCE EDUCATION	60,802	71,914	600,000	600,000
01054025 WIC PROGRAM				
USE OF MONEY & PROPERTY				
44300 INTEREST	1	1	0	0
TOTAL USE OF MONEY & PROPERTY	1	1	0	0
TOTAL WIC PROGRAM	1	1	0	0

COUNTY OF GLENN
DETAIL OF ADDITIONAL FINANCING SOURCES BY FUND & ACCOUNT
GOVERNMENTAL FUNDS
FISCAL YEAR 2011-12

Description 1	2009-10 Actual 2	2010-11 Actual 3	2011-12 Recommended Budget 4	2011-12 Adopted Budget 5
SPECIAL REVENUE FUND				
01054045 MOSQUITO ABATEMENT ASSMT AREA				
USE OF MONEY & PROPERTY				
44300 INTEREST	950	320	744	744
TOTAL USE OF MONEY & PROPERTY	950	320	744	744
CHARGES FOR CURRENT SERVICES				
61152 SPECIAL ASSESSMENT	188,350	179,908	170,000	170,000
TOTAL CHARGES FOR CURRENT SERVICES	188,350	179,908	170,000	170,000
MISCELLANEOUS REVENUES				
74119 PERS REBATE	0	6	0	0
TOTAL MISCELLANEOUS REVENUES	0	6	0	0
TOTAL MOSQUITO ABATEMENT ASSMT AREA	189,301	180,234	170,744	170,744
01054110 JUVENILE FACILITY DONATION				
USE OF MONEY & PROPERTY				
44300 INTEREST	4	2	0	0
TOTAL USE OF MONEY & PROPERTY	4	2	0	0
TOTAL JUVENILE FACILITY DONATION	4	2	0	0
01054380 RECORDERS MODERNIZATION				
USE OF MONEY & PROPERTY				
44300 INTEREST	98	74	0	0
TOTAL USE OF MONEY & PROPERTY	98	74	0	0
CHARGES FOR CURRENT SERVICES				
64320 RECORDING FEES	30,471	29,589	30,000	30,000
TOTAL CHARGES FOR CURRENT SERVICES	30,471	29,589	30,000	30,000
TOTAL RECORDERS MODERNIZATION	30,569	29,663	30,000	30,000
01054385 SOC SECURITY REDACTION TRUST				
USE OF MONEY & PROPERTY				
44300 INTEREST	70	71	0	0
TOTAL USE OF MONEY & PROPERTY	70	71	0	0
CHARGES FOR CURRENT SERVICES				
64320 RECORDING FEES	5,270	5,278	5,300	5,300
TOTAL CHARGES FOR CURRENT SERVICES	5,270	5,278	5,300	5,300
TOTAL SOC SECURITY REDACTION TRUST	5,340	5,349	5,300	5,300

COUNTY OF GLENN
DETAIL OF ADDITIONAL FINANCING SOURCES BY FUND & ACCOUNT
 GOVERNMENTAL FUNDS
 FISCAL YEAR 2011-12

Description 1	2009-10 Actual 2	2010-11 Actual 3	2011-12 Recommended Budget 4	2011-12 Adopted Budget 5
SPECIAL REVENUE FUND				
01054400 DRUG ENFORCEMENT				
USE OF MONEY & PROPERTY				
44300 INTEREST	325	218	800	800
TOTAL USE OF MONEY & PROPERTY	325	218	800	800
MISCELLANEOUS REVENUES				
74112 MISCELLANEOUS REVENUE	0	0	1,099	1,099
74128 SEIZURE	974	0	0	0
TOTAL MISCELLANEOUS REVENUES	974	0	1,099	1,099
TOTAL DRUG ENFORCEMENT	1,299	218	1,899	1,899
01054401 FEDERAL SEIZURE				
USE OF MONEY & PROPERTY				
44300 INTEREST	141	94	0	0
TOTAL USE OF MONEY & PROPERTY	141	94	0	0
TOTAL FEDERAL SEIZURE	141	94	0	0
01054402 MET & MAJOR CRIMES SEIZURE				
USE OF MONEY & PROPERTY				
44300 INTEREST	0	0	0	0
TOTAL USE OF MONEY & PROPERTY	0	0	0	0
TOTAL MET & MAJOR CRIMES SEIZURE	0	0	0	0
01054403 TAGMENT SEIZURE				
USE OF MONEY & PROPERTY				
44300 INTEREST	1,184	567	0	0
TOTAL USE OF MONEY & PROPERTY	1,184	567	0	0
TOTAL TAGMENT SEIZURE	1,184	567	0	0
01054404 DRUG ABUSE/GANG ACTIVITY				
USE OF MONEY & PROPERTY				
44300 INTEREST	80	99	0	0
TOTAL USE OF MONEY & PROPERTY	80	99	0	0
MISCELLANEOUS REVENUES				
74128 SEIZURE	3,016	12,411	0	0
TOTAL MISCELLANEOUS REVENUES	3,016	12,411	0	0
TOTAL DRUG ABUSE/GANG ACTIVITY	3,096	12,511	0	0

COUNTY OF GLENN
DETAIL OF ADDITIONAL FINANCING SOURCES BY FUND & ACCOUNT
 GOVERNMENTAL FUNDS
 FISCAL YEAR 2011-12

Description 1	2009-10 Actual 2	2010-11 Actual 3	2011-12 Recommended Budget 4	2011-12 Adopted Budget 5
SPECIAL REVENUE FUND				
01054406 GLNTF FORFEITURE				
USE OF MONEY & PROPERTY				
44300 INTEREST	703	545	500	500
TOTAL USE OF MONEY & PROPERTY	703	545	500	500
MISCELLANEOUS REVENUES				
74128 SEIZURE	10,574	49,645	0	0
TOTAL MISCELLANEOUS REVENUES	10,574	49,645	0	0
TOTAL GLNTF FORFEITURE	11,276	50,189	500	500
01054407 GLINTF FEDERAL FORFEITURE				
USE OF MONEY & PROPERTY				
44300 INTEREST	0	21	0	0
TOTAL USE OF MONEY & PROPERTY	0	21	0	0
INTERGOVERNMENTAL REVENUE				
54478 FEDERAL-DEPT OF JUSTICE	0	5,000	0	0
TOTAL INTERGOVERNMENTAL REVENUE	0	5,000	0	0
TOTAL GLINTF FEDERAL FORFEITURE	0	5,021	0	0
01054410 INVESTIGATION VEHICLES				
USE OF MONEY & PROPERTY				
44300 INTEREST	17	12	750	750
TOTAL USE OF MONEY & PROPERTY	17	12	750	750
MISCELLANEOUS REVENUES				
74128 SEIZURE	2,518	0	0	0
TOTAL MISCELLANEOUS REVENUES	2,518	0	0	0
TOTAL INVESTIGATION VEHICLES	2,535	12	750	750
01054420 D.A. SEIZURE				
USE OF MONEY & PROPERTY				
44300 INTEREST	69	73	0	0
TOTAL USE OF MONEY & PROPERTY	69	73	0	0
MISCELLANEOUS REVENUES				
74128 SEIZURE	3,093	12,729	0	0
TOTAL MISCELLANEOUS REVENUES	3,093	12,729	0	0
TOTAL D.A. SEIZURE	3,163	12,802	0	0

COUNTY OF GLENN
DETAIL OF ADDITIONAL FINANCING SOURCES BY FUND & ACCOUNT
GOVERNMENTAL FUNDS
FISCAL YEAR 2011-12

Description 1	2009-10 Actual 2	2010-11 Actual 3	2011-12 Recommended Budget 4	2011-12 Adopted Budget 5
SPECIAL REVENUE FUND				
01054620 CAL BOAT LAUNCHING				
LICENSES & PERMITS				
24160 OTHER LICENSES & PERMITS	0	11,300	0	0
TOTAL LICENSES & PERMITS	0	11,300	0	0
FINES, FORFEITURES & PENALTIES				
35255 PARKING CITATION	1,159	775	1,033	1,033
TOTAL FINES, FORFEITURES & PENALTIES	1,159	775	1,033	1,033
USE OF MONEY & PROPERTY				
44300 INTEREST	28	142	2,758	2,758
TOTAL USE OF MONEY & PROPERTY	28	142	2,758	2,758
INTERGOVERNMENTAL REVENUE				
66553 FEDERAL GRANT REVENUE	24,348	0	579,000	579,000
TOTAL INTERGOVERNMENTAL REVENUE	24,348	0	579,000	579,000
CHARGES FOR CURRENT SERVICES				
66550 OTHER CHARGES FOR SERVICES	12,514	0	12,365	12,365
TOTAL CHARGES FOR CURRENT SERVICES	12,514	0	12,365	12,365
TOTAL CAL BOAT LAUNCHING	38,049	12,216	595,156	595,156
01054680 VITAL & HEALTH STATISTICS				
USE OF MONEY & PROPERTY				
44300 INTEREST	25	26	0	0
TOTAL USE OF MONEY & PROPERTY	25	26	0	0
CHARGES FOR CURRENT SERVICES				
66552 MISCELLANEOUS REVENUE	2,603	2,783	2,800	2,800
TOTAL CHARGES FOR CURRENT SERVICES	2,603	2,783	2,800	2,800
TOTAL VITAL & HEALTH STATISTICS	2,629	2,809	2,800	2,800
01054840 MEMORIAL HALL				
USE OF MONEY & PROPERTY				
44300 INTEREST	501	183	501	501
44320 RENTS & CONCESSIONS	22,457	19,417	31,229	36,720
TOTAL USE OF MONEY & PROPERTY	22,957	19,600	31,730	37,221
MISCELLANEOUS REVENUES				
74140 BAD CHECK RECOVERY	25	0	0	0
TOTAL MISCELLANEOUS REVENUES	25	0	0	0
TOTAL MEMORIAL HALL	22,982	19,600	31,730	37,221

COUNTY OF GLENN
DETAIL OF ADDITIONAL FINANCING SOURCES BY FUND & ACCOUNT
 GOVERNMENTAL FUNDS
 FISCAL YEAR 2011-12

Description 1	2009-10 Actual 2	2010-11 Actual 3	2011-12 Recommended Budget 4	2011-12 Adopted Budget 5
SPECIAL REVENUE FUND				
01054890 MICROGRAPHICS CONVERSION				
USE OF MONEY & PROPERTY				
44300 INTEREST	11	12	0	0
TOTAL USE OF MONEY & PROPERTY	11	12	0	0
CHARGES FOR CURRENT SERVICES				
66550 OTHER CHARGES FOR SERVICES	30	0	0	0
66552 MISCELLANEOUS REVENUE	5,461	5,500	5,500	5,500
TOTAL CHARGES FOR CURRENT SERVICES	5,491	5,500	5,500	5,500
TOTAL MICROGRAPHICS CONVERSION	5,502	5,512	5,500	5,500
01055011 IHSS PUBLIC AUTHORITY FUND				
USE OF MONEY & PROPERTY				
44300 INTEREST	133	182	0	0
TOTAL USE OF MONEY & PROPERTY	133	182	0	0
INTERGOVERNMENTAL REVENUE				
52300 ST PUB ASST ADMIN	69,524	63,367	104,334	104,334
52390 REALIGN-SOC SVCS PROGRAMS	19,161	22,722	51,862	51,862
54100 FED PUB ASSIST ADMIN	103,833	93,560	126,620	126,620
TOTAL INTERGOVERNMENTAL REVENUE	192,518	179,649	282,816	282,816
CHARGES FOR CURRENT SERVICES				
66550 OTHER CHARGES FOR SERVICES	12,458	32,087	20,575	20,575
67071 INTER REV-#102 STATE GOV'T	13,970	10,000	15,000	15,000
TOTAL CHARGES FOR CURRENT SERVICES	26,428	42,087	35,575	35,575
TOTAL IHSS PUBLIC AUTHORITY FUND	219,079	221,918	318,391	318,391
01055012 SSD STUART FOUNDATION GRANT				
USE OF MONEY & PROPERTY				
44300 INTEREST	135	82	0	32
TOTAL USE OF MONEY & PROPERTY	135	82	0	32
CHARGES FOR CURRENT SERVICES				
66550 OTHER CHARGES FOR SERVICES	27,500	27,500	0	0
TOTAL CHARGES FOR CURRENT SERVICES	27,500	27,500	0	0
TOTAL SSD STUART FOUNDATION GRANT	27,635	27,582	0	32

COUNTY OF GLENN
DETAIL OF ADDITIONAL FINANCING SOURCES BY FUND & ACCOUNT
 GOVERNMENTAL FUNDS
 FISCAL YEAR 2011-12

Description 1	2009-10 Actual 2	2010-11 Actual 3	2011-12 Recommended Budget 4	2011-12 Adopted Budget 5
SPECIAL REVENUE FUND				
01055340 CHILD SUPPORT SERVICES				
USE OF MONEY & PROPERTY				
44300 INTEREST	1,505	1,074	0	0
TOTAL USE OF MONEY & PROPERTY	1,505	1,074	0	0
INTERGOVERNMENTAL REVENUE				
52315 ST-CHILD SUPPORT ADMIN	241,720	245,039	212,836	212,836
54110 FED CHILD SUPPORT ADMIN	379,773	455,176	557,407	557,407
54625 FEDERAL ARRA STIMULUS	89,448	20,490	20,490	20,490
TOTAL INTERGOVERNMENTAL REVENUE	710,941	720,705	790,733	790,733
MISCELLANEOUS REVENUES				
74112 MISCELLANEOUS REVENUE	75	0	0	0
74115 JURY FEE RETURNS	0	15	0	0
74118 REFUNDS & REBATES	80	0	0	0
74124 INSURANCE REIMB	229	0	0	0
TOTAL MISCELLANEOUS REVENUES	385	15	0	0
TOTAL CHILD SUPPORT SERVICES	712,831	721,793	790,733	790,733
01057012 PER CAPITA GRANT 2002				
USE OF MONEY & PROPERTY				
44300 INTEREST	(685)	(326)	450	450
TOTAL USE OF MONEY & PROPERTY	(685)	(326)	450	450
INTERGOVERNMENTAL REVENUE				
52879 STATE GRANT	161,281	28,250	450,000	450,000
66553 FEDERAL GRANT REVENUE	118,403	57,858	0	0
TOTAL INTERGOVERNMENTAL REVENUE	279,684	86,108	450,000	450,000
TOTAL PER CAPITA GRANT 2002	278,999	85,781	450,450	450,450
01203010 ROAD FUND				
LICENSES & PERMITS				
24130 TRANSPORTATION PERMIT	8,412	7,780	10,000	10,000
24131 ENCROACHMENT PERMIT	4,585	4,053	6,000	6,000
24150 FRANCHISE FEES	4,287	7,177	7,000	7,000
TOTAL LICENSES & PERMITS	17,284	19,009	23,000	23,000
USE OF MONEY & PROPERTY				
44300 INTEREST	1,827	2,266	5,000	5,000
44320 RENTS & CONCESSIONS	200	200	200	200
44330 ROYALTIES	13,457	12,091	10,000	10,000
TOTAL USE OF MONEY & PROPERTY	15,484	14,557	15,200	15,200

COUNTY OF GLENN
DETAIL OF ADDITIONAL FINANCING SOURCES BY FUND & ACCOUNT
 GOVERNMENTAL FUNDS
 FISCAL YEAR 2011-12

Description 1	2009-10 Actual 2	2010-11 Actual 3	2011-12 Recommended Budget 4	2011-12 Adopted Budget 5
SPECIAL REVENUE FUND				
01203010 ROAD FUND				
INTERGOVERNMENTAL REVENUE				
52100 HIGHWAY USERS TAX	1,514,079	2,548,093	2,750,000	2,750,000
52518 STATE AID-CONSTRUCTION PROP 42	1,186,038	0	0	0
52519 STATE AID-CONSTRUCTION	0	0	2,778,000	2,778,000
52940 RSTP EXCHANGE	312,817	312,817	312,817	312,817
54460 FEDERAL FOREST RESERVE	255,495	216,716	200,000	200,000
54500 CDBG GRANT	217	0	0	0
54612 FEDERAL ROAD PROJECTS	177,930	245,737	6,630,975	6,630,975
66553 FEDERAL GRANT REVENUE	0	268,786	0	0
75100 STATE-GRANT REVENUE	0	34,999	0	0
TOTAL INTERGOVERNMENTAL REVENUE	3,446,574	3,627,147	12,671,792	12,671,792
CHARGES FOR CURRENT SERVICES				
62100 PLANNING & ENGINEERING	162,182	115,241	91,350	91,350
64510 ROAD & STREET SERVICE	0	0	51,950	51,950
66550 OTHER CHARGES FOR SERVICES	133,927	245,248	220,000	220,000
66551 ADMINISTRATION FEES	20,391	11,985	10,250	10,250
66552 MISCELLANEOUS REVENUE	8,499	16,044	71,811	71,811
67111 INTER REV-#499 COMM ACTION	1,557	0	0	0
68179 SCRAP METAL SALES	0	1,086	0	0
TOTAL CHARGES FOR CURRENT SERVICES	326,556	389,605	445,361	445,361
MISCELLANEOUS REVENUES				
74112 MISCELLANEOUS REVENUE	2,577	10,500	10,000	10,000
74116 CANCEL STALE CHECKS	0	150	0	0
74118 REFUNDS & REBATES	714	74,681	5,000	5,000
74119 PERS REBATE	3,913	0	0	0
74124 INSURANCE REIMB	537	0	0	0
TOTAL MISCELLANEOUS REVENUES	7,741	85,331	15,000	15,000
OTHER FINANCING SOURCES				
78100 SALE OF FIXED ASSETS	0	0	5,000	5,000
86025 OTI-#120 ROAD FUNDS	498,999	182,152	808,966	808,966
TOTAL OTHER FINANCING SOURCES	498,999	182,152	813,966	813,966
TOTAL ROAD FUND	4,312,639	4,317,801	13,984,319	13,984,319
01203013 ROAD PROP 1B				
USE OF MONEY & PROPERTY				
44300 INTEREST	4,192	8,837	5,000	5,000
TOTAL USE OF MONEY & PROPERTY	4,192	8,837	5,000	5,000

COUNTY OF GLENN
DETAIL OF ADDITIONAL FINANCING SOURCES BY FUND & ACCOUNT
 GOVERNMENTAL FUNDS
 FISCAL YEAR 2011-12

Description 1	2009-10 Actual 2	2010-11 Actual 3	2011-12 Recommended Budget 4	2011-12 Adopted Budget 5
SPECIAL REVENUE FUND				
01203013 ROAD PROP 1B				
INTERGOVERNMENTAL REVENUE				
52519 STATE AID-CONSTRUCTION	1,814,990	0	0	0
TOTAL INTERGOVERNMENTAL REVENUE	1,814,990	0	0	0
TOTAL ROAD PROP 1B	1,819,181	8,837	5,000	5,000
01203014 ROAD LOCAL TRANSPORTATION FUND				
USE OF MONEY & PROPERTY				
44300 INTEREST	303	1,358	1,000	1,000
TOTAL USE OF MONEY & PROPERTY	303	1,358	1,000	1,000
TOTAL ROAD LOCAL TRANSPORTATION FUND	303	1,358	1,000	1,000
01401140 ADVERTISING FUND				
INTERGOVERNMENTAL REVENUE				
56200 OTHER GOVT AGENCIES	0	2,000	2,000	2,000
TOTAL INTERGOVERNMENTAL REVENUE	0	2,000	2,000	2,000
CHARGES FOR CURRENT SERVICES				
67004 INTER REV-#200 SOLID WASTE	5,000	5,000	5,000	5,000
TOTAL CHARGES FOR CURRENT SERVICES	5,000	5,000	5,000	5,000
MISCELLANEOUS REVENUES				
74110 FUND RAISING PROCEEDS	0	0	12,000	12,000
TOTAL MISCELLANEOUS REVENUES	0	0	12,000	12,000
OTHER FINANCING SOURCES				
86000 OTI-#101 GENERAL FUND	1,000	1,000	1,000	1,000
TOTAL OTHER FINANCING SOURCES	1,000	1,000	1,000	1,000
TOTAL ADVERTISING FUND	6,000	8,000	20,000	20,000
01602270 FISH & GAME FUND				
FINES, FORFEITURES & PENALTIES				
35230 COURT FINES	6,131	3,558	3,600	3,600
36301 PENALTIES	3,678	2,135	2,100	2,100
TOTAL FINES, FORFEITURES & PENALTIES	9,809	5,693	5,700	5,700
USE OF MONEY & PROPERTY				
44300 INTEREST	243	174	200	200
TOTAL USE OF MONEY & PROPERTY	243	174	200	200
TOTAL FISH & GAME FUND	10,052	5,867	5,900	5,900

COUNTY OF GLENN
DETAIL OF ADDITIONAL FINANCING SOURCES BY FUND & ACCOUNT
 GOVERNMENTAL FUNDS
 FISCAL YEAR 2011-12

Description 1	2009-10 Actual 2	2010-11 Actual 3	2011-12 Recommended Budget 4	2011-12 Adopted Budget 5
SPECIAL REVENUE FUND				
01906020 SUPERINTENDENT OF SCHOOLS				
TAXES				
14010 PROP TAX-CURR SECURED	151,593	149,516	145,000	145,000
14020 PROP TAX-CURR UNSECURED	5,889	5,801	5,500	5,500
14030 PROP TAX-PRIOR SECURED	(472)	(1,202)	0	0
14040 PROP TAX-PRIOR UNSECURED	(40)	(26)	0	0
14046 SB813 CURRENT SECURED	1,110	427	2,500	2,500
14048 SB813 PRIOR SECURED	1,356	1,677	0	0
TOTAL TAXES	159,435	156,193	153,000	153,000
USE OF MONEY & PROPERTY				
44300 INTEREST	2,685	1,856	1,100	1,100
TOTAL USE OF MONEY & PROPERTY	2,685	1,856	1,100	1,100
INTERGOVERNMENTAL REVENUE				
52580 HOPTR	2,053	1,723	2,000	2,000
54470 FEDERAL IN-LIEU TAX	330	232	0	0
TOTAL INTERGOVERNMENTAL REVENUE	2,383	1,956	2,000	2,000
TOTAL SUPERINTENDENT OF SCHOOLS	164,504	160,005	156,100	156,100
TOTAL SPECIAL REVENUE FUND	11,930,064	9,019,443	20,922,071	21,044,253
CAPITAL PROJECTS FUND				
01301130 ACO (CAPITAL OUTLAY) FUND				
USE OF MONEY & PROPERTY				
44300 INTEREST	193	57	100	100
TOTAL USE OF MONEY & PROPERTY	193	57	100	100
TOTAL ACO (CAPITAL OUTLAY) FUND	193	57	100	100
01751131 COURT REMODEL/WMH				
INTERGOVERNMENTAL REVENUE				
52710 TRIAL COURT FUNDING	202,096	(202,096)	0	0
TOTAL INTERGOVERNMENTAL REVENUE	202,096	(202,096)	0	0
TOTAL COURT REMODEL/WMH	202,096	(202,096)	0	0

COUNTY OF GLENN
DETAIL OF ADDITIONAL FINANCING SOURCES BY FUND & ACCOUNT
 GOVERNMENTAL FUNDS
 FISCAL YEAR 2011-12

Description 1	2009-10 Actual 2	2010-11 Actual 3	2011-12 Recommended Budget 4	2011-12 Adopted Budget 5
CAPITAL PROJECTS FUND				
01751135 COURTHOUSE CONSOLIDATION				
INTERGOVERNMENTAL REVENUE				
56200 OTHER GOVT AGENCIES	0	0	0	313,303
TOTAL INTERGOVERNMENTAL REVENUE	0	0	0	313,303
TOTAL COURTHOUSE CONSOLIDATION	0	0	0	313,303
01751150 DEPARTMENT RELOCATION				
OTHER FINANCING SOURCES				
78100 SALE OF FIXED ASSETS	0	0	0	223,038
TOTAL OTHER FINANCING SOURCES	0	0	0	223,038
TOTAL DEPARTMENT RELOCATION	0	0	0	223,038
TOTAL CAPITAL PROJECTS FUND	202,289	(202,039)	100	536,441
DEBT SERVICE FUND				
01811140 DEBT SERVICE FUND				
CHARGES FOR CURRENT SERVICES				
67112 INTER REV-#2261 PERMIT CENTER	12,913	0	12,914	12,914
TOTAL CHARGES FOR CURRENT SERVICES	12,913	0	12,914	12,914
MISCELLANEOUS REVENUES				
74134 COMMUNICATIONS REVENUE	0	0	21,281	21,281
74141 ATS-COMMUNICATIONS REVENUE	26,602	21,281	0	0
TOTAL MISCELLANEOUS REVENUES	26,602	21,281	21,281	21,281
OTHER FINANCING SOURCES				
86003 OTI-#104 PUBLIC SAFETY	45,989	45,989	45,991	45,991
86024 OTI-#190 SUPT OF SCHOOLS	153,055	151,817	154,355	154,355
TOTAL OTHER FINANCING SOURCES	199,044	197,807	200,346	200,346
TOTAL DEBT SERVICE FUND	238,559	219,088	234,541	234,541
TOTAL DEBT SERVICE FUND	238,559	219,088	234,541	234,541
TOTAL ALL FUNDS	72,143,235	67,473,660	84,725,592	86,292,926

COUNTY OF GLENN
SUMMARY OF FINANCING USES BY FUNCTION & FUND
 GOVERNMENTAL FUNDS
 FISCAL YEAR 2011-12

Description 1	2009-10 Actual 2	2010-11 Actual 3	2011-12 Recommended Budget 4	2011-12 Adopted Budget 5
SUMMARIZATION BY FUNCTION				
GENERAL GOVERNMENT	16,297,065	13,894,191	15,804,307	16,295,103
PUBLIC PROTECTION	18,795,859	18,014,400	19,100,139	19,458,472
PUBLIC WAYS & FACILITIES	4,593,807	4,944,158	16,140,919	16,087,118
HEALTH & SANITATION	14,611,134	14,343,931	15,447,341	15,511,593
PUBLIC ASSISTANCE	16,404,927	16,333,208	19,619,732	19,608,280
EDUCATION	539,457	536,431	542,212	542,212
DEBT SERVICE	219,083	204,933	220,386	220,386
TOTAL FINANCING USES BY FUNCTION	71,461,333	68,271,252	86,875,036	87,723,164
APPROPRIATION FOR CONTINGENCY				
GENERAL FUND	0	0	200,000	200,000
TOTAL CONTINGENCY	0	0	200,000	200,000
SUBTOTAL FINANCING USES	71,461,333	68,271,252	87,075,036	87,923,164
PROVISIONS FOR RESERVES & DESIGNATIONS				
GENERAL FUND	0	0	0	0
SPECIAL REVENUE FUNDS	2,705,888	1,158,242	181	266,963
CAPITAL PROJECTS FUNDS	0	583,745	50	57
DEBT SERVICE FUNDS	37,150	5,320	14,155	0
TOTAL RESERVES & DESIGNATIONS	2,743,038	1,747,307	14,386	267,020
TOTAL FINANCING USES	74,204,371	70,018,559	87,089,422	88,190,184

COUNTY OF GLENN
SUMMARY OF FINANCING USES BY FUNCTION & FUND
GOVERNMENTAL FUNDS
FISCAL YEAR 2011-12

Description 1	2009-10 Actual 2	2010-11 Actual 3	2011-12 Recommended Budget 4	2011-12 Adopted Budget 5
SUMMARIZATION BY FUND				
GENERAL FUND				
01010000 GENERAL FUND	21,119,158	18,999,161	19,759,083	19,979,175
01020000 STATE GOVT FUND-HEALTH	11,436,580	11,355,244	12,032,379	12,032,379
01025000 STATE GOVT FUND-SOC SVCS	16,033,120	15,795,812	19,062,536	19,062,536
01040000 PUBLIC SAFETY FUND	12,125,821	11,889,269	12,201,836	12,644,013
TOTAL GENERAL FUND	60,714,679	58,039,486	63,055,834	63,718,103
SPECIAL REVENUE FUNDS				
01050347 CALWORKS INCENTIVE FUND	235,203	137,015	50,000	50,000
01051000 TITLE III FOREST RESERVES	34,043	22,971	40,500	108,070
01051020 BUILDING STANDARDS ADMIN FEE	33	118	0	86
01051050 HISTORICAL RECORDS	2,722	0	200	0
01051080 SAFETY PROJECTS	18,262	94,589	12,000	19,557
01052000 DEVELOPMENT IMPACT FEES	1,074	669	0	555
01052113 CENTRALIZED DISPATCH	16,727	9,604	0	5,152
01052127 DEA H&S GRANT	12,697	29,721	11,667	50,000
01052128 JAIL SLESF 11/12	0	0	0	7,148
01052130 SHERIFF HC DONATIONS	0	0	0	504
01052133 JAIL SLESF 08/09	5,939	9,359	0	0
01052134 LAW ENFORCEMENT DONATION	7,462	0	0	7,716
01052135 K-9 DONATION 2010-11	0	3,791	0	25,398
01052182 GROUNDWATER GRANT	9,165	42,552	219,900	224,834
01052545 LAW ENFORCE DISCRETIONARY	412,383	407,067	500,000	500,128
01052550 COUNTY SLESF	162,355	112,009	157,962	101,758
01052551 JAIL SLESF	0	7,148	7,148	229
01052552 D.A. SLESF	14,068	6,974	0	6,880
01052553 JJCPA GRANT	67,318	92,666	0	19
01052557 DJJ REALIGNMENT	105,596	112,570	206,460	206,460
01052570 DMV SURCHARGE	30,599	29,923	24,000	29,968
01052600 CO DNA ID PROP 69	51,087	13,583	102,402	97,435
01052601 ST DNA ID PROP 69	7,202	9,973	10,010	10,353
01052602 ST DNA ID 76104.7GC	28,447	61,732	75,050	98,354
01053440 PROPERTY CHARACTERISTICS	17,477	8,609	8,000	8,000
01053441 PROPERTY ADMIN GRANT	480	0	0	0
01054010 CALIFORNIA WASTE MGMT GRANT	14,233	14,205	15,787	15,787

COUNTY OF GLENN
SUMMARY OF FINANCING USES BY FUNCTION & FUND
 GOVERNMENTAL FUNDS
 FISCAL YEAR 2011-12

Description 1	2009-10 Actual 2	2010-11 Actual 3	2011-12 Recommended Budget 4	2011-12 Adopted Budget 5
SUMMARIZATION BY FUND				
SPECIAL REVENUE FUNDS				
01054011 EMERGENCY PREPAREDNESS	207,300	130,845	130,485	186,185
01054012 MNTL HLTH SVCS ACT FUND	2,178,402	2,169,618	2,312,337	2,312,337
01054014 SUBSTANCE ABUSE PROP 36	24,214	(1)	0	0
01054015 HOSP PREPAREDNESS GRANT	163,037	86,339	145,574	154,126
01054016 HEALTH CDC H1N1 INFLUENZA	292,212	9,089	0	0
01054017 HEALTH HPP H1N1 INFLUENZA	14,227	0	0	0
01054020 SUP REG WORKFORCE ED	60,802	71,914	600,000	600,000
01054025 WOMEN, INFANTS & CHILDREN	4	1	0	1
01054045 MOSQUITO ABATEMENT ASSMT	266,589	169,497	170,744	181,482
01054110 JUVENILE FACILITY DONATION	11	4	0	2
01054380 RECORDERS MODERNIZATION	36,000	30,569	26,000	26,000
01054385 SOCIAL SECURITY REDACTION	5,939	5,340	10,000	10,649
01054400 DRUG ENFORCEMENT	5,796	1,299	5,300	5,518
01054401 FEDERAL SEIZURE	413	141	0	94
01054403 TAGMENT SEIZURE	1,251	1,184	0	567
01054404 DRUG ABUSE/GANG ACTIVITY	3,266	3,096	0	12,511
01054406 GLINTF FORFEITURE	22,505	22,251	48,800	76,738
01054407 GLINTF FEDERAL FORFEITURE	0	0	0	5,021
01054410 INVESTIGATION VEHICLES	1,278	1,256	1,907	1,919
01054420 D.A. SEIZURE	38,456	3,163	0	11,250
01054620 CAL BOAT LAUNCHING	47,691	39,745	612,550	612,550
01054680 VITAL & HEALTH STATISTICS	2,732	2,759	1,300	2,809
01054840 MEMORIAL HALL	56,055	39,862	64,516	45,100
01054890 MICROGRAPHICS CONVERSION	5,526	5,494	5,500	5,502
01055011 IHSS PUBLIC AUTHORITY FUND	219,079	221,918	318,391	318,391
01055012 SSD STUART FOUNDATION GRANT	47,988	37,466	27,000	12,400
01055340 CHILD SUPPORT SERVICES	712,832	787,317	790,733	790,733
01057012 PER CAPITA GRANT 2002	282,266	85,781	450,450	444,205
01203012 ROAD FUND	3,315,493	5,563,604	14,140,398	14,194,199
01203013 ROAD PROP 1B	3,516,548	284,705	1,720,521	1,666,720
01203014 ROAD LOCAL TRANSP FUND	4,313	0	280,000	280,000
01401140 ADVERTISING FUND	4,105	9,084	20,000	20,811
01602270 FISH & GAME FUND	8,996	11,614	8,050	9,031
01906020 SUPERINTENDENT OF SCHOOLS	190,345	163,266	154,355	154,355
TOTAL SPECIAL REVENUE FUNDS	12,990,245	11,185,078	23,486,001	23,715,605

COUNTY OF GLENN
SUMMARY OF FINANCING USES BY FUNCTION & FUND
 GOVERNMENTAL FUNDS
 FISCAL YEAR 2011-12

Description 1	2009-10 Actual 2	2010-11 Actual 3	2011-12 Recommended Budget 4	2011-12 Adopted Budget 5
SUMMARIZATION BY FUND				
CAPITAL PROJECTS FUNDS				
01301130 ACO (CAPITAL OUTLAY) FUND	41,120	193	50	57
01751131 COURT REMODEL/WMH	202,096	0	0	0
01751135 COURTHOUSE CONSOLIDATION	0	583,552	313,000	313,000
01751150 DEPARTMENT RELOCATION	0	0	0	223,038
TOTAL CAPITAL PROJECTS FUNDS	243,216	583,745	313,050	536,095
DEBT SERVICE FUND	256,233	210,253	234,541	220,386
TOTAL FINANCING USES	74,204,373	70,018,562	87,089,426	88,190,189

COUNTY OF GLENN
DETAIL OF FINANCING USES BY FUNCTION, ACTIVITY & BUDGET UNIT
 GOVERNMENTAL FUNDS
 FISCAL YEAR 2011-12

Function, Activity and Budget Unit 1	2009-10 Actual 2	2010-11 Actual 3	2011-12 Recommended Budget 4	2011-12 Adopted Budget 5
GENERAL GOVERNMENT				
LEGISLATIVE & ADMINISTRATIVE				
01011010 BOARD OF SUPERVISORS	676,965	450,626	479,588	479,588
01011013 COUNTY ADMINISTRATIVE OFFICER	208,772	20,347	8,920	8,920
01011020 CLERK OF THE BOARD	314,064	249,798	184,003	189,454
01011051 ANNUAL AUDIT	47,550	47,550	41,425	41,425
TOTAL LEGISLATIVE & ADMINISTRATIVE	1,247,351	768,321	713,936	719,387
FINANCE				
01011040 DEPARTMENT OF FINANCE	943,524	833,967	805,173	816,442
01011061 TAX REVENUE ANTICIPATION	126,754	145,105	145,000	145,000
01011070 ASSESSOR	866,819	786,273	799,962	806,717
01053440 PROPERTY CHARACTERISTICS	17,477	8,609	8,000	8,000
01053441 PROPERTY ADMIN GRANT	480	0	0	0
TOTAL FINANCE	1,955,054	1,773,954	1,758,135	1,776,159
COUNSEL				
01011080 COUNTY COUNSEL	400,349	346,510	412,852	417,852
TOTAL COUNSEL	400,349	346,510	412,852	417,852
PERSONNEL				
01011090 PERSONNEL DEPARTMENT	329,772	258,333	231,424	236,424
TOTAL PERSONNEL	329,772	258,333	231,424	236,424
ELECTIONS				
01011100 GENERAL & SPECIAL ELECTIONS	327,121	319,727	323,536	315,869
01011110 SCHOOL ELECTIONS	0	0	10,000	10,000
TOTAL ELECTIONS	327,121	319,727	333,536	325,869
PROPERTY				
01011120 FACILITIES MAINTENANCE	1,585,479	1,362,078	1,328,695	961,369
01054620 CAL BOAT LAUNCHING	47,691	39,745	612,550	612,550
01054840 MEMORIAL HALL	56,055	39,862	64,516	45,100
01057012 PER CAPITA PARK GRANT 2002	282,266	85,781	450,450	444,205
TOTAL PROPERTY	1,971,491	1,527,466	2,456,211	2,063,224

COUNTY OF GLENN
DETAIL OF FINANCING USES BY FUNCTION, ACTIVITY & BUDGET UNIT
 GOVERNMENTAL FUNDS
 FISCAL YEAR 2011-12

Function, Activity and Budget Unit 1	2009-10 Actual 2	2010-11 Actual 3	2011-12 Recommended Budget 4	2011-12 Adopted Budget 5
GENERAL GOVERNMENT				
PLANT ACQUISITION				
01052000 DEVELOPMENT IMPACT FEES	1,074	669	0	555
01301130 A.C.O. CAPITAL OUTLAY	41,120	193	50	57
01751131 COURT REMODEL/WMH	202,096	0	0	0
01751135 COURT CONSOLIDATION	0	583,552	313,000	313,000
01751150 DEPARTMENT RELOCATION	0	0	0	223,038
TOTAL PLANT ACQUISITION	244,290	584,414	313,050	536,650
PROMOTION				
01401140 ADVERTISING COUNTY RESOURCES	4,105	9,084	20,000	20,811
TOTAL PROMOTION	4,105	9,084	20,000	20,811
OTHER GENERAL				
01011005 BOARD RESOURCES/TRANSFERS	8,272,524	7,479,388	8,084,274	8,714,432
01011150 GENERAL INSURANCE	705,704	715,710	771,581	771,581
01011170 EMPLOYEE BENEFITS	32,983	31,193	41,406	41,406
01011180 SURVEYOR AND ENGINEER	67,687	30,989	63,307	68,287
01011200 DP-PROPERTY TAX SYSTEM	50,028	47,579	56,000	56,000
01011201 DP-FINANCE NETWORK	126,967	65,773	67,965	67,965
01011202 DP CO-WIDE NETWORK	31,229	26,199	33,000	33,000
01011203 DP-COUNTYWIDE IT SERVICES	519,707	459,101	394,980	394,980
01051000 TITLE III FOREST RESERVES	34,043	22,971	40,500	108,070
01051050 HISTORICAL RECORDS	2,722	0	200	0
01051080 SAFETY PROJECTS	18,262	94,589	12,000	19,557
TOTAL OTHER GENERAL	9,861,856	8,973,492	9,565,213	10,275,278
TOTAL GENERAL GOVERNMENT	16,341,389	14,561,301	15,804,357	16,371,654
PUBLIC PROTECTION				
JUDICIAL				
01012040 COURT REVENUES	481,070	488,137	477,422	477,422
01012050 JUVENILE JUSTICE COMMISSION	899	0	442	442
01012060 GRAND JURY	10,436	10,411	11,200	11,200
01012100 INDIGENT DEFENSE	364,969	376,053	392,312	392,312
01042090 DISTRICT ATTORNEY	1,062,040	805,366	871,800	871,800
01052552 D.A. SLESF	14,068	6,974	0	6,880
01054420 D.A. SEIZURE	38,456	3,163	0	11,250
TOTAL JUDICIAL	1,971,938	1,690,104	1,753,176	1,771,306

COUNTY OF GLENN
DETAIL OF FINANCING USES BY FUNCTION, ACTIVITY & BUDGET UNIT
 GOVERNMENTAL FUNDS
 FISCAL YEAR 2011-12

Function, Activity and Budget Unit 1	2009-10 Actual 2	2010-11 Actual 3	2011-12 Recommended Budget 4	2011-12 Adopted Budget 5
PUBLIC PROTECTION				
POLICE PROTECTION				
01041201 SHERIFF/PROBATION COMPUTER	54,238	61,675	78,500	78,500
01042110 SHERIFF	3,445,538	3,084,545	2,957,889	3,064,968
01042113 SHERIFF'S DISPATCH	566,956	534,324	515,132	466,853
01042114 SPECIAL INVESTIGATIONS GLNTF	236,355	228,777	244,764	244,764
01042115 COPS UNIVERSAL HIRING	281,213	287,282	298,334	298,334
01042116 COPS IN SCHOOLS	103,395	101,026	108,347	108,347
01042120 SHERIFF CAL-MMET	21,980	586	38,000	38,000
01042121 SHERIFF SAFE GRANT	20,966	4,305	29,600	29,600
01042122 OES EMPG GRANT	83,871	120,139	84,171	130,551
01042125 ADA ENFORCE TEAM RECOVERY	15,567	168,329	208,439	208,439
01042130 HOMELAND SECURITY GRANT 2010	0	0	157,998	157,998
01042132 HOMELAND SECURITY GRANT 2007	103,289	0	0	0
01042133 HOMELAND SECURITY GRANT 2008	9,187	150,681	0	0
01042134 HOMELAND SECURITY GRANT 2009	0	0	157,349	157,349
01042135 SHERIFF-CIVIL DIVISION	154,616	164,196	167,447	181,731
01042136 COURT SECURITY-WILLOWS	218,986	204,131	522,609	522,609
01042137 COURT SECURITY-ORLAND	0	42,969	0	0
01042360 BOAT PATROL	103,159	129,292	127,308	116,410
01042361 BOATING SAFETY EQUIP GRANT	0	30,000	30,000	30,000
01052113 CENTRALIZED DISPATCH	16,727	9,604	0	5,152
01052127 DEA H&S GRANT	12,697	29,721	11,667	50,000
01052130 SHERIFF HC DONATIONS	0	0	0	504
01052134 LAW ENFORCEMENT DONATION	7,462	0	0	7,716
01052135 K-9 DONATION	0	3,791	0	25,398
01052545 LAW ENFORCEMNT DISCRETIONARY	412,383	407,077	500,000	500,128
01052550 COUNTY SLESF	162,355	112,009	157,966	101,766
01052570 DMV SURCHARGE	30,599	29,923	24,000	29,968
01054400 DRUG ENFORCEMENT	5,796	1,299	5,300	5,518
01054401 FEDERAL SEIZURE	413	141	0	94
01054403 TAGMENT SEIZURE	1,251	1,184	0	567
01054404 DRUG ABUSE/GANG ACTIVITY	3,266	3,096	0	12,511
01054406 GLINTF STATE FORFEITURE	22,505	22,251	48,800	76,738
01054407 GLINTF FEDERAL FORFEITURE	0	0	0	5,021
01054410 INVESTIGATIVE VEHICLES	1,278	1,256	1,907	1,919
TOTAL POLICE PROTECTION	6,096,048	5,933,609	6,475,527	6,657,453

COUNTY OF GLENN
DETAIL OF FINANCING USES BY FUNCTION, ACTIVITY & BUDGET UNIT
GOVERNMENTAL FUNDS
FISCAL YEAR 2011-12

Function, Activity and Budget Unit 1	2009-10 Actual 2	2010-11 Actual 3	2011-12 Recommended Budget 4	2011-12 Adopted Budget 5
PUBLIC PROTECTION				
DETENTION & CORRECTION				
01042140 JAIL	3,532,178	3,540,386	3,259,184	3,592,795
01042142 JAIL-STANDARDS & TRAINING	13,615	12,840	13,920	13,920
01042150 PROBATION DEPARTMENT	747,751	900,808	694,779	694,779
01042155 JUVENILE HALL	1,080,859	1,063,555	1,379,028	1,379,028
01042156 PROBATION STANDARDS & TRAINING	13,115	12,310	11,770	11,770
01042157 PROBATION-DNA IDENTIFICATION	0	0	73,402	73,402
01042158 DELINQUENCY PREVENTION	56,274	63,307	63,521	63,521
01042160 PROBATION SPECIALIZED UNIT	69,245	19,003	0	0
01042161 SAMSHA GRANT	8,938	0	0	0
01042164 PARTNERSHIP GRANT	32,186	36,162	38,185	38,185
01042168 JUVENILE PROBATION & CAMP	67,627	66,169	0	0
01042175 PROATION JAG-OTP GRANT	22,680	50,413	5,604	5,604
01042176 EVIDENCE-BASED ADULT SUPERV	0	6,693	64,756	64,756
01052128 JAIL SLESF 11/12	0	0	0	7,148
01052133 JAIL SLESF 08/09	5,939	9,359	0	0
01052551 JAIL SLESF 10/11	0	7,148	7,148	229
01052553 JJCPA GRANT	67,318	92,666	0	19
01052557 YOUTH OFFNDR INTNSV SUPERVIS	105,596	112,570	206,460	206,460
01054110 JUVENILE FACILITY DONATION	11	4	0	2
TOTAL DETENTION & CORRECTION	5,823,332	5,993,393	5,817,757	6,151,618
FLOOD CONTROL, SOIL & WATER				
01012170 FLOOD CONTROL	1,021	39,952	22,473	25,174
TOTAL FLOOD CONTROL, SOIL & WATER	1,021	39,952	22,473	25,174
PROTECTION INSPECTION				
01012180 AGRICULTURAL COMMISSIONER	1,391,300	1,361,495	1,412,549	1,446,182
01012183 AG GIS PROGRAM	341,793	0	0	0
01012200 BUILDING INSPECTOR	493,169	286,553	295,800	222,504
01051020 BUILDING STANDARDS ADMIN FEE	33	118	0	86
01052182 WATER RESOURCES	9,165	42,552	219,900	224,834
TOTAL PROTECTION INSPECTION	2,235,460	1,690,718	1,928,249	1,893,606

COUNTY OF GLENN
DETAIL OF FINANCING USES BY FUNCTION, ACTIVITY & BUDGET UNIT
GOVERNMENTAL FUNDS
FISCAL YEAR 2011-12

Function, Activity and Budget Unit 1	2009-10 Actual 2	2010-11 Actual 3	2011-12 Recommended Budget 4	2011-12 Adopted Budget 5
PUBLIC PROTECTION				
OTHER PROTECTION				
01012220 RECORDER	486,122	425,192	415,971	411,432
01012230 CORONER	69,203	54,849	52,495	52,495
01012240 PUBLIC ADMINISTRATOR/GUARDIAN	212,464	205,648	169,932	169,932
01012280 PLANNING	614,734	357,738	324,594	339,642
01012290 ANIMAL CONTROL	423,022	323,431	361,105	310,882
01012295 CDBG PUBLIC WORKS 9760	53,091	530,026	750,000	750,000
01052600 CO-DNA IDENTIFICATION PROP 699	51,087	13,583	102,402	97,435
01052601 ST-DNA IDENTIFICATION PROP 699	7,202	9,973	10,010	10,353
01052602 ST DNA ID 76104.7GC	28,447	61,732	75,050	98,354
01054380 RECORDERS MODERNIZATION	36,000	30,569	26,000	26,000
01054385 SOCIAL SECURITY REDACTION	5,939	5,340	10,000	10,649
01054680 VITAL & HEALTH STATISTICS	2,732	2,759	1,300	2,809
01054890 MICROGRAPHICS CONVERSION	5,526	5,494	5,500	5,502
01055340 CHILD SUPPORT SERVICES	712,832	787,317	790,733	790,733
01602270 FISH AND GAME PROPAGATION	8,996	11,614	8,050	9,031
TOTAL OTHER PROTECTION	2,717,397	2,825,265	3,103,142	3,085,249
TOTAL PUBLIC PROTECTION	18,845,196	18,173,041	19,100,324	19,584,406
PUBLIC WAYS & FACILITIES				
PUBLIC WAYS				
01201000 ROAD ENGINEERS	0	0	306,621	306,621
01202000 ROAD SHOP	0	0	408,370	408,370
01203010 ROAD CONSTRUCTION & MAINT	3,257,884	5,030,066	3,649,649	3,703,450
01203012 ROAD CAPITAL CONSTRUCTION	57,609	533,538	9,775,758	9,775,758
01203013 ROAD PROP 1B	3,516,548	284,705	1,720,521	1,666,720
01203014 ROAD LOCAL TRANSP FUND	4,313	0	280,000	280,000
TOTAL PUBLIC WAYS	6,836,354	5,848,309	16,140,919	16,140,919
TOTAL PUBLIC WAYS & FACILITIES	6,836,354	5,848,309	16,140,919	16,140,919

COUNTY OF GLENN
DETAIL OF FINANCING USES BY FUNCTION, ACTIVITY & BUDGET UNIT
GOVERNMENTAL FUNDS
FISCAL YEAR 2011-12

Function, Activity and Budget Unit 1	2009-10 Actual 2	2010-11 Actual 3	2011-12 Recommended Budget 4	2011-12 Adopted Budget 5
HEALTH & SANITATION				
HEALTH				
01024010 PUBLIC HEALTH	2,994,614	2,836,157	2,711,267	2,711,267
01024012 COMMUNITY MENTAL HEALTH	6,093,418	5,886,325	6,704,283	6,704,283
01024014 ALCOHOL & DRUG ABUSE SERVICES	805,079	978,417	997,566	997,566
01024016 CAL EMA JAG-OTP GRANT	22,797	89,625	32,854	32,854
01024017 DRUG COURT	218,381	248,805	244,068	244,068
01024020 MATERNAL CHILD HEALTH	216,752	212,059	148,735	148,735
01024025 WOMEN, INFANTS & CHILDREN	663,318	750,427	842,463	842,463
01054010 CALIFORNIA WASTE MGMT GRANT	14,233	14,205	15,787	15,787
01054011 EMERGENCY PREPAREDNESS	207,300	130,845	130,485	186,185
01054012 MNTL HLTH SERVICES ACT	2,178,402	2,169,618	2,312,337	2,312,337
01054014 SUBSTANCE ABUSE PROP 36	24,214	(1)	0	0
01054015 HOSPITAL PREPAREDNESS GRANT	163,037	86,339	145,574	154,126
01054016 HEALTH CDC H1N1 INFLUENZA	292,212	9,089	0	0
01054017 HEALTH HPP H1N1 INFLUENZA	14,227	0	0	0
01054020 SUPERIOR REG WORKFORCE ED	60,802	71,914	600,000	600,000
01054025 WOMEN, INFANTS & CHILDREN	4	1	0	1
01054045 MOSQUITO ABATEMENT ASSMT	266,589	169,497	170,744	181,482
TOTAL HEALTH	14,235,379	13,653,322	15,056,163	15,131,154
HOSPITAL CARE				
01014022 COUNTY HOSPITAL	29,739	337,186	40,035	40,035
TOTAL HOSPITAL CARE	28,500,497	27,643,830	30,152,361	30,302,343
CALIFORNIA CHILDREN'S SERVICES				
01024170 CALIF CHILDREN'S SERVICES	422,220	353,429	351,143	351,143
TOTAL CALIFORNIA CHILDREN'S SERVICES	422,220	353,429	351,143	351,143
TOTAL HEALTH & SANITATION	43,158,096	41,650,581	45,559,667	45,784,640

COUNTY OF GLENN
DETAIL OF FINANCING USES BY FUNCTION, ACTIVITY & BUDGET UNIT
 GOVERNMENTAL FUNDS
 FISCAL YEAR 2011-12

Function, Activity and Budget Unit 1	2009-10 Actual 2	2010-11 Actual 3	2011-12 Recommended Budget 4	2011-12 Adopted Budget 5
PUBLIC ASSISTANCE				
ADMINISTRATION				
01025010 SOCIAL SERVICE ADMINISTRATION	9,449,132	9,226,074	11,723,411	11,723,411
01050347 CALWORKS INCENTIVE	235,203	137,015	50,000	50,000
01055011 IHSS PUBLIC AUTHORITY	219,079	221,918	318,391	318,391
01055012 STUART/WALTER JOHNSON GRANT	47,988	37,466	27,000	12,400
TOTAL ADMINISTRATION	9,951,402	9,622,473	12,118,802	12,104,202
AID PROGRAMS				
01025011 IHSS PROVIDERS	705,458	773,543	985,000	985,000
01025012 ECF EMERGENCY CONTINGENCY	526,221	456,302	0	0
01025020 CALWORKS ASSISTANCE	3,131,724	3,117,043	3,400,000	3,400,000
01025030 FOSTER CARE ASSISTANCE	1,264,728	1,049,979	1,754,125	1,754,125
01025280 AID TO ADOPTIONS	955,857	1,172,871	1,200,000	1,200,000
TOTAL AID PROGRAMS	6,583,988	6,569,738	7,339,125	7,339,125
GENERAL RELIEF				
01015090 AID TO INDIGENTS	87,864	99,428	115,000	115,000
TOTAL GENERAL RELIEF	87,864	99,428	115,000	115,000
VETERAN'S SERVICES				
01015180 VETERAN'S SERVICE OFFICER	37,862	42,202	46,805	49,953
TOTAL VETERAN'S SERVICES	37,862	42,202	46,805	49,953
TOTAL PUBLIC ASSISTANCE	16,661,116	16,333,841	19,619,732	19,608,280
EDUCATION				
SCHOOL ADMINISTRATION				
01906020 SUPERINTENDENT OF SCHOOLS	190,345	163,266	154,355	154,355
TOTAL SCHOOL ADMINISTRATION	190,345	163,266	154,355	154,355
LIBRARY SERVICES				
01016040 COUNTY LIBRARY	138,042	138,295	139,381	139,381
TOTAL LIBRARY SERVICES	138,042	138,295	139,381	139,381

COUNTY OF GLENN
DETAIL OF FINANCING USES BY FUNCTION, ACTIVITY & BUDGET UNIT
 GOVERNMENTAL FUNDS
 FISCAL YEAR 2011-12

Function, Activity and Budget Unit 1	2009-10 Actual 2	2010-11 Actual 3	2011-12 Recommended Budget 4	2011-12 Adopted Budget 5
EDUCATION				
AGRICULTURAL EDUCATION				
01016050 COOPERATIVE EXTENSION	248,360	246,319	248,476	248,476
TOTAL AGRICULTURAL EDUCATION	248,362	246,322	248,480	248,481
TOTAL EDUCATION	576,749	547,883	542,216	542,217
DEBT SERVICE				
RETIREMENT OF LONG-TERM DEBT				
01811137 COE INSTALL PURCHASE PYMT	176,050	142,983	154,355	140,200
01811140 PPWA PERMIT CENTER DEBT	12,913	0	12,914	12,914
01811145 JUVENILE HALL DEBT SERVICE	45,989	45,989	45,991	45,991
01811146 TOSHIBA PHONE SYSTEM	21,281	21,281	21,281	21,281
TOTAL RETIREMENT OF LONG-TERM DEBT	256,233	210,253	234,541	220,386
TOTAL DEBT SERVICE	256,233	210,253	234,541	220,386
CONTINGENCY				
CONTINGENCY				
01017020 CONTINGENCY	0	0	200,000	200,000
TOTAL CONTINGENCY	0	0	200,000	200,000
TOTAL CONTINGENCY	0	0	200,000	200,000
TOTAL FINANCING USES BY FUNCTION	102,675,133	97,325,209	117,201,756	118,452,502

2011-2012 FIXED ASSET REQUESTS

DEPARTMENT	DESCRIPTION	STRUCTURE &			TOTAL
		LAND	IMPROVEMENT	EQUIPMENT	
GENERAL FUND					
01011201	Data Processing-Finance Network			10,765	
TOTAL GENERAL FUND		0	0	10,765	10,765
STATE GOVERNMENT FUND - HEALTH SERVICES					
01024012	Mental Health		330,500		
TOTAL STATE GOVERNMENT FUND - HEALTH SERVICES		0	330,500	0	330,500
STATE GOVERNMENT FUND - SOCIAL SERVICES					
01025010	Social Services Administration			100,000	
01025010	Social Services Administration			80,000	
TOTAL STATE GOVERNMENT FUND - SOCIAL SERVICES		0	0	180,000	180,000
PUBLIC SAFETY FUND					
01041201	Sheriff/Probation Computer			7,000	
01042130	Homeland Security Grant 10			118,000	
01042134	Homeland Security Grant 09			39,337	
01042134	Homeland Security Grant 09			16,554	
01042361	Boating Safety Equipment Grant			30,000	
TOTAL SPECIAL REVENUE FUNDS		0	0	210,891	210,891
SPECIAL REVENUE FUNDS					
01054011	Emergency Preparedness Grant			55,700	
01054015	Hospital Preparedness Grant			8,552	
01054621	Ord Bend Park Launch Facility		580,500		
01057012	Per Capita Park Grant		386,255		
TOTAL SPECIAL REVENUE FUNDS		0	966,755	64,252	1,031,007
ROAD FUND					
01203010	Road Construction & Maint			280,000	
TOTAL ROAD FUND		0	0	280,000	280,000
TOTAL OPERATING FUNDS		0	1,297,255	745,908	2,043,163
OTHER FUNDS					
02000000	Waste Disposal	645,000			
02000000	Waste Disposal		3,050,000		
02000000	Waste Disposal			150,000	
02190001	Fleet Reserve-General Fund			325,500	
02190002	Fleet Reserve-Non General Fund			244,200	
02260000	Planning & Public Works ISF			50,000	
TOTAL OTHER FUNDS		645,000	3,050,000	769,700	4,464,700
GRAND TOTAL		645,000	4,347,255	1,515,608	6,507,863

COUNTY OF GLENN
 DETAIL OF FINANCING SOURCES AND FINANCING USES
 GOVERNMENTAL FUNDS
 FISCAL YEAR 2011-12

BUDGET UNIT FUNCTION ACTIVITY	01011005 BOARD RESOURCES/TRANSFERS		BOARD OF SUPERVISORS	
	GENERAL GOVERNMENT		OTHER GENERAL	
DETAIL BY REVENUE CATEGORY AND EXPENDITURE OBJECT	2009-10 ACTUAL	2010-11 ACTUAL	2011-12 RECOMMENDED BUDGET	2011-12 ADOPTED BUDGET
REVENUES				
TAXES	5,386,227	5,272,445	5,403,899	5,403,899
LICENSES & PERMITS	560,106	566,949	570,000	570,000
USE OF MONEY & PROPERTY	14,370	3,511	10,000	10,000
INTERGOVERNMENTAL REVENUE	4,668,584	4,768,001	4,666,475	4,668,880
CHARGES FOR CURRENT SERVICES	453,715	757,458	2,500	202,500
MISCELLANEOUS REVENUES	295,803	288,624	321,000	321,000
OTHER FINANCING SOURCES	0	42,400	313,000	536,038
TOTAL REVENUES	11,378,805	11,699,388	11,286,874	11,712,317
EXPENSES				
SERVICES & SUPPLIES	33,942	26,692	45,000	45,000
OTHER CHARGES	49,010	26,759	19,085	19,085
OTHER FINANCING USES	8,189,570	7,425,935	8,020,189	8,650,347
TOTAL EXPENSES	8,272,522	7,479,386	8,084,274	8,714,432
NET COUNTY (COST)/RETURN	3,106,283	4,220,002	3,202,600	2,997,885

DESCRIPTION:

The Board Resources budget unit records general purpose revenues used for financing County operations. These revenues are not collected in direct response to services provided. Non-program or general purpose revenues include countywide property taxes as well as intergovernmental revenues that come to the County without restrictions as to specific program use.

COUNTY OF GLENN
 DETAIL OF FINANCING SOURCES AND FINANCING USES
 GOVERNMENTAL FUNDS
 FISCAL YEAR 2011-12

BUDGET UNIT **01011010 BOARD OF SUPERVISORS** BOARD OF SUPERVISORS
 FUNCTION GENERAL GOVERNMENT
 ACTIVITY LEGISLATIVE & ADMINISTRATIVE

DETAIL BY REVENUE CATEGORY AND EXPENDITURE OBJECT	2009-10 ACTUAL	2010-11 ACTUAL	2011-12 RECOMMENDED BUDGET	2011-12 ADOPTED BUDGET
REVENUES				
MISCELLANEOUS REVENUES	10	115	0	0
TOTAL REVENUES	10	115	0	0
EXPENSES				
SALARIES & BENEFITS	232,758	248,652	255,982	255,982
SERVICES & SUPPLIES	19,863	18,573	19,214	34,099
OTHER CHARGES	424,344	183,401	204,392	189,507
TOTAL EXPENSES	676,965	450,626	479,588	479,588
NET COUNTY (COST)/RETURN	(676,955)	(450,511)	(479,588)	(479,588)

DESCRIPTION:

The Board of Supervisors is the policy making body of the County of Glenn, and with the assistance and advice of County Administrative Officer and department heads, performs the administrative as well as legislative function of County government. The Board is vested with both expressed and implied responsibilities that enables and allows them to carry out these functions on behalf of the taxpayers of the County, and to ensure efficiency in government at the local level. The elected five-member Board, with one serving as Chairperson, serves in various capacities which include reviewing and approving department budgets, purchase of capital assets and budgetary authority for all County departments. The Board researches State and Federal regulations that affect Glenn County, its departments and residents.

COUNTY OF GLENN
 DETAIL OF FINANCING SOURCES AND FINANCING USES
 GOVERNMENTAL FUNDS
 FISCAL YEAR 2011-12

BUDGET UNIT **01011013 COUNTY ADMINISTRATIVE OFFICER** BOARD OF SUPERVISORS
 FUNCTION GENERAL GOVERNMENT
 ACTIVITY LEGISLATIVE & ADMINISTRATIVE

DETAIL BY REVENUE CATEGORY AND EXPENDITURE OBJECT	2009-10 ACTUAL	2010-11 ACTUAL	2011-12 RECOMMENDED BUDGET	2011-12 ADOPTED BUDGET
REVENUES				
CHARGES FOR CURRENT SERVICES	385,352	38,822	(92,684)	(92,684)
MISCELLANEOUS REVENUES	59	0	0	0
TOTAL REVENUES	385,411	38,822	(92,684)	(92,684)
EXPENSES				
SALARIES & BENEFITS	207,122	20,347	8,920	8,920
SERVICES & SUPPLIES	1,651	0	0	0
TOTAL EXPENSES	208,772	20,347	8,920	8,920
NET COUNTY (COST)/RETURN	176,638	18,475	(101,604)	(101,604)

DESCRIPTION:

The County Administrative Officer acts as the primary administrative advisor to the Board of Supervisors; acts as the Clerk of the Board; oversees operation of the County Personnel Department; researches and investigates areas that could result in greater economy and efficiency in County operations; and assists in the annual budgeting process.

COUNTY OF GLENN
 DETAIL OF FINANCING SOURCES AND FINANCING USES
 GOVERNMENTAL FUNDS
 FISCAL YEAR 2011-12

BUDGET UNIT **01011020 CLERK OF THE BOARD** SHERYL THUR
 FUNCTION GENERAL GOVERNMENT ASSESSOR, CLERK-RECORDER
 ACTIVITY LEGISLATIVE & ADMINISTRATIVE

DETAIL BY REVENUE CATEGORY AND EXPENDITURE OBJECT	2009-10 ACTUAL	2010-11 ACTUAL	2011-12 RECOMMENDED BUDGET	2011-12 ADOPTED BUDGET
REVENUES				
MISCELLANEOUS REVENUES	601	36	19,024	19,024
TOTAL REVENUES	601	36	19,024	19,024
EXPENSES				
SALARIES & BENEFITS	213,859	214,089	180,896	168,019
SERVICES & SUPPLIES	13,487	12,376	3,107	21,435
OTHER CHARGES	86,718	23,333	0	0
TOTAL EXPENSES	314,064	249,798	184,003	189,454
NET COUNTY (COST)/RETURN	(313,463)	(249,762)	(164,979)	(170,430)

DESCRIPTION:

In accordance with State law, the office of the County Clerk acts as the Clerk of the Board of Supervisors. This office is also entrusted with the custody of records; provides clerical support to the Board of Supervisors; maintains and monitors databases on County contracts executed by the Board and appointments roster on all County committees and commissions.

This office is charged with the preparation of Board agendas, clerking of Board meetings and maintaining an official record book. The County's Administrative Manual of Policies and Procedures and Codification to the County Code, as required by law, are also maintained within this office. The Clerk of the Board's office also acts as a liaison between County departments and the Board of Supervisors.

COUNTY OF GLENN
 DETAIL OF FINANCING SOURCES AND FINANCING USES
 GOVERNMENTAL FUNDS
 FISCAL YEAR 2011-12

BUDGET UNIT **01011040 DEPARTMENT OF FINANCE** STANLEY T. ROZMARYN
 FUNCTION GENERAL GOVERNMENT DIRECTOR OF FINANCE
 ACTIVITY FINANCE

DETAIL BY REVENUE CATEGORY AND EXPENDITURE OBJECT	2009-10 ACTUAL	2010-11 ACTUAL	2011-12 RECOMMENDED BUDGET	2011-12 ADOPTED BUDGET
REVENUES				
FINES, FORFEITURES & PENALTIES	269,002	223,129	225,000	225,000
CHARGES FOR CURRENT SERVICES	767,323	784,042	759,393	759,393
MISCELLANEOUS REVENUES	4,227	3,238	2,250	2,250
TOTAL REVENUES	1,040,553	1,010,409	986,643	986,643
EXPENSES				
SALARIES & BENEFITS	896,959	788,117	746,515	731,086
SERVICES & SUPPLIES	46,315	45,555	58,258	84,956
OTHER CHARGES	250	295	400	400
TOTAL EXPENSES	943,524	833,967	805,173	816,442
NET COUNTY (COST)/RETURN	97,028	176,442	181,470	170,201

DESCRIPTION:

The Department of Finance exercises general supervision of the financial information and accounts of all departments and agencies under the control of the Board of Supervisors; provides financial information, services, advice and assistance to all County organizations and citizens; establishes accounting policies; manages the countywide financial information system; approves and pays all claims against the County; maintains the official accounting records of the County; processes payroll and payroll reporting; apportions property tax payments; provides fiscal training to employees; compiles the County's financial reports; coordinates the annual County audit; performs financial, compliance and performance audits; promotes adequate fiscal safeguards; prepares the County budget; monitors budgetary and fiscal activities; prepares the countywide A-87 cost allocation plan; calculates tax rates; maintains tax rolls; mails tax bills and notices; collects tax payments; receives, records, deposits and accounts for all funds paid to all departments and agencies; maintains investment portfolio; and allocates interest to all pool participants.

COUNTY OF GLENN
 DETAIL OF FINANCING SOURCES AND FINANCING USES
 GOVERNMENTAL FUNDS
 FISCAL YEAR 2011-12

BUDGET UNIT **01011051 ANNUAL AUDIT**
 FUNCTION GENERAL GOVERNMENT
 ACTIVITY LEGISLATIVE & ADMINISTRATIVE

STANLEY T. ROZMARYN
 DIRECTOR OF FINANCE

DETAIL BY REVENUE CATEGORY AND EXPENDITURE OBJECT	2009-10 ACTUAL	2010-11 ACTUAL	2011-12 RECOMMENDED BUDGET	2011-12 ADOPTED BUDGET
REVENUES				
CHARGES FOR CURRENT SERVICES	29,424	22,452	39,999	39,999
TOTAL REVENUES	29,424	22,452	39,999	39,999
EXPENSES				
SERVICES & SUPPLIES	47,550	47,550	41,425	41,425
TOTAL EXPENSES	47,550	47,550	41,425	41,425
NET COUNTY (COST)/RETURN	(18,126)	(25,098)	(1,426)	(1,426)

DESCRIPTION:

This department is used to account for the cost of the County's annual outside audit. The expense is then allocated to departments through the countywide cost plan allocation plan (A-87) based on the relative budget size of each department.

COUNTY OF GLENN
 DETAIL OF FINANCING SOURCES AND FINANCING USES
 GOVERNMENTAL FUNDS
 FISCAL YEAR 2011-12

BUDGET UNIT **01011061 TAX REVENUE ANTICIPATION** STANLEY T. ROZMARYN
 FUNCTION GENERAL GOVERNMENT DIRECTOR OF FINANCE
 ACTIVITY FINANCE

DETAIL BY REVENUE CATEGORY AND EXPENDITURE OBJECT	2009-10 ACTUAL	2010-11 ACTUAL	2011-12 RECOMMENDED BUDGET	2011-12 ADOPTED BUDGET
REVENUES				
USE OF MONEY & PROPERTY	16,400	64,023	50,000	50,000
TOTAL REVENUES	16,400	64,023	50,000	50,000
EXPENSES				
SERVICES & SUPPLIES	32,650	47,199	50,000	50,000
OTHER CHARGES	94,104	97,906	95,000	95,000
TOTAL EXPENSES	126,754	145,105	145,000	145,000
NET COUNTY (COST)/RETURN	(110,354)	(81,082)	(95,000)	(95,000)

DESCRIPTION:

This account is solely for accounting for the net cost and earnings from the Tax Revenue Anticipation Note annual loan for cash flow purposes.

COUNTY OF GLENN
 DETAIL OF FINANCING SOURCES AND FINANCING USES
 GOVERNMENTAL FUNDS
 FISCAL YEAR 2011-12

BUDGET UNIT **01011070 ASSESSOR** SHERYL THUR
 FUNCTION GENERAL GOVERNMENT ASSESSOR, CLERK-RECORDER
 ACTIVITY FINANCE

DETAIL BY REVENUE CATEGORY AND EXPENDITURE OBJECT	2009-10 ACTUAL	2010-11 ACTUAL	2011-12 RECOMMENDED BUDGET	2011-12 ADOPTED BUDGET
REVENUES				
CHARGES FOR CURRENT SERVICES	205,273	175,646	160,000	160,000
MISCELLANEOUS REVENUES	236	0	0	0
OTHER FINANCING SOURCES	19,993	8,000	8,000	8,000
TOTAL REVENUES	225,502	183,646	168,000	168,000
EXPENSES				
SALARIES & BENEFITS	679,765	657,663	728,197	674,694
SERVICES & SUPPLIES	119,549	44,961	(8,008)	59,681
OTHER CHARGES	67,505	83,650	79,773	72,342
TOTAL EXPENSES	866,819	786,273	799,962	806,717
NET COUNTY (COST)/RETURN	(641,317)	(602,627)	(631,962)	(638,717)

DESCRIPTON:

The Assessor's Office is required by law to place a taxable value on all assessable property in the county. Assessable property includes houses, factories, boats, aircraft, mobile homes and gas and mineral rights. This office maintains and reviews the assessment roll, which reflects the current status of ownership of a given property, the owner's address, the value of land and improvements and personal property. In the process of compiling the assessment roll, the staff establishes correct base years, accurate changes of title ownership, proper audit procedures and appropriate appraisal methodologies. The Assessor is required by law to furnish an estimated total valuation of each item in the assessment roll no later than May 15th of each year.

COUNTY OF GLENN
 DETAIL OF FINANCING SOURCES AND FINANCING USES
 GOVERNMENTAL FUNDS
 FISCAL YEAR 2011-12

BUDGET UNIT **01011080 COUNTY COUNSEL** HUSTON T. CARLYLE
 FUNCTION GENERAL GOVERNMENT COUNTY COUNSEL
 ACTIVITY COUNSEL

DETAIL BY REVENUE CATEGORY AND EXPENDITURE OBJECT	2009-10 ACTUAL	2010-11 ACTUAL	2011-12 RECOMMENDED BUDGET	2011-12 ADOPTED BUDGET
REVENUES				
CHARGES FOR CURRENT SERVICES	222,395	309,815	431,876	431,876
MISCELLANEOUS REVENUES	202	103	0	0
OTHER FINANCING SOURCES	0	7,600	0	0
TOTAL REVENUES	222,597	317,518	431,876	431,876
EXPENSES				
SALARIES & BENEFITS	375,617	332,593	369,982	369,982
SERVICES & SUPPLIES	24,732	13,917	41,770	46,770
OTHER CHARGES	0	0	1,100	1,100
TOTAL EXPENSES	400,349	346,510	412,852	417,852
NET COUNTY (COST)/RETURN	(177,752)	(28,992)	19,024	14,024

DESCRIPTION:

The Office of the County Counsel provides legal representation, advice and counsel to the Board of Supervisors, all County departments, special districts and other public agencies as mandated and authorized by County and State statutes. In addition, the department manages the County Safety Program and is the County's liaison with Golden State Risk Management. The department consists of the County Counsel and an Executive Assistant, as well as the County Safety Officer, who also serves as the HIPAA Privacy and Security Officer.

The department provides a broad range of services directed at promoting the objectives of the County while protecting the County from loss and risk. Those services include advising on the law as it applies to County operations; drafting legal documents; and representing the County in civil actions, the Public Guardian/Public Administrator in conservatorship cases and contracting with outside counsel for dependency court cases and limited other matters as necessary. The safety program provides services to maintain the County's injury and illness prevention program coordinating safety training for County staff.

COUNTY OF GLENN
 DETAIL OF FINANCING SOURCES AND FINANCING USES
 GOVERNMENTAL FUNDS
 FISCAL YEAR 2011-12

BUDGET UNIT **01011090 PERSONNEL DEPARTMENT** HUSTON T. CARLYLE, INTERIM
 FUNCTION GENERAL GOVERNMENT PERSONNEL DIRECTOR
 ACTIVITY PERSONNEL

DETAIL BY REVENUE CATEGORY AND EXPENDITURE OBJECT	2009-10 ACTUAL	2010-11 ACTUAL	2011-12 RECOMMENDED BUDGET	2011-12 ADOPTED BUDGET
REVENUES				
CHARGES FOR CURRENT SERVICES	382,369	409,411	342,936	342,936
MISCELLANEOUS REVENUES	101	0	0	0
TOTAL REVENUES	382,470	409,411	342,936	342,936
EXPENSES				
SALARIES & BENEFITS	290,913	222,127	186,968	186,968
SERVICES & SUPPLIES	38,859	36,205	44,456	49,456
TOTAL EXPENSES	329,772	258,333	231,424	236,424
NET COUNTY (COST)/RETURN	52,698	151,078	111,512	106,512

DESCRIPTION:

Under administrative direction of the Board of Supervisors, the Personnel Department is responsible for the continuing development and administration of the countywide personnel program consisting of classification, pay, employee relations, recruitment and selection, affirmative action and employee benefits.

COUNTY OF GLENN
 DETAIL OF FINANCING SOURCES AND FINANCING USES
 GOVERNMENTAL FUNDS
 FISCAL YEAR 2011-12

BUDGET UNIT **01011100 GENERAL & SPECIAL ELECTIONS** SHERYL THUR
 FUNCTION GENERAL GOVERNMENT ASSESSOR, CLERK-RECORDER
 ACTIVITY ELECTIONS

DETAIL BY REVENUE CATEGORY AND EXPENDITURE OBJECT	2009-10 ACTUAL	2010-11 ACTUAL	2011-12 RECOMMENDED BUDGET	2011-12 ADOPTED BUDGET
REVENUES				
CHARGES FOR CURRENT SERVICES	15,836	47,734	2,000	2,000
MISCELLANEOUS REVENUES	212	120	0	0
TOTAL REVENUES	16,047	47,854	2,000	2,000
EXPENSES				
SALARIES & BENEFITS	137,010	140,078	150,989	107,466
SERVICES & SUPPLIES	102,853	87,265	72,854	114,103
OTHER CHARGES	87,259	92,384	99,693	94,300
TOTAL EXPENSES	327,121	319,727	323,536	315,869
NET COUNTY (COST)/RETURN	(311,074)	(271,873)	(321,536)	(313,869)

DESCRIPTION:

This department is responsible for the conduct of nearly all elections, including Federal, State, County, Cities, Schools and Special Districts. The Elections Office relies heavily on specific election related software and voting equipment hardware. The staff employs and trains approximately 100 poll workers for major elections.

COUNTY OF GLENN
 DETAIL OF FINANCING SOURCES AND FINANCING USES
 GOVERNMENTAL FUNDS
 FISCAL YEAR 2011-12

BUDGET UNIT **01011110 SCHOOL ELECTIONS** SHERYL THUR
 FUNCTION GENERAL GOVERNMENT ASSESSOR, CLERK-RECORDER
 ACTIVITY ELECTIONS

DETAIL BY REVENUE CATEGORY AND EXPENDITURE OBJECT	2009-10 ACTUAL	2010-11 ACTUAL	2011-12 RECOMMENDED BUDGET	2011-12 ADOPTED BUDGET
REVENUES				
CHARGES FOR CURRENT SERVICES	0	0	10,000	10,000
TOTAL REVENUES	0	0	10,000	10,000
EXPENSES				
SERVICES & SUPPLIES	0	0	10,000	10,000
TOTAL EXPENSES	0	0	10,000	10,000
NET COUNTY (COST)/RETURN	0	0	0	0

DESCRIPTION:

This department is used to track any special school board elections that may occur. In the event of a special election all costs would be reimbursed by the individual school district.

COUNTY OF GLENN
 DETAIL OF FINANCING SOURCES AND FINANCING USES
 GOVERNMENTAL FUNDS
 FISCAL YEAR 2011-12

BUDGET UNIT **01011120 FACILITIES MAINTENANCE** JOHN LINHART
 FUNCTION GENERAL GOVERNMENT PLANNING & PUBLIC WORKS
 ACTIVITY PROPERTY AGENCY DIRECTOR

DETAIL BY REVENUE CATEGORY AND EXPENDITURE OBJECT	2009-10 ACTUAL	2010-11 ACTUAL	2011-12 RECOMMENDED BUDGET	2011-12 ADOPTED BUDGET
REVENUES				
USE OF MONEY & PROPERTY	0	54	0	0
INTERGOVERNMENTAL REVENUE	5,592	0	0	0
CHARGES FOR CURRENT SERVICES	1,396,257	1,056,470	1,099,236	763,516
MISCELLANEOUS REVENUES	774	266	2,301	0
OTHER FINANCING SOURCES	35,000	0	49,000	49,000
TOTAL REVENUES	1,437,623	1,056,790	1,150,537	812,516
EXPENSES				
SALARIES & BENEFITS	958,030	810,160	759,831	709,831
SERVICES & SUPPLIES	627,448	486,918	459,586	201,538
OTHER CHARGES	0	65,000	109,278	50,000
TOTAL EXPENSES	1,585,479	1,362,078	1,328,695	961,369
NET COUNTY (COST)/RETURN	(147,856)	(305,288)	(178,158)	(148,853)

DESCRIPTION:

This department provides maintenance and upkeep of County buildings, adjacent grounds, parks, boat launch facilities, community use halls, libraries and secured facilities. To insure a safe and clean working environment, this department oversees custodial services, purchasing of related supplies and administers contractual agreements for repairs, alterations and new construction of these facilities. This department is also responsible for writing and administering a variety of construction related grant projects.

COUNTY OF GLENN
 DETAIL OF FINANCING SOURCES AND FINANCING USES
 GOVERNMENTAL FUNDS
 FISCAL YEAR 2011-12

BUDGET UNIT **01011150 GENERAL INSURANCE/SURETY BONDS** STANLEY T. ROZMARYN
 FUNCTION GENERAL GOVERNMENT DIRECTOR OF FINANCE
 ACTIVITY OTHER GENERAL

DETAIL BY REVENUE CATEGORY AND EXPENDITURE OBJECT	2009-10 ACTUAL	2010-11 ACTUAL	2011-12 RECOMMENDED BUDGET	2011-12 ADOPTED BUDGET
REVENUES				
CHARGES FOR CURRENT SERVICES	741,974	565,124	619,447	619,447
MISCELLANEOUS REVENUES	12,345	0	155,581	155,581
TOTAL REVENUES	754,319	565,124	775,028	775,028
EXPENSES				
SERVICES & SUPPLIES	705,704	715,710	771,581	771,581
TOTAL EXPENSES	705,704	715,710	771,581	771,581
NET COUNTY (COST)/RETURN	48,615	(150,586)	3,447	3,447

DESCRIPTION:

The General Insurance budget funded by the General Fund contains the annual insurance premium for general liability, buildings and auto liability. Costs are allocated to various County departments through the annual A-87 cost allocation plan using a ratio of experience and exposure history, square footage and actual premium expenses.

COUNTY OF GLENN
 DETAIL OF FINANCING SOURCES AND FINANCING USES
 GOVERNMENTAL FUNDS
 FISCAL YEAR 2011-12

BUDGET UNIT **01011170 EMPLOYEE BENEFITS** HUSTON T. CARLYLE, INTERIM
 FUNCTION GENERAL GOVERNMENT PERSONNEL DIRECTOR
 ACTIVITY OTHER GENERAL

DETAIL BY REVENUE CATEGORY AND EXPENDITURE OBJECT	2009-10 ACTUAL	2010-11 ACTUAL	2011-12 RECOMMENDED BUDGET	2011-12 ADOPTED BUDGET
REVENUES				
CHARGES FOR CURRENT SERVICES	36,986	40,450	44,552	44,552
TOTAL REVENUES	36,986	40,450	44,552	44,552
EXPENSES				
SERVICES & SUPPLIES	32,983	31,193	41,406	41,406
TOTAL EXPENSES	32,983	31,193	41,406	41,406
NET COUNTY (COST)/RETURN	4,003	9,257	3,146	3,146

DESCRIPTION:

The Employee Benefits department was established to account for countywide employee benefits that are not charged directly through the payroll process such as pre-employment physicals and an employee assistance program. Expenses are allocated to departments through the annual A-87 cost allocation plan based on the number of employees in each department.

COUNTY OF GLENN
 DETAIL OF FINANCING SOURCES AND FINANCING USES
 GOVERNMENTAL FUNDS
 FISCAL YEAR 2011-12

BUDGET UNIT **01011180 SURVEYOR AND ENGINEER** JOHN LINHART
 FUNCTION GENERAL GOVERNMENT PLANNING & PUBLIC WORKS
 ACTIVITY OTHER GENERAL AGENCY DIRECTOR

DETAIL BY REVENUE CATEGORY AND EXPENDITURE OBJECT	2009-10 ACTUAL	2010-11 ACTUAL	2011-12 RECOMMENDED BUDGET	2011-12 ADOPTED BUDGET
REVENUES				
CHARGES FOR CURRENT SERVICES	21,710	18,044	24,932	24,932
TOTAL REVENUES	21,710	18,044	24,932	24,932
EXPENSES				
SERVICES & SUPPLIES	67,273	30,941	60,795	65,775
OTHER CHARGES	414	48	2,512	2,512
TOTAL EXPENSES	67,687	30,989	63,307	68,287
NET COUNTY (COST)/RETURN	(45,977)	(12,945)	(38,375)	(43,355)

DESCRIPTION:

This unit provides for the statutory responsibilities of the county surveyor and engineer, as separate from individual construction projects. Typical activity includes review and checking of record of surveys, parcel maps, subdivision maps, etc.

COUNTY OF GLENN
 DETAIL OF FINANCING SOURCES AND FINANCING USES
 GOVERNMENTAL FUNDS
 FISCAL YEAR 2011-12

BUDGET UNIT **01011200 DP-PROPERTY TAX SYSTEM** STANLEY T. ROZMARYN
 FUNCTION GENERAL GOVERNMENT DIRECTOR OF FINANCE
 ACTIVITY OTHER GENERAL

DETAIL BY REVENUE CATEGORY AND EXPENDITURE OBJECT	2009-10 ACTUAL	2010-11 ACTUAL	2011-12 RECOMMENDED BUDGET	2011-12 ADOPTED BUDGET
REVENUES				
CHARGES FOR CURRENT SERVICES	79,373	34,807	77,640	77,640
TOTAL REVENUES	79,373	34,807	77,640	77,640
EXPENSES				
SERVICES & SUPPLIES	50,028	47,579	56,000	56,000
TOTAL EXPENSES	50,028	47,579	56,000	56,000
NET COUNTY (COST)/RETURN	29,345	(12,772)	21,640	21,640

DESCRIPTION:

This department is used to capture all data processing expenses related to property tax collection. Data Processing expenses are allocated through the countywide cost allocation plan to the Assessor and Department of Finance based on tax related direct salaries and benefits in each department.

COUNTY OF GLENN
 DETAIL OF FINANCING SOURCES AND FINANCING USES
 GOVERNMENTAL FUNDS
 FISCAL YEAR 2011-12

BUDGET UNIT **01011201 DP-FINANCE NETWORK** STANLEY T. ROZMARYN
 FUNCTION GENERAL GOVERNMENT DIRECTOR OF FINANCE
 ACTIVITY OTHER GENERAL

DETAIL BY REVENUE CATEGORY AND EXPENDITURE OBJECT	2009-10 ACTUAL	2010-11 ACTUAL	2011-12 RECOMMENDED BUDGET	2011-12 ADOPTED BUDGET
REVENUES				
INTERGOVERNMENTAL REVENUE	20,894	18,341	10,765	10,765
CHARGES FOR CURRENT SERVICES	18,000	0	0	0
OTHER FINANCING SOURCES	40,000	0	0	0
TOTAL REVENUES	78,894	18,341	10,765	10,765
EXPENSES				
SERVICES & SUPPLIES	48,073	49,170	57,200	57,200
FIXED ASSETS	78,894	16,604	10,765	10,765
TOTAL EXPENSES	126,967	65,773	67,965	67,965
NET COUNTY (COST)/RETURN	(48,073)	(47,432)	(57,200)	(57,200)

DESCRIPTION:

This account is used to capture all data processing expenses relating to the financial, payroll, budgeting, auditing and check processing functions performing by the Department of Finance.

COUNTY OF GLENN
 DETAIL OF FINANCING SOURCES AND FINANCING USES
 GOVERNMENTAL FUNDS
 FISCAL YEAR 2011-12

BUDGET UNIT **01011202 DP COUNTYWIDE NETWORK** STANLEY T. ROZMARYN
 FUNCTION GENERAL GOVERNMENT DIRECTOR OF FINANCE
 ACTIVITY OTHER GENERAL

DETAIL BY REVENUE CATEGORY AND EXPENDITURE OBJECT	2009-10 ACTUAL	2010-11 ACTUAL	2011-12 RECOMMENDED BUDGET	2011-12 ADOPTED BUDGET
REVENUES				
CHARGES FOR CURRENT SERVICES	1,108	2,530	2,500	2,500
TOTAL REVENUES	1,108	2,530	2,500	2,500
EXPENSES				
SERVICES & SUPPLIES	31,229	26,199	33,000	33,000
TOTAL EXPENSES	31,229	26,199	33,000	33,000
NET COUNTY (COST)/RETURN	(30,120)	(23,668)	(30,500)	(30,500)

DESCRIPTION:

This account was established to capture countywide data processing expenses such as computer communication lines, virus protection and e-mail filtering software, etc.

COUNTY OF GLENN
 DETAIL OF FINANCING SOURCES AND FINANCING USES
 GOVERNMENTAL FUNDS
 FISCAL YEAR 2011-12

BUDGET UNIT **01011203 DP-COUNTYWIDE IT SERVICES** STANLEY T. ROZMARYN
 FUNCTION GENERAL GOVERNMENT DIRECTOR OF FINANCE
 ACTIVITY OTHER GENERAL

DETAIL BY REVENUE CATEGORY AND EXPENDITURE OBJECT	2009-10 ACTUAL	2010-11 ACTUAL	2011-12 RECOMMENDED BUDGET	2011-12 ADOPTED BUDGET
REVENUES				
CHARGES FOR CURRENT SERVICES	574,283	543,294	547,086	547,086
TOTAL REVENUES	574,283	543,294	547,086	547,086
EXPENSES				
SERVICES & SUPPLIES	519,707	459,101	394,980	394,980
TOTAL EXPENSES	519,707	459,101	394,980	394,980
NET COUNTY (COST)/RETURN	54,576	84,193	152,106	152,106

DESCRIPTION:

The County has entered in to an agreement with an outside vendor for technical countywide data processing and information technology services. Expenses are allocated to departments through the annual A-87 cost allocation plan based on the actual hours provided by the vendor.

COUNTY OF GLENN
 DETAIL OF FINANCING SOURCES AND FINANCING USES
 GOVERNMENTAL FUNDS
 FISCAL YEAR 2011-12

BUDGET UNIT **01051000 TITLE III FOREST RESERVES** STANLEY T. ROZMARYN
 FUNCTION GENERAL GOVERNMENT DIRECTOR OF FINANCE
 ACTIVITY OTHER GENERAL

DETAIL BY REVENUE CATEGORY AND EXPENDITURE OBJECT	2009-10 ACTUAL	2010-11 ACTUAL	2011-12 RECOMMENDED BUDGET	2011-12 ADOPTED BUDGET
REVENUES				
USE OF MONEY & PROPERTY	889	765	500	500
INTERGOVERNMENTAL REVENUE	42,081	37,925	40,000	40,000
TOTAL REVENUES	42,971	38,690	40,500	40,500
EXPENSES				
SERVICES & SUPPLIES	0	0	40,500	40,500
TOTAL EXPENSES	0	0	40,500	40,500
NET COUNTY (COST)/RETURN	42,971	38,690	0	0

DESCRIPTION:

This fund is used to account for revenues earmarked for projects that support Nation Forests such as; projects related to search and rescue and other emergency services, community service work camps, easement purchases, forest related educational opportunities, fire prevention and county planning or community forestry.

COUNTY OF GLENN
 DETAIL OF FINANCING SOURCES AND FINANCING USES
 GOVERNMENTAL FUNDS
 FISCAL YEAR 2011-12

BUDGET UNIT **01051050 HISTORICAL RECORDS** SHERYL THUR
 FUNCTION GENERAL GOVERNMENT ASSESSOR, CLERK-RECORDER
 ACTIVITY OTHER GENERAL

DETAIL BY REVENUE CATEGORY AND EXPENDITURE OBJECT	2009-10 ACTUAL	2010-11 ACTUAL	2011-12 RECOMMENDED BUDGET	2011-12 ADOPTED BUDGET
REVENUES				
USE OF MONEY & PROPERTY	6	3	0	0
MISCELLANEOUS REVENUES	0	65	0	0
OTHER FINANCING SOURCES	0	0	0	2,405
TOTAL REVENUES	6	68	0	2,405
EXPENSES				
SERVICES & SUPPLIES	0	0	200	0
FIXED ASSETS	2,600	0	0	0
TOTAL EXPENSES	2,600	0	200	0
NET COUNTY (COST)/RETURN	(2,594)	68	(200)	2,405

DESCRIPTION:

The Historical Records Commission was established by Resolution No. 85-71 adopted by the Board of Supervisors, as allowed pursuant to Government Code §26490. The purpose of the Commission is to foster and promote the preservation of historical records of Glenn County.

COUNTY OF GLENN
 DETAIL OF FINANCING SOURCES AND FINANCING USES
 GOVERNMENTAL FUNDS
 FISCAL YEAR 2011-12

BUDGET UNIT **01051080 SAFETY PROJECTS** HUSTON T. CARLYLE
 FUNCTION GENERAL GOVERNMENT COUNTY COUNSEL
 ACTIVITY OTHER GENERAL

DETAIL BY REVENUE CATEGORY AND EXPENDITURE OBJECT	2009-10 ACTUAL	2010-11 ACTUAL	2011-12 RECOMMENDED BUDGET	2011-12 ADOPTED BUDGET
REVENUES				
USE OF MONEY & PROPERTY	344	302	0	0
MISCELLANEOUS REVENUES	86,946	0	0	0
TOTAL REVENUES	87,290	302	0	0
EXPENSES				
SERVICES & SUPPLIES	18,262	5,745	12,000	12,000
OTHER FINANCING USES	0	50,000	0	0
TOTAL EXPENSES	18,262	55,745	12,000	12,000
NET COUNTY (COST)/RETURN	69,028	(55,443)	(12,000)	(12,000)

DESCRIPTION:

The Loss Prevention Incentive Program is a program offered through Golden State Risk Management Authority (GSRMA). GSRMA members apply for consideration for funding on an annual basis. Approval is based on meeting a pre-determined set of criteria related to the member's safety program. The program was designed by GSRMA in an effort to create behavioral change by their member agency's Board and employees toward safety and loss prevention and to improve each member agency's loss prevention and safety programs.

COUNTY OF GLENN
 DETAIL OF FINANCING SOURCES AND FINANCING USES
 GOVERNMENTAL FUNDS
 FISCAL YEAR 2011-12

BUDGET UNIT **01052000 DEVELOPMENT IMPACT FEES** JOHN LINHART
 FUNCTION GENERAL GOVERNMENT PLANNING & PUBLIC WORKS
 ACTIVITY PLANT ACQUISITION AGENCY DIRECTOR

DETAIL BY REVENUE CATEGORY AND EXPENDITURE OBJECT	2009-10 ACTUAL	2010-11 ACTUAL	2011-12 RECOMMENDED BUDGET	2011-12 ADOPTED BUDGET
REVENUES				
USE OF MONEY & PROPERTY	669	555	0	0
TOTAL REVENUES	669	555	0	0
NET COUNTY (COST)/RETURN	669	555	0	0

DESCRIPTION:

The Development Impact Fees fund was established to record the amount of impact fees collected from new development projects within the County.

COUNTY OF GLENN
 DETAIL OF FINANCING SOURCES AND FINANCING USES
 GOVERNMENTAL FUNDS
 FISCAL YEAR 2011-12

BUDGET UNIT **01053440 PROPERTY CHARACTERISTICS** SHERYL THUR
 FUNCTION GENERAL GOVERNMENT ASSESSOR, CLERK-RECORDER
 ACTIVITY FINANCE

DETAIL BY REVENUE CATEGORY AND EXPENDITURE OBJECT	2009-10 ACTUAL	2010-11 ACTUAL	2011-12 RECOMMENDED BUDGET	2011-12 ADOPTED BUDGET
REVENUES				
USE OF MONEY & PROPERTY	79	48	0	0
CHARGES FOR CURRENT SERVICES	8,530	7,272	8,000	8,000
TOTAL REVENUES	8,609	7,320	8,000	8,000
EXPENSES				
OTHER FINANCING USES	9,523	8,000	8,000	8,000
TOTAL EXPENSES	9,523	8,000	8,000	8,000
NET COUNTY (COST)/RETURN	(914)	(680)	0	0

DESCRIPTION:

This account is used to record the revenue received from the sale of the county assessment roll information, plat maps, screen prints, etc. The revenue used to cover expenses incurred by the Assessor's Office in maintaining the assessment roll data.

COUNTY OF GLENN
 DETAIL OF FINANCING SOURCES AND FINANCING USES
 GOVERNMENTAL FUNDS
 FISCAL YEAR 2011-12

BUDGET UNIT **01053441 PROPERTY ADMIN GRANT** SHERYL THUR
 FUNCTION GENERAL GOVERNMENT ASSESSOR, CLERK-RECORDER
 ACTIVITY FINANCE

DETAIL BY REVENUE CATEGORY AND EXPENDITURE OBJECT	2009-10 ACTUAL	2010-11 ACTUAL	2011-12 RECOMMENDED BUDGET	2011-12 ADOPTED BUDGET
REVENUES				
USE OF MONEY & PROPERTY	0	0	0	0
TOTAL REVENUES	0	0	0	0
EXPENSES				
OTHER FINANCING USES	470	0	0	0
TOTAL EXPENSES	470	0	0	0
NET COUNTY (COST)/RETURN	(470)	0	0	0

DESCRIPTION:

Upon the recommendation of the County Assessor, and by resolution of the Board of Supervisors, the County elected to participate in the State-County Property Tax Administration Program, per Revenue and Taxation Code Section 95.35. This program was for the purpose of enhancing the property tax administration system of Glenn County.

This program was in effect for the 2002-03 fiscal year and each fiscal year thereafter to the 2006-07 fiscal year. This program had a sunset date of June 30, 2007 therefore there has not been any activity on this budget unit other than monies that were remaining, which all monies have been exhausted.

COUNTY OF GLENN
 DETAIL OF FINANCING SOURCES AND FINANCING USES
 GOVERNMENTAL FUNDS
 FISCAL YEAR 2011-12

BUDGET UNIT **01054620 CAL BOAT LAUNCHING**
 FUNCTION GENERAL GOVERNMENT
 ACTIVITY PROPERTY

JOHN LINHART
 PLANNING & PUBLIC WORKS
 AGENCY DIRECTOR

DETAIL BY REVENUE CATEGORY AND EXPENDITURE OBJECT	2009-10 ACTUAL	2010-11 ACTUAL	2011-12 RECOMMENDED BUDGET	2011-12 ADOPTED BUDGET
REVENUES				
LICENSES & PERMITS	0	11,300	0	0
FINES, FORFEITURES & PENALTIES	1,159	775	1,033	1,033
USE OF MONEY & PROPERTY	28	142	1,258	1,258
CHARGES FOR CURRENT SERVICES	12,514	0	12,365	12,365
TOTAL REVENUES	13,701	12,216	14,656	14,656
EXPENSES				
SERVICES & SUPPLIES	18,136	25,224	18,050	18,050
OTHER CHARGES	25	0	0	0
OTHER FINANCING USES	0	0	14,000	14,000
TOTAL EXPENSES	18,161	25,224	32,050	32,050
NET COUNTY (COST)/RETURN	(4,459)	(13,007)	(17,394)	(17,394)

DESCRIPTION:

This provides for the operation and maintenance of the boat launch facilities under the control of Glenn County. Launch facilities are located on the Sacramento River at Ord Bend and Butte City. A fee for launching & retrieval of boats is imposed and collected at the site or an annual unlimited use permit may be purchased at the Planning & Public Works Agency offices.

COUNTY OF GLENN
 DETAIL OF FINANCING SOURCES AND FINANCING USES
 GOVERNMENTAL FUNDS
 FISCAL YEAR 2011-12

BUDGET UNIT **01054621 ORD BEND LAUNCHING FACILITY** JOHN LINHART
 FUNCTION GENERAL GOVERNMENT PLANNING & PUBLIC WORKS
 ACTIVITY PROPERTY AGENCY DIRECTOR

DETAIL BY REVENUE CATEGORY AND EXPENDITURE OBJECT	2009-10 ACTUAL	2010-11 ACTUAL	2011-12 RECOMMENDED BUDGET	2011-12 ADOPTED BUDGET
REVENUES				
USE OF MONEY & PROPERTY	0	0	1,500	1,500
INTERGOVERNMENTAL REVENUE	24,348	0	579,000	579,000
TOTAL REVENUES	24,348	0	580,500	580,500
EXPENSES				
FIXED ASSETS	29,531	163	580,500	580,500
TOTAL EXPENSES	29,531	163	580,500	580,500
NET COUNTY (COST)/RETURN	(5,183)	(163)	0	0

DESCRIPTION:

This budget unit was established to record activities related to a grant received from the State Department of Boating and Waterways. This is a multi-year grant and consists of constructing a two-lane boat ramp; installation of a boarding float; resurfacing and striping the parking areas and access roads; constructing new sidewalks; refurbishing restroom facilities and installing lighting and security features at the Ord Bend Boat Launch Facility located on the Sacramento River.

COUNTY OF GLENN
 DETAIL OF FINANCING SOURCES AND FINANCING USES
 GOVERNMENTAL FUNDS
 FISCAL YEAR 2011-12

BUDGET UNIT **01054840 MEMORIAL HALL**
 FUNCTION GENERAL GOVERNMENT
 ACTIVITY PROPERTY

JOHN LINHART
 PLANNING & PUBLIC WORKS
 AGENCY DIRECTOR

DETAIL BY REVENUE CATEGORY AND EXPENDITURE OBJECT	2009-10 ACTUAL	2010-11 ACTUAL	2011-12 RECOMMENDED BUDGET	2011-12 ADOPTED BUDGET
REVENUES				
USE OF MONEY & PROPERTY	22,957	19,600	31,730	37,221
MISCELLANEOUS REVENUES	25	0	0	0
TOTAL REVENUES	22,982	19,600	31,730	37,221
EXPENSES				
SERVICES & SUPPLIES	21,030	35,842	29,516	10,100
OTHER CHARGES	25	0	0	0
OTHER FINANCING USES	35,000	0	35,000	35,000
TOTAL EXPENSES	56,055	35,842	64,516	45,100
NET COUNTY (COST)/RETURN	(33,072)	(16,242)	(32,786)	(7,879)

DESCRIPTION:

The Memorial Hall fund was established for any hall related maintenance costs for both the Orland & Willows Memorial Hall facilities. Rental fees and retained cleaning deposits are the source of funding for this account.

COUNTY OF GLENN
 DETAIL OF FINANCING SOURCES AND FINANCING USES
 GOVERNMENTAL FUNDS
 FISCAL YEAR 2011-12

BUDGET UNIT **01057012 PER CAPITA PARK GRANT 2002** JOHN LINHART
 FUNCTION GENERAL GOVERNMENT PLANNING & PUBLIC WORKS
 ACTIVITY PROPERTY AGENCY DIRECTOR

DETAIL BY REVENUE CATEGORY AND EXPENDITURE OBJECT	2009-10 ACTUAL	2010-11 ACTUAL	2011-12 RECOMMENDED BUDGET	2011-12 ADOPTED BUDGET
REVENUES				
USE OF MONEY & PROPERTY	(685)	(326)	450	450
INTERGOVERNMENTAL REVENUE	279,684	86,108	450,000	450,000
TOTAL REVENUES	278,999	85,781	450,450	450,450
EXPENSES				
SERVICES & SUPPLIES	711	601	64,195	57,949
FIXED ASSETS	281,555	85,180	386,255	386,255
TOTAL EXPENSES	282,266	85,781	450,450	444,204
NET COUNTY (COST)/RETURN	(3,266)	0	0	6,246

DESCRIPTION:

Grant funding is intended to maintain a high quality of life for California's growing population by providing a continuing investment in parks and recreational facilities. The intent of this funding includes improvements to the Hamilton City Park, Orland Memorial Hall, Ord Bend Park, Bayliss Library and Willows Memorial Park.

COUNTY OF GLENN
 DETAIL OF FINANCING SOURCES AND FINANCING USES
 GOVERNMENTAL FUNDS
 FISCAL YEAR 2011-12

BUDGET UNIT **01301130 A.C.O. CAPITAL OUTLAY**
 FUNCTION GENERAL GOVERNMENT
 ACTIVITY PLANT ACQUISITION

STANLEY T. ROZMARYN
 DIRECTOR OF FINANCE

DETAIL BY REVENUE CATEGORY AND EXPENDITURE OBJECT	2009-10 ACTUAL	2010-11 ACTUAL	2011-12 RECOMMENDED BUDGET	2011-12 ADOPTED BUDGET
REVENUES				
USE OF MONEY & PROPERTY	193	57	100	100
TOTAL REVENUES	193	57	100	100
EXPENSES				
OTHER FINANCING USES	40,000	0	0	0
TOTAL EXPENSES	40,000	0	0	0
NET COUNTY (COST)/RETURN	(39,807)	57	100	100

DESCRIPTION:

Capital Accumulated Outlay is used to account for financial resources to be used for the acquisition or construction of major capital projects.

COUNTY OF GLENN
 DETAIL OF FINANCING SOURCES AND FINANCING USES
 GOVERNMENTAL FUNDS
 FISCAL YEAR 2011-12

BUDGET UNIT **01401140 ADVERTISING COUNTY RESOURCES** JOHN LINHART
 FUNCTION GENERAL GOVERNMENT PLANNING & PUBLIC WORKS
 ACTIVITY PROMOTION AGENCY DIRECTOR

DETAIL BY REVENUE CATEGORY AND EXPENDITURE OBJECT	2009-10 ACTUAL	2010-11 ACTUAL	2011-12 RECOMMENDED BUDGET	2011-12 ADOPTED BUDGET
REVENUES				
INTERGOVERNMENTAL REVENUE	0	2,000	2,000	2,000
CHARGES FOR CURRENT SERVICES	5,000	5,000	5,000	5,000
MISCELLANEOUS REVENUES	0	0	12,000	12,000
OTHER FINANCING SOURCES	1,000	1,000	1,000	1,000
TOTAL REVENUES	6,000	8,000	20,000	20,000
EXPENSES				
SERVICES & SUPPLIES	4,105	7,189	20,000	20,000
TOTAL EXPENSES	4,105	7,189	20,000	20,000
NET COUNTY (COST)/RETURN	1,895	811	0	0

DESCRIPTION:

This activity includes the State Fair Exhibit. The County exhibit for the State Fair is an annual project requiring management of a contract with a local contractor to design, construct, transport, erect and dismantle the exhibit. Management includes coordination of volunteers to staff the Glenn County booth at the State Fair. Funding comes from the County, Cities, the general public and businesses.

COUNTY OF GLENN
 DETAIL OF FINANCING SOURCES AND FINANCING USES
 GOVERNMENTAL FUNDS
 FISCAL YEAR 2011-12

BUDGET UNIT **01751131 COURT REMODEL/WMH** JOHN LINHART
 FUNCTION GENERAL GOVERNMENT PLANNING & PUBLIC WORKS
 ACTIVITY PLANT ACQUISITION AGENCY DIRECTOR

DETAIL BY REVENUE CATEGORY AND EXPENDITURE OBJECT	2009-10 ACTUAL	2010-11 ACTUAL	2011-12 RECOMMENDED BUDGET	2011-12 ADOPTED BUDGET
REVENUES				
INTERGOVERNMENTAL REVENUE	202,096	(202,096)	0	0
TOTAL REVENUES	202,096	(202,096)	0	0
EXPENSES				
OTHER CHARGES	30,537	0	0	0
FIXED ASSETS	171,559	0	0	0
TOTAL EXPENSES	202,096	0	0	0
NET COUNTY (COST)/RETURN	0	(202,096)	0	0

DESCRIPTION:

As part of the transfer of the court facilities to the State Administrative Office of the Court (AOC) the project includes remodeling portions of the Willows Memorial Hall for county office to allow the court system to use more of the historic courthouse space. Funding covers the remodeling of both buildings.

COUNTY OF GLENN
 DETAIL OF FINANCING SOURCES AND FINANCING USES
 GOVERNMENTAL FUNDS
 FISCAL YEAR 2011-12

BUDGET UNIT **01751135 COURT CONSOLIDATION** JOHN LINHART
 FUNCTION GENERAL GOVERNMENT PLANNING & PUBLIC WORKS
 ACTIVITY PLANT ACQUISITION AGENCY DIRECTOR

DETAIL BY REVENUE CATEGORY AND EXPENDITURE OBJECT	2009-10 ACTUAL	2010-11 ACTUAL	2011-12 RECOMMENDED BUDGET	2011-12 ADOPTED BUDGET
REVENUES				
INTERGOVERNMENTAL REVENUE	0	0	0	313,303
TOTAL REVENUES	0	0	0	313,303
EXPENSES				
OTHER FINANCING USES	0	0	313,000	313,000
TOTAL EXPENSES	0	0	313,000	313,000
NET COUNTY (COST)/RETURN	0	0	(313,000)	303

DESCRIPTION:

The County must obtain approval from the Administrative Office of the Court (AOC) for any expenditure of funds from the Courthouse Construction Fund pursuant to §76100 of the California Government Code. Funds are used to upgrade county-owned facilities for use by the Courts system.

COUNTY OF GLENN
 DETAIL OF FINANCING SOURCES AND FINANCING USES
 GOVERNMENTAL FUNDS
 FISCAL YEAR 2011-12

BUDGET UNIT **01751150 DEPARTMENT RELOCATION** JOHN LINHART
 FUNCTION GENERAL GOVERNMENT PLANNING & PUBLIC WORKS
 ACTIVITY PLANT ACQUISITION AGENCY DIRECTOR

DETAIL BY REVENUE CATEGORY AND EXPENDITURE OBJECT	2009-10 ACTUAL	2010-11 ACTUAL	2011-12 RECOMMENDED BUDGET	2011-12 ADOPTED BUDGET
REVENUES				
OTHER FINANCING SOURCES	0	0	0	223,038
TOTAL REVENUES	0	0	0	223,038
EXPENSES				
OTHER FINANCING USES	0	0	0	223,038
TOTAL EXPENSES	0	0	0	223,038
NET COUNTY (COST)/RETURN	0	0	0	0

DESCRIPTION:

The County transferred title of the Courthouse to the State of California in fiscal year 2011-12. County departments such as the Board of Supervisors, Clerk-Recorder that were located inside the courthouse and various departments that used the basement of the courthouse for record storage were required to relocate. This capital project was established to record the relocation activities.

This Page Intentionally Left Blank

COUNTY OF GLENN
 DETAIL OF FINANCING SOURCES AND FINANCING USES
 GOVERNMENTAL FUNDS
 FISCAL YEAR 2011-12

BUDGET UNIT **01012040 COURT REVENUES**
 FUNCTION PUBLIC PROTECTION
 ACTIVITY JUDICIAL

STANLEY T. ROZMARYN
 DIRECTOR OF FINANCE

DETAIL BY REVENUE CATEGORY AND EXPENDITURE OBJECT	2009-10 ACTUAL	2010-11 ACTUAL	2011-12 RECOMMENDED BUDGET	2011-12 ADOPTED BUDGET
REVENUES				
FINES, FORFEITURES & PENALTIES	951,951	998,425	1,100,022	1,100,022
CHARGES FOR CURRENT SERVICES	182,243	186,733	165,853	165,853
MISCELLANEOUS REVENUES	8,474	7,175	8,320	8,320
TOTAL REVENUES	1,142,668	1,192,333	1,274,195	1,274,195
EXPENSES				
SERVICES & SUPPLIES	479,925	486,978	475,976	475,976
OTHER CHARGES	1,145	1,159	1,446	1,446
TOTAL EXPENSES	481,070	488,137	477,422	477,422
NET COUNTY (COST)/RETURN	661,598	704,196	796,773	796,773

DESCRIPTION:

This budget unit is used to record the portion of court fine revenue that is distributed to the County. The expenses of this department include the County's annual maintenance of effort requirement to the State and court collections expenses.

COUNTY OF GLENN
 DETAIL OF FINANCING SOURCES AND FINANCING USES
 GOVERNMENTAL FUNDS
 FISCAL YEAR 2011-12

BUDGET UNIT **01012050 JUVENILE JUSTICE COMMISSION** BRANDON THOMPSON
 FUNCTION PUBLIC PROTECTION CHIEF PROBATION OFFICER
 ACTIVITY JUDICIAL

DETAIL BY REVENUE CATEGORY AND EXPENDITURE OBJECT	2009-10 ACTUAL	2010-11 ACTUAL	2011-12 RECOMMENDED BUDGET	2011-12 ADOPTED BUDGET
REVENUES				
MISCELLANEOUS REVENUES	0	1	442	442
TOTAL REVENUES	0	1	442	442
EXPENSES				
SERVICES & SUPPLIES	0	0	442	442
OTHER CHARGES	899	0	0	0
TOTAL EXPENSES	899	0	442	442
NET COUNTY (COST)/RETURN	(899)	1	0	0

DESCRIPTION:

The Juvenile Justice and Delinquency Prevention Commission are mandated by the Welfare and Institutions Code to serve as an oversight commission to juvenile justice agencies and practices within the community.

COUNTY OF GLENN
 DETAIL OF FINANCING SOURCES AND FINANCING USES
 GOVERNMENTAL FUNDS
 FISCAL YEAR 2011-12

BUDGET UNIT **01012060 GRAND JURY**
 FUNCTION PUBLIC PROTECTION
 ACTIVITY JUDICIAL

GRAND JURY FOREMAN

DETAIL BY REVENUE CATEGORY AND EXPENDITURE OBJECT	2009-10 ACTUAL	2010-11 ACTUAL	2011-12 RECOMMENDED BUDGET	2011-12 ADOPTED BUDGET
REVENUES				
MISCELLANEOUS REVENUES	25	2,299	787	787
TOTAL REVENUES	25	2,299	787	787
EXPENSES				
SERVICES & SUPPLIES	9,859	10,411	11,200	11,200
OTHER CHARGES	577	0	0	0
TOTAL EXPENSES	10,436	10,411	11,200	11,200
NET COUNTY (COST)/RETURN	(10,411)	(8,112)	(10,413)	(10,413)

DESCRIPTION:

The Grand Jury is a judicial body comprised of nineteen citizens. It is impaneled to act as an "arm of the court", as authorized by the California Constitution, to be a voice of the people and conscience of the community.

Forty-two states have some form of grand jury. Counties in California impanel county grand juries every year to conduct civil investigations of county and city government and to hear evidence to decide whether to return indictments. The Glenn County Grand Jury performs these functions and produces a final report each year that describes its findings and recommendations to local governments.

COUNTY OF GLENN
 DETAIL OF FINANCING SOURCES AND FINANCING USES
 GOVERNMENTAL FUNDS
 FISCAL YEAR 2011-12

BUDGET UNIT **01012100 INDIGENT DEFENSE** SHERYL THUR
 FUNCTION PUBLIC PROTECTION ASSESSOR, CLERK-RECORDER
 ACTIVITY JUDICIAL

DETAIL BY REVENUE CATEGORY AND EXPENDITURE OBJECT	2009-10 ACTUAL	2010-11 ACTUAL	2011-12 RECOMMENDED BUDGET	2011-12 ADOPTED BUDGET
REVENUES				
CHARGES FOR CURRENT SERVICES	17,853	13,054	19,900	19,900
MISCELLANEOUS REVENUES	0	2,012	0	0
TOTAL REVENUES	17,853	15,066	19,900	19,900
EXPENSES				
SERVICES & SUPPLIES	362,198	376,053	392,214	392,214
OTHER CHARGES	2,771	0	98	98
TOTAL EXPENSES	364,969	376,053	392,312	392,312
NET COUNTY (COST)/RETURN	(347,117)	(360,987)	(372,412)	(372,412)

DESCRIPTION:

This budget category provides the funding for indigent criminal legal defense as set forth in Government Code §27706. This includes indigent criminal defense of minors and adults through sentencing in the Superior Court of Glenn County, as well as representation of potential or current conservatees, both probate and LPS. This also includes payment for investigators and forensic experts.

The County contracts with private attorneys to provide these services. When a conflict arises, the court appoints independent counsel and the County pays the costs pursuant to court order.

COUNTY OF GLENN
 DETAIL OF FINANCING SOURCES AND FINANCING USES
 GOVERNMENTAL FUNDS
 FISCAL YEAR 2011-12

BUDGET UNIT **01012170 FLOOD CONTROL**
 FUNCTION PUBLIC PROTECTION
 ACTIVITY FLOOD CONTROL, SOIL & WATER

JOHN LINHART
 PLANNING & PUBLIC WORKS
 AGENCY DIRECTOR

DETAIL BY REVENUE CATEGORY AND EXPENDITURE OBJECT	2009-10 ACTUAL	2010-11 ACTUAL	2011-12 RECOMMENDED BUDGET	2011-12 ADOPTED BUDGET
REVENUES				
MISCELLANEOUS REVENUES	0	40,563	0	0
TOTAL REVENUES	0	40,563	0	0
EXPENSES				
SERVICES & SUPPLIES	0	39,952	22,299	25,000
OTHER CHARGES	1,021	0	174	174
TOTAL EXPENSES	1,021	39,952	22,473	25,174
NET COUNTY (COST)/RETURN	(1,021)	611	(22,473)	(25,174)

DESCRIPTION:

The Glenn County Planning & Public Works Agency is charged with administrating flood control and stream cleaning. This budget unit will only be used when a state of emergency has been declared. All non-emergency flood control work is performed by a special district.

COUNTY OF GLENN
 DETAIL OF FINANCING SOURCES AND FINANCING USES
 GOVERNMENTAL FUNDS
 FISCAL YEAR 2011-12

BUDGET UNIT **01012180 AGRICULTURAL COMMISSIONER** JIM DONNELLY
 FUNCTION PUBLIC PROTECTION AG COMMISSIONER
 ACTIVITY PROTECTION INSPECTION

DETAIL BY REVENUE CATEGORY AND EXPENDITURE OBJECT	2009-10 ACTUAL	2010-11 ACTUAL	2011-12 RECOMMENDED BUDGET	2011-12 ADOPTED BUDGET
REVENUES				
FINES, FORFEITURES & PENALTIES	1,800	2,450	1,500	1,500
INTERGOVERNMENTAL REVENUE	652,633	634,450	597,090	597,090
CHARGES FOR CURRENT SERVICES	267,177	274,019	307,800	341,433
MISCELLANEOUS REVENUES	10,786	3,957	3,000	3,000
TOTAL REVENUES	932,396	914,876	909,390	943,023
EXPENSES				
SALARIES & BENEFITS	1,177,584	1,170,279	1,162,130	1,162,130
SERVICES & SUPPLIES	107,837	99,342	57,411	100,894
OTHER CHARGES	94,257	84,981	193,008	183,158
FIXED ASSETS	11,622	6,893	0	0
TOTAL EXPENSES	1,391,300	1,361,495	1,412,549	1,446,182
NET COUNTY (COST)/RETURN	(458,904)	(446,618)	(503,159)	(503,159)

DESCRIPTION:

The mission of the Agricultural Commissioner is to promote and protect agriculture, the environment and public health. The number one industry in Glenn County is agriculture. The promotion and protection of agriculture is accomplished through educational outreach and the following Regulatory Programs: pest detection, pest eradication, pest management, pest exclusion, pesticide use enforcement, seed certification, nursery, fruit, nuts and vegetable standardization, egg inspection, apiary inspection, statistics, certified unified program, rice straw burn program; educational programs: surface water stewardship, groundwater management, and service programs: weed management, vegetation and environmental management.

Weights and measures protect and promote the economy and commerce of Glenn County. Each year county weights and measures officials inspect and test packaged commodities and all commercially used devices. Transactions derived from the use of such devices are also inspected for accuracy. In addition to inspection activities, weights and measures officials provide education and training to the public as well as the regulated industries. Your weights and measures official is a third-party to virtually any transaction you may make.

COUNTY OF GLENN
 DETAIL OF FINANCING SOURCES AND FINANCING USES
 GOVERNMENTAL FUNDS
 FISCAL YEAR 2011-12

BUDGET UNIT **01012183 AG GIS PROGRAM** JIM DONNELLY
 FUNCTION PUBLIC PROTECTION AG COMMISSIONER
 ACTIVITY PROTECTION INSPECTION

DETAIL BY REVENUE CATEGORY AND EXPENDITURE OBJECT	2009-10 ACTUAL	2010-11 ACTUAL	2011-12 RECOMMENDED BUDGET	2011-12 ADOPTED BUDGET
REVENUES				
INTERGOVERNMENTAL REVENUE	341,793	0	0	0
TOTAL REVENUES	341,793	0	0	0
EXPENSES				
SERVICES & SUPPLIES	341,793	0	0	0
TOTAL EXPENSES	341,793	0	0	0
NET COUNTY (COST)/RETURN	0	0	0	0

DESCRIPTION:

The Ag GIS program is funded through the Department of Pesticide Regulation and the California Agricultural Commissioners and Sealers Association for the development, facilitation and statewide support of the Ag GIS restricted materials permit program.

COUNTY OF GLENN
 DETAIL OF FINANCING SOURCES AND FINANCING USES
 GOVERNMENTAL FUNDS
 FISCAL YEAR 2011-12

BUDGET UNIT **01012200 BUILDING INSPECTOR** JOHN LINHART
 FUNCTION PUBLIC PROTECTION PLANNING & PUBLIC WORKS
 ACTIVITY PROTECTION INSPECTION AGENCY DIRECTOR

DETAIL BY REVENUE CATEGORY AND EXPENDITURE OBJECT	2009-10 ACTUAL	2010-11 ACTUAL	2011-12 RECOMMENDED BUDGET	2011-12 ADOPTED BUDGET
REVENUES				
LICENSES & PERMITS	281,162	242,062	312,760	312,760
CHARGES FOR CURRENT SERVICES	29,017	36,830	9,919	9,919
MISCELLANEOUS REVENUES	194	4	8,620	11,198
TOTAL REVENUES	310,373	278,895	331,299	333,877
EXPENSES				
SALARIES & BENEFITS	219,121	164,527	181,916	117,426
SERVICES & SUPPLIES	250,473	49,356	44,609	40,078
OTHER CHARGES	23,576	72,670	69,275	65,000
TOTAL EXPENSES	493,169	286,553	295,800	222,504
NET COUNTY (COST)/RETURN	(182,796)	(7,658)	35,499	111,373

DESCRIPTION:

The building codes are mandated by California legislation and accepted by the general public as a method of ensuring fundamental safety and welfare of the community. The department enforces all building codes, responds to citizen inquiries, monitors violations and hazardous conditions, provides plan-checking services, issues building permits and provides inspection services on all phases of construction. The department provides staff support and works jointly with other County departments on matters of code compliance.

COUNTY OF GLENN
 DETAIL OF FINANCING SOURCES AND FINANCING USES
 GOVERNMENTAL FUNDS
 FISCAL YEAR 2011-12

BUDGET UNIT **01012220 RECORDER** SHERYL THUR
 FUNCTION PUBLIC PROTECTION ASSESSOR, CLERK-RECORDER
 ACTIVITY OTHER PROTECTION

DETAIL BY REVENUE CATEGORY AND EXPENDITURE OBJECT	2009-10 ACTUAL	2010-11 ACTUAL	2011-12 RECOMMENDED BUDGET	2011-12 ADOPTED BUDGET
REVENUES				
TAXES	68,786	98,460	64,000	64,000
LICENSES & PERMITS	3,522	3,803	3,600	3,600
CHARGES FOR CURRENT SERVICES	94,880	107,743	99,000	99,000
MISCELLANEOUS REVENUES	398	105	400	400
OTHER FINANCING SOURCES	31,526	31,494	31,500	31,500
TOTAL REVENUES	199,111	241,605	198,500	198,500
EXPENSES				
SALARIES & BENEFITS	375,556	330,677	342,933	315,376
SERVICES & SUPPLIES	29,755	32,860	14,059	43,704
OTHER CHARGES	80,811	61,655	58,979	52,352
TOTAL EXPENSES	486,122	425,192	415,971	411,432
NET COUNTY (COST)/RETURN	(287,010)	(183,587)	(217,471)	(212,932)

DESCRIPTION:

The principal duty of this office is to record, file and preserve documents. Additional duties include the issuance of marriage licenses, fictitious business name statements, passports, and notary bonds. The Recorder is also the Local Registrar for births, deaths and marriages. The types of revenue received include but are not limited to marriage license fees, recording fees, recorder modernization fees, and property transfer tax.

COUNTY OF GLENN
 DETAIL OF FINANCING SOURCES AND FINANCING USES
 GOVERNMENTAL FUNDS
 FISCAL YEAR 2011-12

BUDGET UNIT **01012230 CORONER**
 FUNCTION PUBLIC PROTECTION
 ACTIVITY OTHER PROTECTION

LARRY JONES
 SHERIFF-CORONER

DETAIL BY REVENUE CATEGORY AND EXPENDITURE OBJECT	2009-10 ACTUAL	2010-11 ACTUAL	2011-12 RECOMMENDED BUDGET	2011-12 ADOPTED BUDGET
REVENUES				
INTERGOVERNMENTAL REVENUE	4,600	0	0	0
MISCELLANEOUS REVENUES	849	0	0	0
TOTAL REVENUES	5,449	0	0	0
EXPENSES				
SERVICES & SUPPLIES	69,203	54,653	52,325	52,325
OTHER CHARGES	0	196	170	170
TOTAL EXPENSES	69,203	54,849	52,495	52,495
NET COUNTY (COST)/RETURN	(63,754)	(54,849)	(52,495)	(52,495)

DESCRIPTION:

The Sheriff-Coroner is responsible for investigating certain types of deaths as set by law. The Coroner's budget is caseload driven and it is always possible that the Sheriff will need to return to the Board of Supervisors with a request for additional funding.

COUNTY OF GLENN
 DETAIL OF FINANCING SOURCES AND FINANCING USES
 GOVERNMENTAL FUNDS
 FISCAL YEAR 2011-12

BUDGET UNIT **01012240 PUBLIC ADMINISTRATOR/GUARDIAN** JEANNE RAKESTRAW
 FUNCTION PUBLIC PROTECTION PUBLIC GUARDIAN/
 ACTIVITY OTHER PROTECTION PUBLIC ADMINISTRATOR

DETAIL BY REVENUE CATEGORY AND EXPENDITURE OBJECT	2009-10 ACTUAL	2010-11 ACTUAL	2011-12 RECOMMENDED BUDGET	2011-12 ADOPTED BUDGET
REVENUES				
CHARGES FOR CURRENT SERVICES	126,259	117,814	90,950	120,950
MISCELLANEOUS REVENUES	55	0	6,667	6,667
TOTAL REVENUES	126,314	117,814	97,617	127,617
EXPENSES				
SALARIES & BENEFITS	170,940	186,243	166,308	166,308
SERVICES & SUPPLIES	8,789	9,842	3,624	3,624
OTHER CHARGES	32,735	9,563	0	0
TOTAL EXPENSES	212,464	205,648	169,932	169,932
NET COUNTY (COST)/RETURN	(86,150)	(87,834)	(72,315)	(42,315)

DESCRIPTION:

The ongoing mission and function of the Public Administrator is to take charge of property within Glenn County of persons who have died, when no executor or administrator has been appointed. The Public Guardian serves as Conservator, after appointment by the Court, of persons who require a conservator and for whom there is no person qualified and willing to act in such capacity.

The primary goal is to provide the best possible care to conservatees and their estates at the least cost to the County being as conservative as possible regarding conservatorship caseloads. The department continues to maximize revenues to the County through collection of fees and reimbursement for services from the State of California and Glenn County Mental Health Services.

COUNTY OF GLENN
 DETAIL OF FINANCING SOURCES AND FINANCING USES
 GOVERNMENTAL FUNDS
 FISCAL YEAR 2011-12

BUDGET UNIT **01012260 EMERGENCY SERVICES** LARRY JONES
 FUNCTION PUBLIC PROTECTION SHERIFF-CORONER
 ACTIVITY OTHER PROTECTION

DETAIL BY REVENUE CATEGORY AND EXPENDITURE OBJECT	2009-10 ACTUAL	2010-11 ACTUAL	2011-12 RECOMMENDED BUDGET	2011-12 ADOPTED BUDGET
REVENUES				
MISCELLANEOUS REVENUES	1,690	1,832	0	0
TOTAL REVENUES	1,690	1,832	0	0
NET COUNTY (COST)/RETURN	1,690	1,832	0	0

DESCRIPTION:

This is a State funded program, the Emergency Management Performance Grant Program, whose mission is to provide support to integrate hazard identification, risk assessment, risk management and prevention, develop and maintain a plan to prepare for, mitigate, respond to and recover from emergencies through utilization of the NIMMS/SEMS system. The main thrust of this program is to assist in the development of a plan and the coordination of this plan between jurisdictions and special districts. This activity was moved to a separate OES EMPG grant in fiscal year 2008-09.

COUNTY OF GLENN
 DETAIL OF FINANCING SOURCES AND FINANCING USES
 GOVERNMENTAL FUNDS
 FISCAL YEAR 2011-12

BUDGET UNIT **01012280 PLANNING**
 FUNCTION PUBLIC PROTECTION
 ACTIVITY OTHER PROTECTION

JOHN LINHART
 PLANNING & PUBLIC WORKS
 AGENCY DIRECTOR

DETAIL BY REVENUE CATEGORY AND EXPENDITURE OBJECT	2009-10 ACTUAL	2010-11 ACTUAL	2011-12 RECOMMENDED BUDGET	2011-12 ADOPTED BUDGET
REVENUES				
LICENSES & PERMITS	107,670	95,140	92,390	92,390
INTERGOVERNMENTAL REVENUE	1,747	0	1,816	1,816
CHARGES FOR CURRENT SERVICES	168,532	85,773	152,653	152,653
MISCELLANEOUS REVENUES	304	103	50,433	52,900
TOTAL REVENUES	278,253	181,016	297,292	299,759
EXPENSES				
SALARIES & BENEFITS	398,857	219,394	243,826	243,826
SERVICES & SUPPLIES	117,014	41,093	47,054	62,102
OTHER CHARGES	98,864	97,251	33,714	33,714
TOTAL EXPENSES	614,734	357,738	324,594	339,642
NET COUNTY (COST)/RETURN	(336,481)	(176,722)	(27,302)	(39,883)

DESCRIPTION:

The Planning Division has the responsibility to implement the County General Plan and Zoning Code adopted by the Board of Supervisors to benefit the citizens of Glenn County. The Planning Division provides review of all building permit applications and processing for various types of development permits including Conditional Use Permits, Administrative Permits and Tentative Parcel Maps. This department is responsible to make sure that permits meet the requirements of the California Environmental Quality Act (CEQA).

Planning is responsible for maintenance of the Emergency 911 house numbering system. The department provides staff support for the Planning Commission, the Airport Land Use Commission, the Regional Transit Committee and the Local Agency Foundation Commission (LAFCo). The Planning Division provides information on planning and zoning to landowners, realtors, appraisers and developers. They also maintain the Geographic Information System (GIS) for the County and work with other County departments to provide for code enforcement and mitigation monitoring services.

COUNTY OF GLENN
 DETAIL OF FINANCING SOURCES AND FINANCING USES
 GOVERNMENTAL FUNDS
 FISCAL YEAR 2011-12

BUDGET UNIT **01012290 ANIMAL CONTROL**
 FUNCTION PUBLIC PROTECTION
 ACTIVITY OTHER PROTECTION

LARRY JONES
 SHERIFF-CORONER

DETAIL BY REVENUE CATEGORY AND EXPENDITURE OBJECT	2009-10 ACTUAL	2010-11 ACTUAL	2011-12 RECOMMENDED BUDGET	2011-12 ADOPTED BUDGET
REVENUES				
LICENSES & PERMITS	70,056	57,696	75,674	75,674
CHARGES FOR CURRENT SERVICES	124,783	118,264	131,000	131,000
MISCELLANEOUS REVENUES	269	65	0	0
TOTAL REVENUES	195,108	176,025	206,674	206,674
EXPENSES				
SALARIES & BENEFITS	297,426	226,075	258,927	194,805
SERVICES & SUPPLIES	99,291	83,668	87,023	104,083
OTHER CHARGES	26,304	13,689	15,155	11,994
TOTAL EXPENSES	423,022	323,431	361,105	310,882
NET COUNTY (COST)/RETURN	(227,913)	(147,406)	(154,431)	(104,208)

DESCRIPTION:

Under the direction of the Sheriff's Department the Glenn County Animal Control division is responsible for protecting citizens from zoonotic diseases (primarily rabies) and providing security to citizens from annoyance, intimidation, irritation and injury from animals. The department protects animals from inhumane treatment. The department controls loose livestock on public roads and private property, provides the sale and issuance of licenses to ensure rabies control and makes referral to appropriate agencies when necessary.

COUNTY OF GLENN
 DETAIL OF FINANCING SOURCES AND FINANCING USES
 GOVERNMENTAL FUNDS
 FISCAL YEAR 2011-12

BUDGET UNIT **01012295 CDBG PUBLIC WORKS 9760**
 FUNCTION PUBLIC PROTECTION
 ACTIVITY OTHER PROTECTION

JOHN LINHART
 PLANNING & PUBLIC WORKS
 AGENCY DIRECTOR

DETAIL BY REVENUE CATEGORY AND EXPENDITURE OBJECT	2009-10 ACTUAL	2010-11 ACTUAL	2011-12 RECOMMENDED BUDGET	2011-12 ADOPTED BUDGET
REVENUES				
INTERGOVERNMENTAL REVENUE	53,091	530,026	750,000	750,000
TOTAL REVENUES	53,091	530,026	750,000	750,000
EXPENSES				
SERVICES & SUPPLIES	53,091	530,026	750,000	750,000
TOTAL EXPENSES	53,091	530,026	750,000	750,000
 NET COUNTY (COST)/RETURN	 0	 0	 0	 0

DESCRIPTION:

This multi-year grant utilizes a combination of State & Local funding to remove potential hazardous conditions in Hamilton City by placing storm drain curbs and gutters to connect to the underground storm drain system. The potential hazardous condition is in the form of standing storm drain water in the residential areas of Hamilton City which becomes a breeding ground for insects such as mosquitoes that carry various viruses. Installation of curbs and gutters will allow for storm drain water to properly flow into existing underground pipelines.

COUNTY OF GLENN
 DETAIL OF FINANCING SOURCES AND FINANCING USES
 GOVERNMENTAL FUNDS
 FISCAL YEAR 2011-12

BUDGET UNIT **01041005 CASH TRANSFERS**
 FUNCTION PUBLIC PROTECTION
 ACTIVITY OTHER PROTECTION

BOARD OF SUPERVISORS

DETAIL BY REVENUE CATEGORY AND EXPENDITURE OBJECT	2009-10 ACTUAL	2010-11 ACTUAL	2011-12 RECOMMENDED BUDGET	2011-12 ADOPTED BUDGET
REVENUES				
INTERGOVERNMENTAL REVENUE	1,353,754	1,406,545	1,350,000	1,350,000
OTHER FINANCING SOURCES	7,879,365	7,109,660	7,648,882	8,276,635
TOTAL REVENUES	9,233,119	8,516,205	8,998,882	9,626,635
NET COUNTY (COST)/RETURN	9,233,119	8,516,205	8,998,882	9,626,635

DESCRIPTION:

This budget unit receives the General Fund subsidy needed to balance the budget for Public Safety Departments.

COUNTY OF GLENN
 DETAIL OF FINANCING SOURCES AND FINANCING USES
 GOVERNMENTAL FUNDS
 FISCAL YEAR 2011-12

BUDGET UNIT **01041201 SHERIFF/PROBATION COMPUTER** LARRY JONES
 FUNCTION PUBLIC PROTECTION SHERIFF-CORONER
 ACTIVITY POLICE PROTECTION

DETAIL BY REVENUE CATEGORY AND EXPENDITURE OBJECT	2009-10 ACTUAL	2010-11 ACTUAL	2011-12 RECOMMENDED BUDGET	2011-12 ADOPTED BUDGET
REVENUES				
INTERGOVERNMENTAL REVENUE	9,112	26,769	10,787	10,787
CHARGES FOR CURRENT SERVICES	0	0	8,000	8,000
OTHER FINANCING SOURCES	24,000	24,000	24,000	24,000
TOTAL REVENUES	33,112	50,769	42,787	42,787
EXPENSES				
SERVICES & SUPPLIES	54,238	55,137	71,500	71,500
FIXED ASSETS	0	6,538	7,000	7,000
TOTAL EXPENSES	54,238	61,675	78,500	78,500
NET COUNTY (COST)/RETURN	(21,126)	(10,906)	(35,713)	(35,713)

DESCRIPTION:

This budget unit is for the maintenance and upgrading of the complex, shared data system serving all departments falling under the umbrella of the Sheriff's Office and the County Probation Office. The system provides for automated records for, among other things, field operations, major crimes, coroner investigations, jail functions and bookings, dispatch, civil, Office of emergency Services and Homeland Security, juvenile hall bookings, time keeping, probations case histories and probation reports, accounts payable/receivable and budgetary records, and administrative functions. This system is a vital tool ensuring all arms of the criminal justice agencies have access to needed information ensuring the safety of citizens and officers alike. Special vehicle license registration funds are deposited here for the development of an automated fingerprint identification system.

COUNTY OF GLENN
 DETAIL OF FINANCING SOURCES AND FINANCING USES
 GOVERNMENTAL FUNDS
 FISCAL YEAR 2011-12

BUDGET UNIT **01042090 DISTRICT ATTORNEY/PROSECUTION** ROBERT MALONEY
 FUNCTION PUBLIC PROTECTION DISTRICT ATTORNEY
 ACTIVITY JUDICIAL

DETAIL BY REVENUE CATEGORY AND EXPENDITURE OBJECT	2009-10 ACTUAL	2010-11 ACTUAL	2011-12 RECOMMENDED BUDGET	2011-12 ADOPTED BUDGET
REVENUES				
FINES, FORFEITURES & PENALTIES	638	0	0	0
CHARGES FOR CURRENT SERVICES	10,230	5,833	0	0
MISCELLANEOUS REVENUES	2,133	1,417	0	0
OTHER FINANCING SOURCES	45,490	0	0	0
TOTAL REVENUES	58,491	7,251	0	0
EXPENSES				
SALARIES & BENEFITS	947,423	704,047	486,840	486,840
SERVICES & SUPPLIES	45,759	48,865	329,258	337,072
OTHER CHARGES	68,859	52,454	55,702	47,888
TOTAL EXPENSES	1,062,040	805,366	871,800	871,800
NET COUNTY (COST)/RETURN	(1,003,550)	(798,115)	(871,800)	(871,800)

DESCRIPTION:

The District Attorney is the County's public prosecutor. This official institutes proceedings before magistrates for the arrest of persons charged with a public offense. The District Attorney may also sponsor, supervise or participate in projects designed to improve the administration of justice. The workload of this office consists of felonies and misdemeanors.

COUNTY OF GLENN
 DETAIL OF FINANCING SOURCES AND FINANCING USES
 GOVERNMENTAL FUNDS
 FISCAL YEAR 2011-12

BUDGET UNIT **01042110 SHERIFF**
 FUNCTION PUBLIC PROTECTION
 ACTIVITY POLICE PROTECTION

LARRY JONES
 SHERIFF-CORONER

DETAIL BY REVENUE CATEGORY AND EXPENDITURE OBJECT	2009-10 ACTUAL	2010-11 ACTUAL	2011-12 RECOMMENDED BUDGET	2011-12 ADOPTED BUDGET
REVENUES				
LICENSES & PERMITS	2,468	2,544	3,100	3,100
FINES, FORFEITURES & PENALTIES	381	64	400	400
INTERGOVERNMENTAL REVENUE	40,792	9,655	48,500	48,500
CHARGES FOR CURRENT SERVICES	17,767	77,310	90,833	96,033
MISCELLANEOUS REVENUES	43,604	24,174	24,327	24,327
OTHER FINANCING SOURCES	496,191	520,328	583,871	630,251
SPECIAL ITEMS	34,162	0	46,000	46,000
TOTAL REVENUES	635,365	634,075	797,031	848,611
EXPENSES				
SALARIES & BENEFITS	2,651,652	2,537,895	2,630,866	2,557,543
SERVICES & SUPPLIES	388,917	357,947	196,608	395,481
OTHER CHARGES	404,969	188,701	130,415	111,944
TOTAL EXPENSES	3,445,538	3,084,543	2,957,889	3,064,968
NET COUNTY (COST)/RETURN	(2,810,173)	(2,450,468)	(2,160,858)	(2,216,357)

DESCRIPTION:

The Sheriff's budget provides police protection for all citizens of Glenn County. While its primary function is to respond to calls for service and the investigation of crime in the unincorporated area of the County, the Sheriff must and does respond to requests for assistance from all other law enforcement agencies within the County.

An effective law enforcement agency not only has a direct effect on the citizens residing within its jurisdiction, but also affects the economic base of the area. Without an acceptable crime rate, economic development and growth cannot be expected. Movement of businesses and families into an area certainly cannot be a given, if there is not adequate police protection.

Some of the divergent functions of the Sheriff's Department have been given their own budgets although the main administrative and operational functions of law enforcement for the County fall under Sheriff's budget unit.

COUNTY OF GLENN
 DETAIL OF FINANCING SOURCES AND FINANCING USES
 GOVERNMENTAL FUNDS
 FISCAL YEAR 2011-12

BUDGET UNIT **01042113 SHERIFF'S DISPATCH**
 FUNCTION PUBLIC PROTECTION
 ACTIVITY POLICE PROTECTION

LARRY JONES
 SHERIFF-CORONER

DETAIL BY REVENUE CATEGORY AND EXPENDITURE OBJECT	2009-10 ACTUAL	2010-11 ACTUAL	2011-12 RECOMMENDED BUDGET	2011-12 ADOPTED BUDGET
REVENUES				
INTERGOVERNMENTAL REVENUE	806	784	9,000	13,000
CHARGES FOR CURRENT SERVICES	178,178	190,191	193,160	187,160
MISCELLANEOUS REVENUES	209	0	0	0
OTHER FINANCING SOURCES	0	0	0	6,000
TOTAL REVENUES	179,193	190,975	202,160	206,160
EXPENSES				
SALARIES & BENEFITS	510,376	495,534	500,413	421,774
SERVICES & SUPPLIES	19,464	8,389	1,990	33,825
OTHER CHARGES	37,117	30,401	12,729	11,254
TOTAL EXPENSES	566,956	534,324	515,132	466,853
NET COUNTY (COST)/RETURN	(387,763)	(343,348)	(312,972)	(260,693)

DESCRIPTION:

The Sheriff's Dispatch unit serves as the only 24/7 law enforcement dispatching service for the entire county. Emergency Dispatchers receive thousands of emergency and non-emergency calls for service from citizens in the unincorporated county and both incorporated cities. It is the sole full time Public Service Answering Point, the point where Emergency Enhanced 9-1-1 calls are received, for Glenn County. In addition to dispatching duties it is the countywide warrant repository, managing over 5,000 active warrants. It also is the main switch to the State Department of Justice which allows criminal justice agencies access to state criminal justice systems. The Emergency Communications Center prides itself on providing a safety net for citizens and officers alike and endeavors to serve the public in all aspects of public safety. All E9-1-1 calls for law enforcement as well as Emergency Services, medical, and fire services are properly routed through the Center. The countywide reverse 9-1-1 system is housed within the center for 24-hour deployment if needed. In an emergency the Center has the ability to assume fire department dispatching and assistance. After hours call taking is provided for allied county and state agencies.

COUNTY OF GLENN
 DETAIL OF FINANCING SOURCES AND FINANCING USES
 GOVERNMENTAL FUNDS
 FISCAL YEAR 2011-12

BUDGET UNIT **01042114 SPECIAL INVESTIGATIONS GLINTF** LARRY JONES
 FUNCTION PUBLIC PROTECTION SHERIFF-CORONER
 ACTIVITY POLICE PROTECTION

DETAIL BY REVENUE CATEGORY AND EXPENDITURE OBJECT	2009-10 ACTUAL	2010-11 ACTUAL	2011-12 RECOMMENDED BUDGET	2011-12 ADOPTED BUDGET
REVENUES				
INTERGOVERNMENTAL REVENUE	153,789	140,015	131,439	131,439
MISCELLANEOUS REVENUES	76	0	0	0
TOTAL REVENUES	153,865	140,015	131,439	131,439
EXPENSES				
SALARIES & BENEFITS	236,355	228,777	244,764	244,764
TOTAL EXPENSES	236,355	228,777	244,764	244,764
NET COUNTY (COST)/RETURN	(82,489)	(88,762)	(113,325)	(113,325)

DESCRIPTION:

The Special Investigations GLINTF budget represents a State grant that provides funding for officers working within multi-jurisdictional anti-drug enforcement agencies.

COUNTY OF GLENN
 DETAIL OF FINANCING SOURCES AND FINANCING USES
 GOVERNMENTAL FUNDS
 FISCAL YEAR 2011-12

BUDGET UNIT **01042115 COPS UNIVERSAL HIRING** LARRY JONES
 FUNCTION PUBLIC PROTECTION SHERIFF-CORONER
 ACTIVITY POLICE PROTECTION

DETAIL BY REVENUE CATEGORY AND EXPENDITURE OBJECT	2009-10 ACTUAL	2010-11 ACTUAL	2011-12 RECOMMENDED BUDGET	2011-12 ADOPTED BUDGET
REVENUES				
MISCELLANEOUS REVENUES	115	17,647	0	8,000
TOTAL REVENUES	115	17,647	0	8,000
EXPENSES				
SALARIES & BENEFITS	281,213	287,282	298,334	298,334
TOTAL EXPENSES	281,213	287,282	298,334	298,334
NET COUNTY (COST)/RETURN	(281,098)	(269,635)	(298,334)	(290,334)

DESCRIPTION:

This grant allows for the formation of the Community Policing Team based in Hamilton City.

COUNTY OF GLENN
 DETAIL OF FINANCING SOURCES AND FINANCING USES
 GOVERNMENTAL FUNDS
 FISCAL YEAR 2011-12

BUDGET UNIT **01042116 COPS IN SCHOOLS** LARRY JONES
 FUNCTION PUBLIC PROTECTION SHERIFF-CORONER
 ACTIVITY POLICE PROTECTION

DETAIL BY REVENUE CATEGORY AND EXPENDITURE OBJECT	2009-10 ACTUAL	2010-11 ACTUAL	2011-12 RECOMMENDED BUDGET	2011-12 ADOPTED BUDGET
REVENUES				
CHARGES FOR CURRENT SERVICES	20,000	0	0	0
MISCELLANEOUS REVENUES	12,953	0	0	0
TOTAL REVENUES	32,953	0	0	0
EXPENSES				
SALARIES & BENEFITS	103,395	101,026	108,347	108,347
TOTAL EXPENSES	103,395	101,026	108,347	108,347
NET COUNTY (COST)/RETURN	(70,442)	(101,026)	(108,347)	(108,347)

DESCRIPTION:

The COPS in Schools program provides funding for a front-line peace officer position for school campuses. This valuable program has provided much needed services to the school system.

COUNTY OF GLENN
 DETAIL OF FINANCING SOURCES AND FINANCING USES
 GOVERNMENTAL FUNDS
 FISCAL YEAR 2011-12

BUDGET UNIT **01042120 SHERIFF CAL-MMET**
 FUNCTION PUBLIC PROTECTION
 ACTIVITY POLICE PROTECTION

LARRY JONES
 SHERIFF-CORONER

DETAIL BY REVENUE CATEGORY AND EXPENDITURE OBJECT	2009-10 ACTUAL	2010-11 ACTUAL	2011-12 RECOMMENDED BUDGET	2011-12 ADOPTED BUDGET
REVENUES				
INTERGOVERNMENTAL REVENUE	21,980	586	38,000	38,000
TOTAL REVENUES	21,980	586	38,000	38,000
EXPENSES				
SERVICES & SUPPLIES	1,045	586	8,000	8,000
SPECIAL ITEMS	20,935	0	30,000	30,000
TOTAL EXPENSES	21,980	586	38,000	38,000
 NET COUNTY (COST)/RETURN	 0	 0	 0	 0

DESCRIPTION:

The Cal-MMET grant provides funding for officers working in the North State Initiative grant.

COUNTY OF GLENN
 DETAIL OF FINANCING SOURCES AND FINANCING USES
 GOVERNMENTAL FUNDS
 FISCAL YEAR 2011-12

BUDGET UNIT **01042121 SHERIFF SAFE GRANT** LARRY JONES
 FUNCTION PUBLIC PROTECTION SHERIFF-CORONER
 ACTIVITY POLICE PROTECTION

DETAIL BY REVENUE CATEGORY AND EXPENDITURE OBJECT	2009-10 ACTUAL	2010-11 ACTUAL	2011-12 RECOMMENDED BUDGET	2011-12 ADOPTED BUDGET
REVENUES				
INTERGOVERNMENTAL REVENUE	20,966	4,305	29,600	29,600
TOTAL REVENUES	20,966	4,305	29,600	29,600
EXPENSES				
SERVICES & SUPPLIES	7,738	4,305	13,600	13,600
SPECIAL ITEMS	13,227	0	16,000	16,000
TOTAL EXPENSES	20,966	4,305	29,600	29,600
 NET COUNTY (COST)/RETURN	 0	 0	 0	 0

DESCRIPTION:

The Sheriff SAFE grant is a State grant that provides funding for officer salaries while working under the Region III Sexual Assault Felony Enforcement Team. The grant assists in tracking sex registrant compliance, provides sexual assault victims assistance, and provides tools to parents to prevent children being taken advantage of by sexual predators.

COUNTY OF GLENN
 DETAIL OF FINANCING SOURCES AND FINANCING USES
 GOVERNMENTAL FUNDS
 FISCAL YEAR 2011-12

BUDGET UNIT **01042122 OES EMPG GRANT**
 FUNCTION PUBLIC PROTECTION
 ACTIVITY POLICE PROTECTION

LARRY JONES
 SHERIFF-CORONER

DETAIL BY REVENUE CATEGORY AND EXPENDITURE OBJECT	2009-10 ACTUAL	2010-11 ACTUAL	2011-12 RECOMMENDED BUDGET	2011-12 ADOPTED BUDGET
REVENUES				
INTERGOVERNMENTAL REVENUE	104,944	120,139	83,871	130,251
TOTAL REVENUES	104,944	120,139	83,871	130,251
EXPENSES				
SERVICES & SUPPLIES	0	6,510	0	0
OTHER CHARGES	0	0	300	300
OTHER FINANCING USES	83,871	113,629	83,871	130,251
TOTAL EXPENSES	83,871	120,139	84,171	130,551
NET COUNTY (COST)/RETURN	21,073	0	(300)	(300)

DESCRIPTION:

This is a State funded program, the Emergency Management Performance Grant Program, whose mission is to provide support to integrate hazard identification, risk assessment, risk management and prevention, develop and maintain a plan to prepare for, mitigate, respond to and recover from emergencies through utilization of the NIMMS/SEMS system. The main thrust of this program is to assist in the development of a plan and the coordination of this plan between jurisdictions and special districts. This activity was moved from the General Fund Emergency Services department to a separate OES EMPG grant beginning with fiscal year 2008-09.

COUNTY OF GLENN
 DETAIL OF FINANCING SOURCES AND FINANCING USES
 GOVERNMENTAL FUNDS
 FISCAL YEAR 2011-12

BUDGET UNIT **01042125 ADA ENFORCEMENT TEAM RECOVERY** LARRY JONES
 FUNCTION PUBLIC PROTECTION SHERIFF-CORONER
 ACTIVITY POLICE PROTECTION

DETAIL BY REVENUE CATEGORY AND EXPENDITURE OBJECT	2009-10 ACTUAL	2010-11 ACTUAL	2011-12 RECOMMENDED BUDGET	2011-12 ADOPTED BUDGET
REVENUES				
INTERGOVERNMENTAL REVENUE	15,566	161,019	254,665	254,665
TOTAL REVENUES	15,566	161,019	254,665	254,665
EXPENSES				
SALARIES & BENEFITS	14,619	138,546	163,485	163,485
SERVICES & SUPPLIES	947	29,783	44,954	44,954
TOTAL EXPENSES	15,567	168,329	208,439	208,439
NET COUNTY (COST)/RETURN	(1)	(7,310)	46,226	46,226

DESCRIPTION:

The ADA Enforcement Team Recovery budget unit provides for more vigorous anti-drug enforcement by proactively gathering intelligence surrounding gangs and their drug sub-culture. Multi-jurisdictional agencies participate in controlling drug activities by eradicating and prosecuting marijuana growing and trafficking.

COUNTY OF GLENN
 DETAIL OF FINANCING SOURCES AND FINANCING USES
 GOVERNMENTAL FUNDS
 FISCAL YEAR 2011-12

BUDGET UNIT **01042130 HOMELAND SECURITY GRANT 2010** LARRY JONES
 FUNCTION PUBLIC PROTECTION SHERIFF-CORONER
 ACTIVITY POLICE PROTECTION

DETAIL BY REVENUE CATEGORY AND EXPENDITURE OBJECT	2009-10 ACTUAL	2010-11 ACTUAL	2011-12 RECOMMENDED BUDGET	2011-12 ADOPTED BUDGET
REVENUES				
INTERGOVERNMENTAL REVENUE	0	0	157,998	157,998
TOTAL REVENUES	0	0	157,998	157,998
EXPENSES				
SERVICES & SUPPLIES	0	0	39,998	39,998
FIXED ASSETS	0	0	118,000	118,000
TOTAL EXPENSES	0	0	157,998	157,998
NET COUNTY (COST)/RETURN	0	0	0	0

DESCRIPTION:

California Emergency Management Agency with funding from FEMA sub-grants the local emergency operational areas with moneys to purchase equipment and provide training to establish and enhance response to HAZ MAT, CBRNE or other catastrophic events. Purchase of a fully equipped explosive device/arson investigation response trailer for fire/law enforcement and advanced training related events and portable and mobile radios to enhance interoperability with surrounding agencies are made on a reimbursement basis from this budget.

COUNTY OF GLENN
 DETAIL OF FINANCING SOURCES AND FINANCING USES
 GOVERNMENTAL FUNDS
 FISCAL YEAR 2011-12

BUDGET UNIT **01042132 HOMELAND SECURITY GRANT 2007** LARRY JONES
 FUNCTION PUBLIC PROTECTION SHERIFF-CORONER
 ACTIVITY POLICE PROTECTION

DETAIL BY REVENUE CATEGORY AND EXPENDITURE OBJECT	2009-10 ACTUAL	2010-11 ACTUAL	2011-12 RECOMMENDED BUDGET	2011-12 ADOPTED BUDGET
REVENUES				
INTERGOVERNMENTAL REVENUE	103,289	0	0	0
TOTAL REVENUES	103,289	0	0	0
EXPENSES				
SERVICES & SUPPLIES	103,289	0	0	0
TOTAL EXPENSES	103,289	0	0	0
NET COUNTY (COST)/RETURN	0	0	0	0

DESCRIPTION:

California Emergency Management Agency with funding from FEMA sub-grants the local emergency operational areas with moneys to purchase equipment and provide training to establish and enhance response to HAZ MAT, CBRNE or other catastrophic events. Purchase of a fully equipped explosive device/arson investigation response trailer for fire/law enforcement and advanced training related events and portable and mobile radios to enhance interoperability with surrounding agencies are made on a reimbursement basis from this budget.

COUNTY OF GLENN
 DETAIL OF FINANCING SOURCES AND FINANCING USES
 GOVERNMENTAL FUNDS
 FISCAL YEAR 2011-12

BUDGET UNIT **01042133 HOMELAND SECURITY GRANT 2008** LARRY JONES
 FUNCTION PUBLIC PROTECTION SHERIFF-CORONER
 ACTIVITY POLICE PROTECTION

DETAIL BY REVENUE CATEGORY AND EXPENDITURE OBJECT	2009-10 ACTUAL	2010-11 ACTUAL	2011-12 RECOMMENDED BUDGET	2011-12 ADOPTED BUDGET
REVENUES				
INTERGOVERNMENTAL REVENUE	9,187	150,681	0	0
TOTAL REVENUES	9,187	150,681	0	0
EXPENSES				
SERVICES & SUPPLIES	9,187	52,807	0	0
FIXED ASSETS	0	97,874	0	0
TOTAL EXPENSES	9,187	150,681	0	0
NET COUNTY (COST)/RETURN	0	0	0	0

DESCRIPTION:

California Emergency Management Agency with funding from FEMA sub-grants the local emergency operational areas with moneys to purchase equipment and provide training to establish and enhance response to HAZ MAT, CBRNE or other catastrophic events. Purchase of equipment to upgrade radio repeater sites, gear and training for Critical Incident Response Team for open water rescue and confined space rescue and portable evacuation and shelter kennels to ensure animal health during emergency responses and recoveries are made on a reimbursement basis from this budget.

COUNTY OF GLENN
 DETAIL OF FINANCING SOURCES AND FINANCING USES
 GOVERNMENTAL FUNDS
 FISCAL YEAR 2011-12

BUDGET UNIT **01042134 HOMELAND SECURITY GRANT 2009** LARRY JONES
 FUNCTION PUBLIC PROTECTION SHERIFF-CORONER
 ACTIVITY POLICE PROTECTION

DETAIL BY REVENUE CATEGORY AND EXPENDITURE OBJECT	2009-10 ACTUAL	2010-11 ACTUAL	2011-12 RECOMMENDED BUDGET	2011-12 ADOPTED BUDGET
REVENUES				
INTERGOVERNMENTAL REVENUE	0	0	157,349	157,349
TOTAL REVENUES	0	0	157,349	157,349
EXPENSES				
SERVICES & SUPPLIES	0	0	101,458	101,458
FIXED ASSETS	0	0	55,891	55,891
TOTAL EXPENSES	0	0	157,349	157,349
NET COUNTY (COST)/RETURN	0	0	0	0

DESCRIPTION:

California Emergency Management Agency with funding from FEMA sub-grants the local emergency operational areas with moneys to purchase equipment and provide training to establish and enhance response to HAZ MAT, CBRNE or other catastrophic events. Purchase of equipment to upgrade radio repeater sites, gear and training for Critical Incident Response Team for open water rescue and confined space rescue and portable evacuation and shelter kennels to ensure animal health during emergency responses and recoveries are made on a reimbursement basis from this budget.

COUNTY OF GLENN
 DETAIL OF FINANCING SOURCES AND FINANCING USES
 GOVERNMENTAL FUNDS
 FISCAL YEAR 2011-12

BUDGET UNIT **01042135 SHERIFF-CIVIL DIVISION** LARRY JONES
 FUNCTION PUBLIC PROTECTION SHERIFF-CORONER
 ACTIVITY POLICE PROTECTION

DETAIL BY REVENUE CATEGORY AND EXPENDITURE OBJECT	2009-10 ACTUAL	2010-11 ACTUAL	2011-12 RECOMMENDED BUDGET	2011-12 ADOPTED BUDGET
REVENUES				
CHARGES FOR CURRENT SERVICES	22,643	26,658	30,800	30,800
MISCELLANEOUS REVENUES	111	0	0	0
TOTAL REVENUES	22,753	26,658	30,800	30,800
EXPENSES				
SALARIES & BENEFITS	139,784	144,889	160,724	160,724
SERVICES & SUPPLIES	12,115	15,218	4,275	18,559
OTHER CHARGES	2,717	4,089	2,448	2,448
TOTAL EXPENSES	154,616	164,196	167,447	181,731
NET COUNTY (COST)/RETURN	(131,862)	(137,538)	(136,647)	(150,931)

DESCRIPTION:

As mandated by law, this division carries out the processing and serving of civil papers issued by the Courts. Revenues are received from the serving of civil processes. Fees are set by legislation and are standard throughout the State.

COUNTY OF GLENN
 DETAIL OF FINANCING SOURCES AND FINANCING USES
 GOVERNMENTAL FUNDS
 FISCAL YEAR 2011-12

BUDGET UNIT **01042136 COURT SECURITY-WILLOWS** LARRY JONES
 FUNCTION PUBLIC PROTECTION SHERIFF-CORONER
 ACTIVITY POLICE PROTECTION

DETAIL BY REVENUE CATEGORY AND EXPENDITURE OBJECT	2009-10 ACTUAL	2010-11 ACTUAL	2011-12 RECOMMENDED BUDGET	2011-12 ADOPTED BUDGET
REVENUES				
INTERGOVERNMENTAL REVENUE	160,000	141,090	519,509	519,509
MISCELLANEOUS REVENUES	11,849	0	0	0
TOTAL REVENUES	171,849	141,090	519,509	519,509
EXPENSES				
SALARIES & BENEFITS	211,035	194,925	513,606	513,606
SERVICES & SUPPLIES	2,078	2,882	3,100	3,233
OTHER CHARGES	5,874	6,324	5,903	5,770
TOTAL EXPENSES	218,986	204,131	522,609	522,609
NET COUNTY (COST)/RETURN	(47,137)	(63,041)	(3,100)	(3,100)

DESCRIPTION:

The County provides a Bailiff to the Court for courtroom security. There is one full-time bailiff position allocated and additional personnel are assigned to bailiff duty during peak periods. The County also assigns staff to provide security screening at the courthouse entrance. Funding for these services is provided by the Court.

COUNTY OF GLENN
 DETAIL OF FINANCING SOURCES AND FINANCING USES
 GOVERNMENTAL FUNDS
 FISCAL YEAR 2011-12

BUDGET UNIT **01042137 COURT SECURITY-ORLAND** LARRY JONES
 FUNCTION PUBLIC PROTECTION SHERIFF-CORONER
 ACTIVITY POLICE PROTECTION

DETAIL BY REVENUE CATEGORY AND EXPENDITURE OBJECT	2009-10 ACTUAL	2010-11 ACTUAL	2011-12 RECOMMENDED BUDGET	2011-12 ADOPTED BUDGET
REVENUES				
INTERGOVERNMENTAL REVENUE	0	69,683	0	0
TOTAL REVENUES	0	69,683	0	0
EXPENSES				
SALARIES & BENEFITS	0	42,969	0	0
TOTAL EXPENSES	0	42,969	0	0
NET COUNTY (COST)/RETURN	0	26,713	0	0

DESCRIPTION:

The County provides a Bailiff to the Court for courtroom security. There is one full-time bailiff position allocated and additional personnel are assigned to bailiff duty during peak periods. The County also assigns staff to provide security screening at the courthouse entrance. Funding for these services is provided by the Court.

COUNTY OF GLENN
 DETAIL OF FINANCING SOURCES AND FINANCING USES
 GOVERNMENTAL FUNDS
 FISCAL YEAR 2011-12

BUDGET UNIT **01042140 JAIL** LARRY JONES
 FUNCTION PUBLIC PROTECTION SHERIFF-CORONER
 ACTIVITY DETENTION & CORRECTION

DETAIL BY REVENUE CATEGORY AND EXPENDITURE OBJECT	2009-10 ACTUAL	2010-11 ACTUAL	2011-12 RECOMMENDED BUDGET	2011-12 ADOPTED BUDGET
REVENUES				
INTERGOVERNMENTAL REVENUE	43,116	35,676	46,000	46,000
CHARGES FOR CURRENT SERVICES	162,048	193,277	190,100	190,100
MISCELLANEOUS REVENUES	69,220	82,247	24,158	39,158
TOTAL REVENUES	274,384	311,199	260,258	275,258
EXPENSES				
SALARIES & BENEFITS	2,014,962	2,051,621	2,117,803	2,095,303
SERVICES & SUPPLIES	1,084,107	1,083,822	758,145	1,170,922
OTHER CHARGES	433,109	404,944	383,236	326,570
TOTAL EXPENSES	3,532,178	3,540,386	3,259,184	3,592,795
NET COUNTY (COST)/RETURN	(3,257,793)	(3,229,188)	(2,998,926)	(3,317,537)

DESCRIPTION:

The Jail budget provides for the care, custody and protection of inmates housed in the Glenn County Adult Detention Facility. Title 15 of the California Code of Regulations governs the operations and policies of this division. The facility must also meet the standards of the Glenn County Health Department and the State Fire Marshal. In order to comply with these numerous requirements the jail must provide among many other things living space of a specific square footage per prisoner, meals that meet stringent nutritional standards, transportation to medical and dental appointments, various court appearances and medical roll call and treatment.

Due to its inherent nature the Jail had no significant source of revenue except for the housing of inmates from other counties or State paroles.

COUNTY OF GLENN
 DETAIL OF FINANCING SOURCES AND FINANCING USES
 GOVERNMENTAL FUNDS
 FISCAL YEAR 2011-12

BUDGET UNIT **01042142 JAIL-STANDARDS & TRAINING** LARRY JONES
 FUNCTION PUBLIC PROTECTION SHERIFF-CORONER
 ACTIVITY DETENTION & CORRECTION

DETAIL BY REVENUE CATEGORY AND EXPENDITURE OBJECT	2009-10 ACTUAL	2010-11 ACTUAL	2011-12 RECOMMENDED BUDGET	2011-12 ADOPTED BUDGET
REVENUES				
INTERGOVERNMENTAL REVENUE	13,380	12,840	13,920	13,920
MISCELLANEOUS REVENUES	235	0	0	0
TOTAL REVENUES	13,615	12,840	13,920	13,920
EXPENSES				
SERVICES & SUPPLIES	13,615	12,840	13,920	13,920
TOTAL EXPENSES	13,615	12,840	13,920	13,920
NET COUNTY (COST)/RETURN	0	0	0	0

DESCRIPTION:

State funds are received to supplement expenses for State mandated correctional staff training.

COUNTY OF GLENN
 DETAIL OF FINANCING SOURCES AND FINANCING USES
 GOVERNMENTAL FUNDS
 FISCAL YEAR 2011-12

BUDGET UNIT **01042150 PROBATION DEPARTMENT**
 FUNCTION PUBLIC PROTECTION
 ACTIVITY DETENTION & CORRECTION

BRANDON THOMPSON
 CHIEF PROBATION OFFICER

DETAIL BY REVENUE CATEGORY AND EXPENDITURE OBJECT	2009-10 ACTUAL	2010-11 ACTUAL	2011-12 RECOMMENDED BUDGET	2011-12 ADOPTED BUDGET
REVENUES				
FINES, FORFEITURES & PENALTIES	15,269	12,668	17,000	17,000
INTERGOVERNMENTAL REVENUE	127,817	169,443	113,000	113,000
CHARGES FOR CURRENT SERVICES	69,541	51,582	51,500	51,500
MISCELLANEOUS REVENUES	452	9	0	0
OTHER FINANCING SOURCES	55,344	15,596	0	0
TOTAL REVENUES	268,424	249,298	181,500	181,500
EXPENSES				
SALARIES & BENEFITS	510,886	510,696	528,001	528,001
SERVICES & SUPPLIES	82,788	83,970	80,288	86,071
OTHER CHARGES	108,087	260,153	40,499	34,716
OTHER FINANCING USES	45,989	45,989	45,991	45,991
TOTAL EXPENSES	747,751	900,808	694,779	694,779
NET COUNTY (COST)/RETURN	(479,327)	(651,510)	(513,279)	(513,279)

DESCRIPTION:

Under the general direction of the Judge of the Superior Court, the Chief Probation Officer administers the adult and juvenile probation programs. The department is responsible for formulating plans for the redirection of probationers, preparing court reports and making recommendations as to the final dispositions of cases, collecting monies for the County and court, community safety through field supervision and advising the Board of Supervisors on probation matters. As well, the Chief Probation Officer is responsible for the safe and efficient operation of the Jane Hahn Juvenile Hall.

COUNTY OF GLENN
 DETAIL OF FINANCING SOURCES AND FINANCING USES
 GOVERNMENTAL FUNDS
 FISCAL YEAR 2011-12

BUDGET UNIT **01042155 JUVENILE HALL**
 FUNCTION PUBLIC PROTECTION
 ACTIVITY DETENTION & CORRECTION

BRANDON THOMPSON
 CHIEF PROBATION OFFICER

DETAIL BY REVENUE CATEGORY AND EXPENDITURE OBJECT	2009-10 ACTUAL	2010-11 ACTUAL	2011-12 RECOMMENDED BUDGET	2011-12 ADOPTED BUDGET
REVENUES				
INTERGOVERNMENTAL REVENUE	27,056	26,739	24,000	24,000
CHARGES FOR CURRENT SERVICES	171,216	225,843	146,000	146,000
MISCELLANEOUS REVENUES	1,795	373	0	0
TOTAL REVENUES	200,066	252,954	170,000	170,000
EXPENSES				
SALARIES & BENEFITS	848,687	875,160	998,381	998,381
SERVICES & SUPPLIES	90,986	62,981	62,945	77,103
OTHER CHARGES	100,845	125,414	317,702	303,544
FIXED ASSETS	40,341	0	0	0
TOTAL EXPENSES	1,080,859	1,063,555	1,379,028	1,379,028
NET COUNTY (COST)/RETURN	(880,793)	(810,601)	(1,209,028)	(1,209,028)

DESCRIPTION:

The Juvenile Hall Manger supervises the daily operations of the 24-hour, 22-bed facility. Residents are provided with education, medical care, treatment programs and special counseling in addition to a full-service kitchen.

COUNTY OF GLENN
 DETAIL OF FINANCING SOURCES AND FINANCING USES
 GOVERNMENTAL FUNDS
 FISCAL YEAR 2011-12

BUDGET UNIT **01042156 PROBATION STANDARDS & TRAINING** BRANDON THOMPSON
 FUNCTION PUBLIC PROTECTION CHIEF PROBATION OFFICER
 ACTIVITY DETENTION & CORRECTION

DETAIL BY REVENUE CATEGORY AND EXPENDITURE OBJECT	2009-10 ACTUAL	2010-11 ACTUAL	2011-12 RECOMMENDED BUDGET	2011-12 ADOPTED BUDGET
REVENUES				
INTERGOVERNMENTAL REVENUE	13,115	12,310	11,770	11,770
TOTAL REVENUES	13,115	12,310	11,770	11,770
EXPENSES				
SERVICES & SUPPLIES	13,115	12,310	11,770	11,770
TOTAL EXPENSES	13,115	12,310	11,770	11,770
 NET COUNTY (COST)/RETURN	 0	 0	 0	 0

DESCRIPTION:

State funds are received to supplement expenses for State mandated correctional training for sworn staff.

COUNTY OF GLENN
 DETAIL OF FINANCING SOURCES AND FINANCING USES
 GOVERNMENTAL FUNDS
 FISCAL YEAR 2011-12

BUDGET UNIT **01042157 PROBATION-DNA IDENTIFICATION** BRANDON THOMPSON
 FUNCTION PUBLIC PROTECTION CHIEF PROBATION OFFICER
 ACTIVITY DETENTION & CORRECTION

DETAIL BY REVENUE CATEGORY AND EXPENDITURE OBJECT	2009-10 ACTUAL	2010-11 ACTUAL	2011-12 RECOMMENDED BUDGET	2011-12 ADOPTED BUDGET
REVENUES				
OTHER FINANCING SOURCES	0	0	73,402	73,402
TOTAL REVENUES	0	0	73,402	73,402
EXPENSES				
SALARIES & BENEFITS	0	0	67,742	67,742
SERVICES & SUPPLIES	0	0	5,660	5,660
TOTAL EXPENSES	0	0	73,402	73,402
NET COUNTY (COST)/RETURN	0	0	0	0

DESCRIPTION:

The Probation Department is required to collect DNA samples from all felons, adults and juveniles who are arrested for or charged with specified crimes. The samples are submitted to the State Department of Justice for inclusion in a statewide DNA database. This budget unit is funded with court fines collected under Government Code §76104.6.

COUNTY OF GLENN
 DETAIL OF FINANCING SOURCES AND FINANCING USES
 GOVERNMENTAL FUNDS
 FISCAL YEAR 2011-12

BUDGET UNIT **01042158 DELINQUENCY PREVENTION** BRANDON THOMPSON
 FUNCTION PUBLIC PROTECTION CHIEF PROBATION OFFICER
 ACTIVITY DETENTION & CORRECTION

DETAIL BY REVENUE CATEGORY AND EXPENDITURE OBJECT	2009-10 ACTUAL	2010-11 ACTUAL	2011-12 RECOMMENDED BUDGET	2011-12 ADOPTED BUDGET
REVENUES				
INTERGOVERNMENTAL REVENUE	56,247	63,307	63,771	63,771
MISCELLANEOUS REVENUES	27	0	0	0
TOTAL REVENUES	56,274	63,307	63,771	63,771
EXPENSES				
SALARIES & BENEFITS	55,809	62,251	62,623	62,623
OTHER CHARGES	465	1,056	898	898
TOTAL EXPENSES	56,274	63,307	63,521	63,521
NET COUNTY (COST)/RETURN	0	0	250	250

DESCRIPTION:

State realignment funds provide for a juvenile diversion caseload which enables the department to keep hundreds of juveniles out of juvenile court by utilizing the juvenile work program, community service, essays, reports, counseling and parenting classes.

COUNTY OF GLENN
 DETAIL OF FINANCING SOURCES AND FINANCING USES
 GOVERNMENTAL FUNDS
 FISCAL YEAR 2011-12

BUDGET UNIT **01042161 SAMSHA GRANT**
 FUNCTION PUBLIC PROTECTION
 ACTIVITY DETENTION & CORRECTION

BRANDON THOMPSON
 CHIEF PROBATION OFFICER

DETAIL BY REVENUE CATEGORY AND EXPENDITURE OBJECT	2009-10 ACTUAL	2010-11 ACTUAL	2011-12 RECOMMENDED BUDGET	2011-12 ADOPTED BUDGET
REVENUES				
MISCELLANEOUS REVENUES	21	0	0	0
OTHER FINANCING SOURCES	8,916	0	0	0
TOTAL REVENUES	8,938	0	0	0
EXPENSES				
SALARIES & BENEFITS	8,938	0	0	0
TOTAL EXPENSES	8,938	0	0	0
NET COUNTY (COST)/RETURN	0	0	0	0

DESCRIPTION:

Administered by Health Services, this program provides funding for probation officers to work as part of a team from a variety of disciplines to include the schools, mental health and Human Resources Agency to develop case plans that allow children to be maintained in their families of origin rather than in out of home placements.

COUNTY OF GLENN
 DETAIL OF FINANCING SOURCES AND FINANCING USES
 GOVERNMENTAL FUNDS
 FISCAL YEAR 2011-12

BUDGET UNIT **01042164 PARTNERSHIP GRANT**
 FUNCTION PUBLIC PROTECTION
 ACTIVITY DETENTION & CORRECTION

BRANDON THOMPSON
 CHIEF PROBATION OFFICER

DETAIL BY REVENUE CATEGORY AND EXPENDITURE OBJECT	2009-10 ACTUAL	2010-11 ACTUAL	2011-12 RECOMMENDED BUDGET	2011-12 ADOPTED BUDGET
REVENUES				
MISCELLANEOUS REVENUES	13	0	0	0
OTHER FINANCING SOURCES	32,173	36,162	38,185	38,185
TOTAL REVENUES	32,186	36,162	38,185	38,185
EXPENSES				
SALARIES & BENEFITS	32,186	36,162	38,185	38,185
TOTAL EXPENSES	32,186	36,162	38,185	38,185
NET COUNTY (COST)/RETURN	0	0	0	0

DESCRIPTION:

Funding from this program provides supervision of felons who are drug addicted and eligible to receive treatment. Upon completion offenders are eligible to have their sentences reduced and/or dismissed.

COUNTY OF GLENN
 DETAIL OF FINANCING SOURCES AND FINANCING USES
 GOVERNMENTAL FUNDS
 FISCAL YEAR 2011-12

BUDGET UNIT **01042168 JUVENILE PROBATION & CAMP FUND** BRANDON THOMPSON
 FUNCTION PUBLIC PROTECTION CHIEF PROBATION OFFICER
 ACTIVITY DETENTION & CORRECTION

DETAIL BY REVENUE CATEGORY AND EXPENDITURE OBJECT	2009-10 ACTUAL	2010-11 ACTUAL	2011-12 RECOMMENDED BUDGET	2011-12 ADOPTED BUDGET
REVENUES				
INTERGOVERNMENTAL REVENUE	67,598	66,169	0	0
MISCELLANEOUS REVENUES	29	0	0	0
TOTAL REVENUES	67,627	66,169	0	0
EXPENSES				
SALARIES & BENEFITS	67,627	66,169	0	0
TOTAL EXPENSES	67,627	66,169	0	0
NET COUNTY (COST)/RETURN	0	0	0	0

DESCRIPTION:

This program replaces the Comprehensive Youth Services Act which provided federal dollars to county probation departments beginning in 1997-1998 through the Temporary Assistance for Needy Families (TANF) program. This funding provides training for correctional staff and probation officers in addition to specific programming services such as life skills, anger management, drug and alcohol awareness, parenting skills and G.E.D. assistance.

COUNTY OF GLENN
 DETAIL OF FINANCING SOURCES AND FINANCING USES
 GOVERNMENTAL FUNDS
 FISCAL YEAR 2011-12

BUDGET UNIT **01042176 EVIDENCE-BASED ADULT SUPERV** BRANDON THOMPSON
 FUNCTION PUBLIC PROTECTION CHIEF PROBATION OFFICER
 ACTIVITY DETENTION & CORRECTION

DETAIL BY REVENUE CATEGORY AND EXPENDITURE OBJECT	2009-10 ACTUAL	2010-11 ACTUAL	2011-12 RECOMMENDED BUDGET	2011-12 ADOPTED BUDGET
REVENUES				
INTERGOVERNMENTAL REVENUE	0	6,693	64,756	64,756
TOTAL REVENUES	0	6,693	64,756	64,756
EXPENSES				
SALARIES & BENEFITS	0	6,693	64,756	64,756
TOTAL EXPENSES	0	6,693	64,756	64,756
NET COUNTY (COST)/RETURN	0	0	0	0

DESCRIPTION:

This program provides supervision and case management of high-risk offenders as identified by the application of the STRONG assessment who are between the ages of 18-25. Treatment programs monitor to ensure offender participation.

COUNTY OF GLENN
 DETAIL OF FINANCING SOURCES AND FINANCING USES
 GOVERNMENTAL FUNDS
 FISCAL YEAR 2011-12

BUDGET UNIT **01042360 BOAT PATROL**
 FUNCTION PUBLIC PROTECTION
 ACTIVITY POLICE PROTECTION

LARRY JONES
 SHERIFF-CORONER

DETAIL BY REVENUE CATEGORY AND EXPENDITURE OBJECT	2009-10 ACTUAL	2010-11 ACTUAL	2011-12 RECOMMENDED BUDGET	2011-12 ADOPTED BUDGET
REVENUES				
INTERGOVERNMENTAL REVENUE	95,040	110,248	115,968	115,968
MISCELLANEOUS REVENUES	8,062	0	0	0
TOTAL REVENUES	103,103	110,248	115,968	115,968
EXPENSES				
SALARIES & BENEFITS	72,913	86,750	83,852	83,852
SERVICES & SUPPLIES	28,165	41,262	42,453	31,555
OTHER CHARGES	2,080	1,280	1,003	1,003
TOTAL EXPENSES	103,159	129,292	127,308	116,410
NET COUNTY (COST)/RETURN	(56)	(19,044)	(11,340)	(442)

DESCRIPTION:

Our mission is to provide a safe environment within which all may enjoy boating activities. Accident prevention and safe waterways are provided through the enforcement of boating laws. Organized boating activities are supervised for water safety and protection. The unit has the responsibility for search and rescue operations originating from on the water activities.

COUNTY OF GLENN
 DETAIL OF FINANCING SOURCES AND FINANCING USES
 GOVERNMENTAL FUNDS
 FISCAL YEAR 2011-12

BUDGET UNIT **01042361 BOATING SAFETY EQUIPMENT GRANT** LARRY JONES
 FUNCTION PUBLIC PROTECTION SHERIFF-CORONER
 ACTIVITY POLICE PROTECTION

DETAIL BY REVENUE CATEGORY AND EXPENDITURE OBJECT	2009-10 ACTUAL	2010-11 ACTUAL	2011-12 RECOMMENDED BUDGET	2011-12 ADOPTED BUDGET
REVENUES				
INTERGOVERNMENTAL REVENUE	0	30,000	30,000	30,000
TOTAL REVENUES	0	30,000	30,000	30,000
EXPENSES				
SERVICES & SUPPLIES	0	3,479	0	0
FIXED ASSETS	0	26,521	30,000	30,000
TOTAL EXPENSES	0	30,000	30,000	30,000
NET COUNTY (COST)/RETURN	0	0	0	0

DESCRIPTION:

The State Department of Boating & Waterways provided a grant to cover the purchase of an additional boat and an upgrade of boating safety equipment.

COUNTY OF GLENN
 DETAIL OF FINANCING SOURCES AND FINANCING USES
 GOVERNMENTAL FUNDS
 FISCAL YEAR 2011-12

BUDGET UNIT **01051020 BUILDING STANDARD ADMIN FEE** JOHN LINHART
 FUNCTION PUBLIC PROTECTION PLANNING & PUBLIC WORKS
 ACTIVITY PROTECTION INSPECTION AGENCY DIRECTOR

DETAIL BY REVENUE CATEGORY AND EXPENDITURE OBJECT	2009-10 ACTUAL	2010-11 ACTUAL	2011-12 RECOMMENDED BUDGET	2011-12 ADOPTED BUDGET
REVENUES				
USE OF MONEY & PROPERTY	5	4	0	0
CHARGES FOR CURRENT SERVICES	114	82	0	0
TOTAL REVENUES	118	86	0	0
NET COUNTY (COST)/RETURN	118	86	0	0

DESCRIPTION:

This special revenue fund was established to track activities related to carrying out building standards, as defined in Health and Safety Code §18909, with emphasis placed on the development, adoption, publication, updating and educational efforts associated with green building standards. Each city or county shall collect a fee from any applicant for a building permit, assessed at the rate of \$4 per \$100,000 in valuation, as determined by the local building official.

COUNTY OF GLENN
 DETAIL OF FINANCING SOURCES AND FINANCING USES
 GOVERNMENTAL FUNDS
 FISCAL YEAR 2011-12

BUDGET UNIT **01052113 CENTRALIZED DISPATCH**
 FUNCTION PUBLIC PROTECTION
 ACTIVITY POLICE PROTECTION

BOARD OF SUPERVISORS

DETAIL BY REVENUE CATEGORY AND EXPENDITURE OBJECT	2009-10 ACTUAL	2010-11 ACTUAL	2011-12 RECOMMENDED BUDGET	2011-12 ADOPTED BUDGET
REVENUES				
USE OF MONEY & PROPERTY	17	66	0	0
INTERGOVERNMENTAL REVENUE	31,400	0	0	0
TOTAL REVENUES	31,417	66	0	0
EXPENSES				
SERVICES & SUPPLIES	16,727	9,587	0	0
TOTAL EXPENSES	16,727	9,587	0	0
NET COUNTY (COST)/RETURN	14,690	(9,520)	0	0

DESCRIPTION:

The County hired an independent consultant to provide a feasibility study for the purpose of exploring the possibility of consolidating dispatch services within the County. The study was funded by the County of Glenn, City of Orland and City of Willows. The scope of the study included both fire and law enforcement incidents.

COUNTY OF GLENN
 DETAIL OF FINANCING SOURCES AND FINANCING USES
 GOVERNMENTAL FUNDS
 FISCAL YEAR 2011-12

BUDGET UNIT **01052127 DEA H&S GRANT**
 FUNCTION PUBLIC PROTECTION
 ACTIVITY POLICE PROTECTION

LARRY JONES
 SHERIFF-CORONER

DETAIL BY REVENUE CATEGORY AND EXPENDITURE OBJECT	2009-10 ACTUAL	2010-11 ACTUAL	2011-12 RECOMMENDED BUDGET	2011-12 ADOPTED BUDGET
REVENUES				
INTERGOVERNMENTAL REVENUE	15,000	10,000	15,000	50,000
TOTAL REVENUES	15,000	10,000	15,000	50,000
EXPENSES				
SALARIES & BENEFITS	12,054	21,204	11,667	38,000
SERVICES & SUPPLIES	0	993	0	12,000
TOTAL EXPENSES	12,054	22,197	11,667	50,000
NET COUNTY (COST)/RETURN	2,946	(12,197)	3,333	0

DESCRIPTION:

The Sheriff DEA H&S grant provides Federal funding for the suppression of illegal marijuana production.

COUNTY OF GLENN
 DETAIL OF FINANCING SOURCES AND FINANCING USES
 GOVERNMENTAL FUNDS
 FISCAL YEAR 2011-12

BUDGET UNIT **01052128 JAIL SLESF 11/12** LARRY JONES
 FUNCTION PUBLIC PROTECTION SHERIFF-CORONER
 ACTIVITY DETENTION & CORRECTION

DETAIL BY REVENUE CATEGORY AND EXPENDITURE OBJECT	2009-10 ACTUAL	2010-11 ACTUAL	2011-12 RECOMMENDED BUDGET	2011-12 ADOPTED BUDGET
REVENUES				
INTERGOVERNMENTAL REVENUE	0	0	0	7,148
TOTAL REVENUES	0	0	0	7,148
EXPENSES				
SERVICES & SUPPLIES	0	0	0	7,148
TOTAL EXPENSES	0	0	0	7,148
NET COUNTY (COST)/RETURN	0	0	0	0

DESCRIPTION:

The Supplemental Law Enforcement account was created in 1996 under the "COPS" or Citizens Option for Public Safety Program (AB3229). Funds received pursuant to this legislation shall supplement services and shall not be used to supplant any exiting funding for law enforcement services. The funding pays for mandated jail maintenance expenses.

COUNTY OF GLENN
 DETAIL OF FINANCING SOURCES AND FINANCING USES
 GOVERNMENTAL FUNDS
 FISCAL YEAR 2011-12

BUDGET UNIT **01052130 SHERIFF-HC DONATIONS** LARRY JONES
 FUNCTION PUBLIC PROTECTION SHERIFF-CORONER
 ACTIVITY POLICE PROTECTION

DETAIL BY REVENUE CATEGORY AND EXPENDITURE OBJECT	2009-10 ACTUAL	2010-11 ACTUAL	2011-12 RECOMMENDED BUDGET	2011-12 ADOPTED BUDGET
REVENUES				
MISCELLANEOUS REVENUES	0	500	0	0
TOTAL REVENUES	0	500	0	0
NET COUNTY (COST)/RETURN	0	500	0	0

DESCRIPTION:

The Glenn County Sheriff's Office received a donation from the Hamilton City Women's Club for the purpose of financing specific law enforcement projects in the Hamilton City area.

COUNTY OF GLENN
 DETAIL OF FINANCING SOURCES AND FINANCING USES
 GOVERNMENTAL FUNDS
 FISCAL YEAR 2011-12

BUDGET UNIT **01052132 JAIL SLESF 07/08**
 FUNCTION PUBLIC PROTECTION
 ACTIVITY DETENTION & CORRECTION

LARRY JONES
 SHERIFF-CORONER

DETAIL BY REVENUE CATEGORY AND EXPENDITURE OBJECT	2009-10 ACTUAL	2010-11 ACTUAL	2011-12 RECOMMENDED BUDGET	2011-12 ADOPTED BUDGET
REVENUES				
OTHER FINANCING SOURCES	1,137	0	0	0
TOTAL REVENUES	1,137	0	0	0
NET COUNTY (COST)/RETURN	1,137	0	0	0

DESCRIPTION:

The Supplemental Law Enforcement account was created in 1996 under the "COPS" or Citizens Option for Public Safety Program (AB3229). Funds received pursuant to this legislation shall supplement services and shall not be used to supplant any exiting funding for law enforcement services. The funding pays for mandated jail maintenance expenses.

COUNTY OF GLENN
 DETAIL OF FINANCING SOURCES AND FINANCING USES
 GOVERNMENTAL FUNDS
 FISCAL YEAR 2011-12

BUDGET UNIT **01052133 JAIL SLESF 08/09**
 FUNCTION PUBLIC PROTECTION
 ACTIVITY DETENTION & CORRECTION

LARRY JONES
 SHERIFF-CORONER

DETAIL BY REVENUE CATEGORY AND EXPENDITURE OBJECT	2009-10 ACTUAL	2010-11 ACTUAL	2011-12 RECOMMENDED BUDGET	2011-12 ADOPTED BUDGET
REVENUES				
USE OF MONEY & PROPERTY	56	10	0	0
INTERGOVERNMENTAL REVENUE	6,945	0	0	0
TOTAL REVENUES	7,001	10	0	0
EXPENSES				
SERVICES & SUPPLIES	4,801	7,159	0	0
OTHER FINANCING USES	1,137	0	0	0
TOTAL EXPENSES	5,938	7,159	0	0
NET COUNTY (COST)/RETURN	1,063	(7,149)	0	0

DESCRIPTION:

The Supplemental Law Enforcement account was created in 1996 under the "COPS" or Citizens Option for Public Safety Program (AB3229). Funds received pursuant to this legislation shall supplement services and shall not be used to supplant any exiting funding for law enforcement services. The funding pays for mandated jail maintenance expenses.

COUNTY OF GLENN
 DETAIL OF FINANCING SOURCES AND FINANCING USES
 GOVERNMENTAL FUNDS
 FISCAL YEAR 2011-12

BUDGET UNIT **01052134 LAW ENFORCEMENT DONATION** LARRY JONES
 FUNCTION PUBLIC PROTECTION SHERIFF-CORONER
 ACTIVITY POLICE PROTECTION

DETAIL BY REVENUE CATEGORY AND EXPENDITURE OBJECT	2009-10 ACTUAL	2010-11 ACTUAL	2011-12 RECOMMENDED BUDGET	2011-12 ADOPTED BUDGET
REVENUES				
USE OF MONEY & PROPERTY	67	38	0	0
TOTAL REVENUES	67	38	0	0
EXPENSES				
SERVICES & SUPPLIES	7,462	0	0	0
TOTAL EXPENSES	7,462	0	0	0
NET COUNTY (COST)/RETURN	(7,395)	38	0	0

DESCRIPTION:

The Glenn County Sheriff's Office received a donation from a citizen, wishing to remain anonymous, for the purpose of financing specific law enforcement projects.

COUNTY OF GLENN
 DETAIL OF FINANCING SOURCES AND FINANCING USES
 GOVERNMENTAL FUNDS
 FISCAL YEAR 2011-12

BUDGET UNIT **01052135 K-9 DONATION**
 FUNCTION PUBLIC PROTECTION
 ACTIVITY POLICE PROTECTION

LARRY JONES
 SHERIFF-CORONER

DETAIL BY REVENUE CATEGORY AND EXPENDITURE OBJECT	2009-10 ACTUAL	2010-11 ACTUAL	2011-12 RECOMMENDED BUDGET	2011-12 ADOPTED BUDGET
REVENUES				
USE OF MONEY & PROPERTY	0	36	0	0
MISCELLANEOUS REVENUES	0	14,154	0	15,000
TOTAL REVENUES	0	14,190	0	15,000
EXPENSES				
SALARIES & BENEFITS	0	3,031	0	10,000
SERVICES & SUPPLIES	0	760	0	5,000
TOTAL EXPENSES	0	3,791	0	15,000
NET COUNTY (COST)/RETURN	0	10,398	0	0

DESCRIPTION:

The Glenn County Sheriff's Office received a donation to reinstate K-9 services in the County.

COUNTY OF GLENN
 DETAIL OF FINANCING SOURCES AND FINANCING USES
 GOVERNMENTAL FUNDS
 FISCAL YEAR 2011-12

BUDGET UNIT **01052182 WATER RESOURCES** JIM DONNELLY
 FUNCTION PUBLIC PROTECTION AG COMMISSIONER
 ACTIVITY PROTECTION INSPECTION

DETAIL BY REVENUE CATEGORY AND EXPENDITURE OBJECT	2009-10 ACTUAL	2010-11 ACTUAL	2011-12 RECOMMENDED BUDGET	2011-12 ADOPTED BUDGET
REVENUES				
LICENSES & PERMITS	10,050	5,150	3,000	3,000
INTERGOVERNMENTAL REVENUE	1,200	23,643	216,900	216,900
TOTAL REVENUES	11,250	28,793	219,900	219,900
EXPENSES				
SERVICES & SUPPLIES	9,165	40,467	165,500	165,500
OTHER CHARGES	0	0	54,400	54,400
TOTAL EXPENSES	9,165	40,467	219,900	219,900
NET COUNTY (COST)/RETURN	2,085	(11,674)	0	0

DESCRIPTION:

The Ground Water budget is funded through the Department of Water Resources and other governmental agencies for hydro geologic evaluations and the facilitation of ground water and coordinated management of water resources within the County.

COUNTY OF GLENN
 DETAIL OF FINANCING SOURCES AND FINANCING USES
 GOVERNMENTAL FUNDS
 FISCAL YEAR 2011-12

BUDGET UNIT **01052545 LAW ENFORCEMENT DISCRETIONARY** LARRY JONES
 FUNCTION PUBLIC PROTECTION SHERIFF-CORONER
 ACTIVITY POLICE PROTECTION

DETAIL BY REVENUE CATEGORY AND EXPENDITURE OBJECT	2009-10 ACTUAL	2010-11 ACTUAL	2011-12 RECOMMENDED BUDGET	2011-12 ADOPTED BUDGET
REVENUES				
USE OF MONEY & PROPERTY	368	128	0	0
INTERGOVERNMENTAL REVENUE	412,320	406,699	500,000	500,000
TOTAL REVENUES	412,688	406,828	500,000	500,000
EXPENSES				
OTHER FINANCING USES	412,320	406,699	500,000	500,000
TOTAL EXPENSES	412,320	406,699	500,000	500,000
NET COUNTY (COST)/RETURN	368	128	0	0

DESCRIPTION:

The Law Enforcement Discretionary account is used to record the Rural County Sheriff's Funding received pursuant to State Assembly Bill 443.

COUNTY OF GLENN
 DETAIL OF FINANCING SOURCES AND FINANCING USES
 GOVERNMENTAL FUNDS
 FISCAL YEAR 2011-12

BUDGET UNIT **01052550 COUNTY SLESF**
 FUNCTION PUBLIC PROTECTION
 ACTIVITY POLICE PROTECTION

LARRY JONES
 SHERIFF-CORONER

DETAIL BY REVENUE CATEGORY AND EXPENDITURE OBJECT	2009-10 ACTUAL	2010-11 ACTUAL	2011-12 RECOMMENDED BUDGET	2011-12 ADOPTED BUDGET
REVENUES				
USE OF MONEY & PROPERTY	177	(55)	0	0
INTERGOVERNMENTAL REVENUE	100,000	100,000	100,000	100,000
MISCELLANEOUS REVENUES	1,032	0	0	0
TOTAL REVENUES	101,210	99,945	100,000	100,000
EXPENSES				
SALARIES & BENEFITS	148,863	112,009	157,962	101,758
TOTAL EXPENSES	148,863	112,009	157,962	101,758
NET COUNTY (COST)/RETURN	(47,654)	(12,064)	(57,962)	(1,758)

DESCRIPTION:

The Supplemental Law Enforcement account was created in 1996 under the "COPS" or Citizens Option for Public Safety Program (AB3229). Funds received pursuant to this legislation shall supplement services and shall not be used to supplant any exiting funding for law enforcement services. The funding pays for mandated front line law enforcement expenses.

COUNTY OF GLENN
 DETAIL OF FINANCING SOURCES AND FINANCING USES
 GOVERNMENTAL FUNDS
 FISCAL YEAR 2011-12

BUDGET UNIT **01052551 JAIL SLESF 10/11**
 FUNCTION PUBLIC PROTECTION
 ACTIVITY DETENTION & CORRECTION

LARRY JONES
 SHERIFF-CORONER

DETAIL BY REVENUE CATEGORY AND EXPENDITURE OBJECT	2009-10 ACTUAL	2010-11 ACTUAL	2011-12 RECOMMENDED BUDGET	2011-12 ADOPTED BUDGET
REVENUES				
INTERGOVERNMENTAL REVENUE	0	7,377	7,148	0
TOTAL REVENUES	0	7,377	7,148	0
EXPENSES				
SERVICES & SUPPLIES	0	7,148	7,148	0
TOTAL EXPENSES	0	7,148	7,148	0
NET COUNTY (COST)/RETURN	0	229	0	0

DESCRIPTION:

The Supplemental Law Enforcement account was created in 1996 under the "COPS" or Citizens Option for Public Safety Program (AB3229). Funds received pursuant to this legislation shall supplement services and shall not be used to supplant any exiting funding for law enforcement services. The funding pays for mandated front line law enforcement expenses.

COUNTY OF GLENN
 DETAIL OF FINANCING SOURCES AND FINANCING USES
 GOVERNMENTAL FUNDS
 FISCAL YEAR 2011-12

BUDGET UNIT **01052552 DISTRICT ATTORNEY SLESF** ROBERT MALONEY
 FUNCTION PUBLIC PROTECTION DISTRICT ATTORNEY
 ACTIVITY JUDICIAL

DETAIL BY REVENUE CATEGORY AND EXPENDITURE OBJECT	2009-10 ACTUAL	2010-11 ACTUAL	2011-12 RECOMMENDED BUDGET	2011-12 ADOPTED BUDGET
REVENUES				
USE OF MONEY & PROPERTY	29	47	0	0
INTERGOVERNMENTAL REVENUE	6,945	6,832	0	0
TOTAL REVENUES	6,974	6,880	0	0
EXPENSES				
OTHER FINANCING USES	7,034	0	0	0
TOTAL EXPENSES	7,034	0	0	0
NET COUNTY (COST)/RETURN	(60)	6,880	0	0

DESCRIPTION:

The Supplemental Law Enforcement account was created in 1996 under the "COPS" or Citizens Option for Public Safety Program (AB3229). Funds received pursuant to this legislation shall supplement services and shall not be used to supplant any exiting funding for law enforcement services. The funding pays for mandated public safety expenses.

COUNTY OF GLENN
 DETAIL OF FINANCING SOURCES AND FINANCING USES
 GOVERNMENTAL FUNDS
 FISCAL YEAR 2011-12

BUDGET UNIT **01052553 JJCPA GRANT**
 FUNCTION PUBLIC PROTECTION
 ACTIVITY DETENTION & CORRECTION

BRANDON THOMPSON
 CHIEF PROBATION OFFICER

DETAIL BY REVENUE CATEGORY AND EXPENDITURE OBJECT	2009-10 ACTUAL	2010-11 ACTUAL	2011-12 RECOMMENDED BUDGET	2011-12 ADOPTED BUDGET
REVENUES				
USE OF MONEY & PROPERTY	102	69	0	0
INTERGOVERNMENTAL REVENUE	67,214	68,692	0	0
MISCELLANEOUS REVENUES	22	0	0	0
TOTAL REVENUES	67,338	68,761	0	0
EXPENSES				
SALARIES & BENEFITS	67,318	85,616	0	0
SERVICES & SUPPLIES	0	7,030	0	0
TOTAL EXPENSES	67,318	92,646	0	0
NET COUNTY (COST)/RETURN	20	(23,885)	0	0

DESCRIPTION:

This grant provides comprehensive job training skills components and culminates in a 150-hour subsidized work experience for minors on either formal or informal probation.

COUNTY OF GLENN
 DETAIL OF FINANCING SOURCES AND FINANCING USES
 GOVERNMENTAL FUNDS
 FISCAL YEAR 2011-12

BUDGET UNIT **01052557 YOUTH OFFNDR INTNSV SUPERVIS** BRANDON THOMPSON
 FUNCTION PUBLIC PROTECTION CHIEF PROBATION OFFICER
 ACTIVITY DETENTION & CORRECTION

DETAIL BY REVENUE CATEGORY AND EXPENDITURE OBJECT	2009-10 ACTUAL	2010-11 ACTUAL	2011-12 RECOMMENDED BUDGET	2011-12 ADOPTED BUDGET
REVENUES				
USE OF MONEY & PROPERTY	383	369	0	0
INTERGOVERNMENTAL REVENUE	117,000	117,000	117,000	117,000
TOTAL REVENUES	117,383	117,369	117,000	117,000
EXPENSES				
SALARIES & BENEFITS	96,463	72,629	165,330	165,330
SERVICES & SUPPLIES	9,133	9,313	41,130	41,130
TOTAL EXPENSES	105,596	81,942	206,460	206,460
NET COUNTY (COST)/RETURN	11,787	35,427	(89,460)	(89,460)

DESCRIPTION:

This program was established after the passage of SB81 due the Department of Juvenile Justice no longer accepting minors in to the facility who has not committed a violent felony. Counties, based on per capita population were awarded block grants to supervise and house youth designated as non-violent.

COUNTY OF GLENN
 DETAIL OF FINANCING SOURCES AND FINANCING USES
 GOVERNMENTAL FUNDS
 FISCAL YEAR 2011-12

BUDGET UNIT **01052570 DMV SURCHARGE** LARRY JONES
 FUNCTION PUBLIC PROTECTION SHERIFF-CORONER
 ACTIVITY POLICE PROTECTION

DETAIL BY REVENUE CATEGORY AND EXPENDITURE OBJECT	2009-10 ACTUAL	2010-11 ACTUAL	2011-12 RECOMMENDED BUDGET	2011-12 ADOPTED BUDGET
REVENUES				
USE OF MONEY & PROPERTY	258	215	0	0
INTERGOVERNMENTAL REVENUE	29,665	29,753	24,000	24,000
TOTAL REVENUES	29,923	29,968	24,000	24,000
EXPENSES				
OTHER FINANCING USES	24,000	24,000	24,000	24,000
TOTAL EXPENSES	24,000	24,000	24,000	24,000
NET COUNTY (COST)/RETURN	5,923	5,968	0	0

DESCRIPTION:

Funds are received from the State Controller from fingerprint identification fees collected pursuant to Vehicle Code §9250.19 and are transferred to the Sheriff & Probation Computer budget to offset the costs for maintaining and upgrading the combined Sheriff & Probation data system.

COUNTY OF GLENN
 DETAIL OF FINANCING SOURCES AND FINANCING USES
 GOVERNMENTAL FUNDS
 FISCAL YEAR 2011-12

BUDGET UNIT **01052600 COUNTY DNA IDENTIFICATION PROP 69** STANLEY T. ROZMARYN
 FUNCTION PUBLIC PROTECTION DIRECTOR OF FINANCE
 ACTIVITY OTHER PROTECTION

DETAIL BY REVENUE CATEGORY AND EXPENDITURE OBJECT	2009-10 ACTUAL	2010-11 ACTUAL	2011-12 RECOMMENDED BUDGET	2011-12 ADOPTED BUDGET
REVENUES				
FINES, FORFEITURES & PENALTIES	28,480	24,015	24,500	24,500
USE OF MONEY & PROPERTY	250	323	0	0
TOTAL REVENUES	28,730	24,338	24,500	24,500
EXPENSES				
SERVICES & SUPPLIES	0	0	29,000	24,033
OTHER FINANCING USES	51,087	13,583	73,402	73,402
TOTAL EXPENSES	51,087	13,583	102,402	97,435
NET COUNTY (COST)/RETURN	(22,357)	10,755	(77,902)	(72,935)

DESCRIPTION:

Proposition 69 DNA Initiative was passed on November 2, 2004. In addition to retroactively expanding the scope of DNA Data Bank collections, the DNA Initiative added Government Code §76104.6 which provides for a \$1 penalty for every \$10 or fraction thereof upon every fine, penalty and forfeiture levied on criminal offenses including traffic offenses, but excluding parking offenses. In calendar year 2008 and in each calendar year thereafter 25% of the amounts collected, including interest is remitted to the State DNA Identification Fund. The remaining 75% including interest can be used for specific local DNA related activities.

COUNTY OF GLENN
 DETAIL OF FINANCING SOURCES AND FINANCING USES
 GOVERNMENTAL FUNDS
 FISCAL YEAR 2011-12

BUDGET UNIT **01052601 STATE DNA IDENTIFICATION PROP 69** STANLEY T. ROZMARYN
 FUNCTION PUBLIC PROTECTION DIRECTOR OF FINANCE
 ACTIVITY OTHER PROTECTION

DETAIL BY REVENUE CATEGORY AND EXPENDITURE OBJECT	2009-10 ACTUAL	2010-11 ACTUAL	2011-12 RECOMMENDED BUDGET	2011-12 ADOPTED BUDGET
REVENUES				
FINES, FORFEITURES & PENALTIES	9,493	8,005	10,000	10,000
USE OF MONEY & PROPERTY	12	7	10	10
TOTAL REVENUES	9,505	8,012	10,010	10,010
EXPENSES				
SERVICES & SUPPLIES	7,202	7,670	10,010	10,010
TOTAL EXPENSES	7,202	7,670	10,010	10,010
NET COUNTY (COST)/RETURN	2,303	343	0	0

DESCRIPTION:

Proposition 69 DNA Initiative was passed on November 2, 2004. In addition to retroactively expanding the scope of DNA Data Bank collections, the DNA Initiative added Government Code §76104.6 which provides for a \$1 penalty for every \$10 or fraction thereof upon every fine, penalty and forfeiture levied on criminal offenses including traffic offenses, but excluding parking offenses. In calendar year 2008 and in each calendar year thereafter 25% of the amounts collected, including interest is remitted to the State DNA Identification Fund. The remaining 75% including interest can be used for specific local DNA related activities.

COUNTY OF GLENN
 DETAIL OF FINANCING SOURCES AND FINANCING USES
 GOVERNMENTAL FUNDS
 FISCAL YEAR 2011-12

BUDGET UNIT **01052602 STATE DNA IDENTIFICATION 76104.7GC** STANLEY T. ROZMARYN
 FUNCTION PUBLIC PROTECTION DIRECTOR OF FINANCE
 ACTIVITY OTHER PROTECTION

DETAIL BY REVENUE CATEGORY AND EXPENDITURE OBJECT	2009-10 ACTUAL	2010-11 ACTUAL	2011-12 RECOMMENDED BUDGET	2011-12 ADOPTED BUDGET
REVENUES				
FINES, FORFEITURES & PENALTIES	37,551	66,676	75,000	75,000
USE OF MONEY & PROPERTY	48	58	50	50
TOTAL REVENUES	37,598	66,734	75,050	75,050
EXPENSES				
SERVICES & SUPPLIES	28,447	52,581	75,050	75,050
TOTAL EXPENSES	28,447	52,581	75,050	75,050
NET COUNTY (COST)/RETURN	9,151	14,153	0	0

DESCRIPTION:

Assembly Bill 1806 was enacted on July 12, 2006. Among other unrelated budget implementation issues, AB 1806 added Government code §76104.7 which provides for a \$1 penalty for every \$10 or fraction thereof upon every fine, penalty and forfeiture levied on criminal offenses including traffic offenses, but excluding parking offenses. AB 1806 also changed the distribution on sex offender fines pursuant to Penal Code §290.3. All funds collected plus interest earnings are distributed to the State DNA Identification Fund which is administered by the State Department of Justice. The funds are used to operate the DNA Fingerprint, Unsolved Crime and Innocence Protection Act and the requirements of PC §299.5(e).

COUNTY OF GLENN
 DETAIL OF FINANCING SOURCES AND FINANCING USES
 GOVERNMENTAL FUNDS
 FISCAL YEAR 2011-12

BUDGET UNIT **01054110 JUVENILE FACILITY DONATION**
 FUNCTION PUBLIC PROTECTION
 ACTIVITY DETENTION & CORRECTION

BRANDON THOMPSON
 CHIEF PROBATION OFFICER

DETAIL BY REVENUE CATEGORY AND EXPENDITURE OBJECT	2009-10 ACTUAL	2010-11 ACTUAL	2011-12 RECOMMENDED BUDGET	2011-12 ADOPTED BUDGET
REVENUES				
USE OF MONEY & PROPERTY	4	2	0	0
TOTAL REVENUES	4	2	0	0
NET COUNTY (COST)/RETURN	4	2	0	0

DESCRIPTION:

This fund was established to record donations from private sources for the purpose of building and operating the Juvenile Hall facility.

COUNTY OF GLENN
 DETAIL OF FINANCING SOURCES AND FINANCING USES
 GOVERNMENTAL FUNDS
 FISCAL YEAR 2011-12

BUDGET UNIT **01054380 RECORDERS MODERNIZATION** SHERYL THUR
 FUNCTION PUBLIC PROTECTION ASSESSOR, CLERK-RECORDER
 ACTIVITY OTHER PROTECTION

DETAIL BY REVENUE CATEGORY AND EXPENDITURE OBJECT	2009-10 ACTUAL	2010-11 ACTUAL	2011-12 RECOMMENDED BUDGET	2011-12 ADOPTED BUDGET
REVENUES				
USE OF MONEY & PROPERTY	98	74	0	0
CHARGES FOR CURRENT SERVICES	30,471	29,589	30,000	30,000
TOTAL REVENUES	30,569	29,663	30,000	30,000
EXPENSES				
OTHER FINANCING USES	36,000	26,000	26,000	26,000
TOTAL EXPENSES	36,000	26,000	26,000	26,000
NET COUNTY (COST)/RETURN	(5,431)	3,663	4,000	4,000

DESCRIPTION:

The Modernization Fund was created pursuant to Government Code §27361. One dollar for recording the first page and one dollar for each additional page or fraction of a page shall be available solely to support maintain, improve, and provide, for full operation for modernized creation, retention, and retrieval of information in each counties system of recorded documents.

COUNTY OF GLENN
 DETAIL OF FINANCING SOURCES AND FINANCING USES
 GOVERNMENTAL FUNDS
 FISCAL YEAR 2011-12

BUDGET UNIT **01054385 SOCIAL SECURITY REDACTION TRUST** SHERYL THUR
 FUNCTION PUBLIC PROTECTION ASSESSOR, CLERK-RECORDER
 ACTIVITY OTHER PROTECTION

DETAIL BY REVENUE CATEGORY AND EXPENDITURE OBJECT	2009-10 ACTUAL	2010-11 ACTUAL	2011-12 RECOMMENDED BUDGET	2011-12 ADOPTED BUDGET
REVENUES				
USE OF MONEY & PROPERTY	70	71	0	0
CHARGES FOR CURRENT SERVICES	5,270	5,278	5,300	5,300
TOTAL REVENUES	5,340	5,349	5,300	5,300
EXPENSES				
SERVICES & SUPPLIES	0	0	10,000	10,000
TOTAL EXPENSES	0	0	10,000	10,000
NET COUNTY (COST)/RETURN	5,340	5,349	(4,700)	(4,700)

DESCRIPTION:

Assembly Bill 1168 amends Government Code §27300 to require the County Recorder to establish a social security number truncation program. The intent is to create an electronic public record version of each official record that is an exact copy of the official record with the exception that the first 5 digits of any social security number shall be redacted. The County Recorder is authorized to charge an additional fee of \$1.00 for recording the first page of each document until December 31, 2017 to cover the costs of implementing the program. Provisions of the code apply to any document recorded since January 1, 1980.

COUNTY OF GLENN
 DETAIL OF FINANCING SOURCES AND FINANCING USES
 GOVERNMENTAL FUNDS
 FISCAL YEAR 2011-12

BUDGET UNIT **01054400 DRUG ENFORCEMENT** LARRY JONES
 FUNCTION PUBLIC PROTECTION SHERIFF-CORONER
 ACTIVITY POLICE PROTECTION

DETAIL BY REVENUE CATEGORY AND EXPENDITURE OBJECT	2009-10 ACTUAL	2010-11 ACTUAL	2011-12 RECOMMENDED BUDGET	2011-12 ADOPTED BUDGET
REVENUES				
USE OF MONEY & PROPERTY	325	218	800	800
MISCELLANEOUS REVENUES	974	0	1,099	1,099
TOTAL REVENUES	1,299	218	1,899	1,899
EXPENSES				
SERVICES & SUPPLIES	0	0	5,300	5,300
TOTAL EXPENSES	0	0	5,300	5,300
NET COUNTY (COST)/RETURN	1,299	218	(3,401)	(3,401)

DESCRIPTION:

Asset forfeiture revenues are used to provide funding for drug suppression and enforcement services.

COUNTY OF GLENN
 DETAIL OF FINANCING SOURCES AND FINANCING USES
 GOVERNMENTAL FUNDS
 FISCAL YEAR 2011-12

BUDGET UNIT **01054401 FEDERAL SEIZURE**
 FUNCTION PUBLIC PROTECTION
 ACTIVITY POLICE PROTECTION

LARRY JONES
 SHERIFF-CORONER

DETAIL BY REVENUE CATEGORY AND EXPENDITURE OBJECT	2009-10 ACTUAL	2010-11 ACTUAL	2011-12 RECOMMENDED BUDGET	2011-12 ADOPTED BUDGET
REVENUES				
USE OF MONEY & PROPERTY	141	94	0	0
TOTAL REVENUES	141	94	0	0
NET COUNTY (COST)/RETURN	141	94	0	0

DESCRIPTION:

This fund was established to comply with Department of Justice guidelines to record the disposition of federal seizure proceeds resulting from drug enforcement and suppression activities.

COUNTY OF GLENN
 DETAIL OF FINANCING SOURCES AND FINANCING USES
 GOVERNMENTAL FUNDS
 FISCAL YEAR 2011-12

BUDGET UNIT **01054403 TASK FORCE SEIZURE**
 FUNCTION PUBLIC PROTECTION
 ACTIVITY POLICE PROTECTION

LARRY JONES
 SHERIFF-CORONER

DETAIL BY REVENUE CATEGORY AND EXPENDITURE OBJECT	2009-10 ACTUAL	2010-11 ACTUAL	2011-12 RECOMMENDED BUDGET	2011-12 ADOPTED BUDGET
REVENUES				
USE OF MONEY & PROPERTY	1,184	567	0	0
TOTAL REVENUES	1,184	567	0	0
NET COUNTY (COST)/RETURN	1,184	567	0	0

DESCRIPTION:

Asset forfeiture revenues are used to provide funding for drug suppression and enforcement services.

COUNTY OF GLENN
 DETAIL OF FINANCING SOURCES AND FINANCING USES
 GOVERNMENTAL FUNDS
 FISCAL YEAR 2011-12

BUDGET UNIT **01054404 DRUG ABUSE/GANG ACTIVITY** LARRY JONES
 FUNCTION PUBLIC PROTECTION SHERIFF-CORONER
 ACTIVITY POLICE PROTECTION

DETAIL BY REVENUE CATEGORY AND EXPENDITURE OBJECT	2009-10 ACTUAL	2010-11 ACTUAL	2011-12 RECOMMENDED BUDGET	2011-12 ADOPTED BUDGET
REVENUES				
USE OF MONEY & PROPERTY	80	99	0	0
MISCELLANEOUS REVENUES	3,016	12,411	0	0
TOTAL REVENUES	3,096	12,511	0	0
NET COUNTY (COST)/RETURN	3,096	12,511	0	0

DESCRIPTION:

Asset forfeiture revenues are used to provide funding for drug suppression and enforcement services.

COUNTY OF GLENN
 DETAIL OF FINANCING SOURCES AND FINANCING USES
 GOVERNMENTAL FUNDS
 FISCAL YEAR 2011-12

BUDGET UNIT **01054406 GLINTF STATE FORFEITURE** LARRY JONES
 FUNCTION PUBLIC PROTECTION SHERIFF-CORONER
 ACTIVITY POLICE PROTECTION

DETAIL BY REVENUE CATEGORY AND EXPENDITURE OBJECT	2009-10 ACTUAL	2010-11 ACTUAL	2011-12 RECOMMENDED BUDGET	2011-12 ADOPTED BUDGET
REVENUES				
USE OF MONEY & PROPERTY	703	545	500	500
MISCELLANEOUS REVENUES	10,574	49,645	0	0
TOTAL REVENUES	11,276	50,189	500	500
EXPENSES				
SERVICES & SUPPLIES	22,505	22,251	48,800	48,800
TOTAL EXPENSES	22,505	22,251	48,800	48,800
NET COUNTY (COST)/RETURN	(11,228)	27,938	(48,300)	(48,300)

DESCRIPTION:

Monies and Property seized in Glenn Interagency Narcotics Task Force arrests are held in trust until cases are adjudicated. Pursuant to Stipulation and Order, these funds are distributed in accordance with §11489 of the Health and Safety Code. GLINTF's share is deposited to this budget to be used for daily operational costs incurred by the task force and narcotic agent specific training.

COUNTY OF GLENN
 DETAIL OF FINANCING SOURCES AND FINANCING USES
 GOVERNMENTAL FUNDS
 FISCAL YEAR 2011-12

BUDGET UNIT **01054407 GLINTF FEDERAL FORFEITURE** LARRY JONES
 FUNCTION PUBLIC PROTECTION SHERIFF-CORONER
 ACTIVITY POLICE PROTECTION

DETAIL BY REVENUE CATEGORY AND EXPENDITURE OBJECT	2009-10 ACTUAL	2010-11 ACTUAL	2011-12 RECOMMENDED BUDGET	2011-12 ADOPTED BUDGET
REVENUES				
USE OF MONEY & PROPERTY	0	21	0	0
INTERGOVERNMENTAL REVENUE	0	5,000	0	0
TOTAL REVENUES	0	5,021	0	0
NET COUNTY (COST)/RETURN	0	5,021	0	0

DESCRIPTION:

Monies and Property seized in Glenn Interagency Narcotics Task Force arrests are held in trust until cases are adjudicated. Pursuant to Stipulation and Order, these funds are distributed in accordance with §11489 of the Health and Safety Code. GLINTF's share is deposited to this budget to be used for daily operational costs incurred by the task force and narcotic agent specific training.

COUNTY OF GLENN
 DETAIL OF FINANCING SOURCES AND FINANCING USES
 GOVERNMENTAL FUNDS
 FISCAL YEAR 2011-12

BUDGET UNIT **01054410 INVESTIGATIVE VEHICLES** LARRY JONES
 FUNCTION PUBLIC PROTECTION SHERIFF-CORONER
 ACTIVITY POLICE PROTECTION

DETAIL BY REVENUE CATEGORY AND EXPENDITURE OBJECT	2009-10 ACTUAL	2010-11 ACTUAL	2011-12 RECOMMENDED BUDGET	2011-12 ADOPTED BUDGET
REVENUES				
USE OF MONEY & PROPERTY	17	12	750	750
MISCELLANEOUS REVENUES	2,518	0	0	0
TOTAL REVENUES	2,535	12	750	750
EXPENSES				
SERVICES & SUPPLIES	1,278	0	1,907	1,907
TOTAL EXPENSES	1,278	0	1,907	1,907
NET COUNTY (COST)/RETURN	1,256	12	(1,157)	(1,157)

DESCRIPTION:

This fund was established with proceeds from the sale of vehicles seized during drug enforcement operations. In prior years the narcotics task force has used the funds to purchase vehicles for unmarked investigations.

COUNTY OF GLENN
 DETAIL OF FINANCING SOURCES AND FINANCING USES
 GOVERNMENTAL FUNDS
 FISCAL YEAR 2011-12

BUDGET UNIT **01054420 DISTRICT ATTORNEY SEIZURE** ROBERT MALONEY
 FUNCTION PUBLIC PROTECTION DISTRICT ATTORNEY
 ACTIVITY JUDICIAL

DETAIL BY REVENUE CATEGORY AND EXPENDITURE OBJECT	2009-10 ACTUAL	2010-11 ACTUAL	2011-12 RECOMMENDED BUDGET	2011-12 ADOPTED BUDGET
REVENUES				
USE OF MONEY & PROPERTY	69	73	0	0
MISCELLANEOUS REVENUES	3,093	12,729	0	0
TOTAL REVENUES	3,163	12,802	0	0
EXPENSES				
OTHER FINANCING USES	38,456	0	0	0
TOTAL EXPENSES	38,456	0	0	0
NET COUNTY (COST)/RETURN	(35,294)	12,802	0	0

DESCRIPTION:

The District Attorney Seizure Trust has been created to provide integrity of drug money seized under §11470 of the California Health and Safety Code. These funds shall be used by the District Attorney exclusively to support the law enforcement and prosecutorial efforts of the law enforcement agencies.

COUNTY OF GLENN
 DETAIL OF FINANCING SOURCES AND FINANCING USES
 GOVERNMENTAL FUNDS
 FISCAL YEAR 2011-12

BUDGET UNIT **01054680 VITAL & HEALTH STATISTICS** SHERYL THUR
 FUNCTION PUBLIC PROTECTION ASSESSOR, CLERK-RECORDER
 ACTIVITY OTHER PROTECTION

DETAIL BY REVENUE CATEGORY AND EXPENDITURE OBJECT	2009-10 ACTUAL	2010-11 ACTUAL	2011-12 RECOMMENDED BUDGET	2011-12 ADOPTED BUDGET
REVENUES				
USE OF MONEY & PROPERTY	25	26	0	0
CHARGES FOR CURRENT SERVICES	2,603	2,783	2,800	2,800
TOTAL REVENUES	2,629	2,809	2,800	2,800
EXPENSES				
SERVICES & SUPPLIES	1,000	1,130	1,300	1,300
TOTAL EXPENSES	1,000	1,130	1,300	1,300
NET COUNTY (COST)/RETURN	1,629	1,679	1,500	1,500

DESCRIPTION:

This is established for deposit, accountability and dispersal of certain fees collected by the Glenn County Clerk-Recorder's Office for issuing certified copies of birth, death or marriages. The County retains a portion of the fee and a portion is sent to the State on a monthly basis. These fees are used to purchase banknote paper which is required when making the certified copies and also for converting vital images to film.

COUNTY OF GLENN
 DETAIL OF FINANCING SOURCES AND FINANCING USES
 GOVERNMENTAL FUNDS
 FISCAL YEAR 2011-12

BUDGET UNIT **01054890 MICROGRAPHICS CONVERSION** SHERYL THUR
 FUNCTION PUBLIC PROTECTION ASSESSOR, CLERK-RECORDER
 ACTIVITY OTHER PROTECTION

DETAIL BY REVENUE CATEGORY AND EXPENDITURE OBJECT	2009-10 ACTUAL	2010-11 ACTUAL	2011-12 RECOMMENDED BUDGET	2011-12 ADOPTED BUDGET
REVENUES				
USE OF MONEY & PROPERTY	11	12	0	0
CHARGES FOR CURRENT SERVICES	5,491	5,500	5,500	5,500
TOTAL REVENUES	5,502	5,512	5,500	5,500
EXPENSES				
OTHER FINANCING USES	5,526	5,494	5,500	5,500
TOTAL EXPENSES	5,526	5,494	5,500	5,500
NET COUNTY (COST)/RETURN	(23)	17	0	0

DESCRIPTION:

The Micrographic Conversion Fund was created pursuant to Government Code §27361.4. One dollar is collected for filing every instrument, paper or notice for record in order to defray the cost of converting the County Recorder's documents to film.

COUNTY OF GLENN
 DETAIL OF FINANCING SOURCES AND FINANCING USES
 GOVERNMENTAL FUNDS
 FISCAL YEAR 2011-12

BUDGET UNIT **01055340 CHILD SUPPORT SERVICES** DAWN MAYER
 FUNCTION PUBLIC PROTECTION CHILD SUPPORT SERVICES
 ACTIVITY OTHER PROTECTION DIRECTOR

DETAIL BY REVENUE CATEGORY AND EXPENDITURE OBJECT	2009-10 ACTUAL	2010-11 ACTUAL	2011-12 RECOMMENDED BUDGET	2011-12 ADOPTED BUDGET
REVENUES				
USE OF MONEY & PROPERTY	1,505	1,074	0	0
INTERGOVERNMENTAL REVENUE	710,941	720,705	790,733	790,733
MISCELLANEOUS REVENUES	385	15	0	0
TOTAL REVENUES	712,831	721,793	790,733	790,733
EXPENSES				
SALARIES & BENEFITS	579,421	602,750	696,655	696,655
SERVICES & SUPPLIES	93,561	69,549	85,685	91,607
OTHER CHARGES	39,850	49,494	8,393	2,471
TOTAL EXPENSES	712,832	721,793	790,733	790,733
NET COUNTY (COST)/RETURN	(1)	0	0	0

DESCRIPTION:

The mission of the Department of Child Support Services is to collect child support for Glenn County's children. This is a free service to either parent without regard to income or receipt of public assistance. The department is federally and state funded and receives no county general funds. In September 2007, the department went live on the Statewide Child Support System. Child support is now paid directly to and distributed by the California Department of child Support Services. State and federal funds have remained static and no relief is expected until at least December 2008 when the last remaining county (Los Angeles) finally joins the statewide system.

COUNTY OF GLENN
 DETAIL OF FINANCING SOURCES AND FINANCING USES
 GOVERNMENTAL FUNDS
 FISCAL YEAR 2011-12

BUDGET UNIT **01602270 FISH AND GAME PROPAGATION**
 FUNCTION PUBLIC PROTECTION
 ACTIVITY OTHER PROTECTION

FISH & GAME COMMISSION

DETAIL BY REVENUE CATEGORY AND EXPENDITURE OBJECT	2009-10 ACTUAL	2010-11 ACTUAL	2011-12 RECOMMENDED BUDGET	2011-12 ADOPTED BUDGET
REVENUES				
FINES, FORFEITURES & PENALTIES	9,809	5,693	5,700	5,700
USE OF MONEY & PROPERTY	243	174	200	200
TOTAL REVENUES	10,052	5,867	5,900	5,900
EXPENSES				
SALARIES & BENEFITS	2,261	3,230	2,269	3,339
SERVICES & SUPPLIES	2,158	4,267	5,600	5,200
FIXED ASSETS	1,515	0	0	0
TOTAL EXPENSES	5,934	7,496	7,869	8,539
NET COUNTY (COST)/RETURN	4,118	(1,630)	(1,969)	(2,639)

DESCRIPTION:

This fund is used to account for revenues and expenditures related to the protection, conservation propagation and preservation of fish and wildlife in the County.

COUNTY OF GLENN
 DETAIL OF FINANCING SOURCES AND FINANCING USES
 GOVERNMENTAL FUNDS
 FISCAL YEAR 2011-12

BUDGET UNIT **01201000 ROAD ENGINEERS**
 FUNCTION PUBLIC WAYS & FACILITIES
 ACTIVITY PUBLIC WAYS

JOHN LINHART
 PLANNING & PUBLIC WORKS
 AGENCY DIRECTOR

DETAIL BY REVENUE CATEGORY AND EXPENDITURE OBJECT	2009-10 ACTUAL	2010-11 ACTUAL	2011-12 RECOMMENDED BUDGET	2011-12 ADOPTED BUDGET
REVENUES				
CHARGES FOR CURRENT SERVICES	0	0	153,400	153,400
TOTAL REVENUES	0	0	153,400	153,400
EXPENSES				
SALARIES & BENEFITS	0	0	285,151	285,151
SERVICES & SUPPLIES	0	0	21,470	21,470
TOTAL EXPENSES	0	0	306,621	306,621
NET COUNTY (COST)/RETURN	0	0	(153,221)	(153,221)

DESCRIPTION:

This budget unit was established for the purpose of capturing activities of the Planning & Public Works engineering division.

COUNTY OF GLENN
 DETAIL OF FINANCING SOURCES AND FINANCING USES
 GOVERNMENTAL FUNDS
 FISCAL YEAR 2011-12

BUDGET UNIT **01202000 ROAD SHOP** JOHN LINHART
 FUNCTION PUBLIC WAYS & FACILITIES PLANNING & PUBLIC WORKS
 ACTIVITY PUBLIC WAYS AGENCY DIRECTOR

DETAIL BY REVENUE CATEGORY AND EXPENDITURE OBJECT	2009-10 ACTUAL	2010-11 ACTUAL	2011-12 RECOMMENDED BUDGET	2011-12 ADOPTED BUDGET
REVENUES				
CHARGES FOR CURRENT SERVICES	0	0	150,250	150,250
TOTAL REVENUES	0	0	150,250	150,250
EXPENSES				
SALARIES & BENEFITS	0	0	279,970	279,970
SERVICES & SUPPLIES	0	0	128,400	128,400
TOTAL EXPENSES	0	0	408,370	408,370
NET COUNTY (COST)/RETURN	0	0	(258,120)	(258,120)

DESCRIPTION:

This budget unit was established for the purpose of capturing activities of the Planning & Public Works road & heavy equipment mechanic division.

COUNTY OF GLENN
 DETAIL OF FINANCING SOURCES AND FINANCING USES
 GOVERNMENTAL FUNDS
 FISCAL YEAR 2011-12

BUDGET UNIT **01203010 ROAD CONSTRUCTION & MAINT**
 FUNCTION PUBLIC WAYS & FACILITIES
 ACTIVITY PUBLIC WAYS

JOHN LINHART
 PLANNING & PUBLIC WORKS
 AGENCY DIRECTOR

DETAIL BY REVENUE CATEGORY AND EXPENDITURE OBJECT	2009-10 ACTUAL	2010-11 ACTUAL	2011-12 RECOMMENDED BUDGET	2011-12 ADOPTED BUDGET
REVENUES				
LICENSES & PERMITS	17,284	19,009	23,000	23,000
USE OF MONEY & PROPERTY	15,484	14,557	15,200	15,200
INTERGOVERNMENTAL REVENUE	3,311,802	3,068,593	2,950,000	2,950,000
CHARGES FOR CURRENT SERVICES	326,556	385,995	141,711	141,711
MISCELLANEOUS REVENUES	7,741	85,331	15,000	15,000
OTHER FINANCING SOURCES	498,999	182,152	760,000	760,000
TOTAL REVENUES	4,177,866	3,755,637	3,904,911	3,904,911
EXPENSES				
SALARIES & BENEFITS	1,851,632	1,960,251	1,757,957	1,757,957
SERVICES & SUPPLIES	1,174,570	1,645,421	997,916	999,771
OTHER CHARGES	231,682	278,851	613,776	611,921
FIXED ASSETS	0	241,391	280,000	280,000
TOTAL EXPENSES	3,257,884	4,125,915	3,649,649	3,649,649
NET COUNTY (COST)/RETURN	919,982	(370,277)	255,262	255,262

DESCRIPTION:

Glenn County maintains 862,190 miles of county roads of which approximately 700 miles are paved, numerous storm drainage ditches and culverts, over 200 bridges, traffic control systems and a fleet of heavy construction equipment. Primary funding for the maintenance of Glenn County roads is based on State Highway Users Fees (gas tax) that is distributed to Counties based on a formula of Maintained Road Mileage and the number of registered vehicles in the County. Other funding sources include Federal Forest Reserve timber receipts divided equally between County Schools and Roads, Federal ISTEA funds exchanged with the State of California based on a formula established in 1991, sales tax on fuel (AB2929/Prop 42), State Transportation Improvement Plan-STIP funding for road rehabilitation or road maintenance projects with a 10-year life cycle. No general fund money is used in maintaining Glenn County Roads.

COUNTY OF GLENN
 DETAIL OF FINANCING SOURCES AND FINANCING USES
 GOVERNMENTAL FUNDS
 FISCAL YEAR 2011-12

BUDGET UNIT **01203012 ROAD CAPITAL CONSTRUCTION** JOHN LINHART
 FUNCTION PUBLIC WAYS & FACILITIES PLANNING & PUBLIC WORKS
 ACTIVITY PUBLIC WAYS AGENCY DIRECTOR

DETAIL BY REVENUE CATEGORY AND EXPENDITURE OBJECT	2009-10 ACTUAL	2010-11 ACTUAL	2011-12 RECOMMENDED BUDGET	2011-12 ADOPTED BUDGET
REVENUES				
INTERGOVERNMENTAL REVENUE	134,773	558,554	9,721,792	9,721,792
CHARGES FOR CURRENT SERVICES	0	3,610	0	0
OTHER FINANCING SOURCES	0	0	53,966	53,966
TOTAL REVENUES	134,773	562,164	9,775,758	9,775,758
EXPENSES				
SERVICES & SUPPLIES	57,609	533,538	9,775,758	9,775,758
TOTAL EXPENSES	57,609	533,538	9,775,758	9,775,758
NET COUNTY (COST)/RETURN	77,164	28,626	0	0

DESCRIPTION:

This budget unit was established to differentiate capital construction with restricted funding from road and bridge maintenance funding. It outlines funding restricted to specific projects pertaining to the Federal road projects and State Aid construction projects.

COUNTY OF GLENN
 DETAIL OF FINANCING SOURCES AND FINANCING USES
 GOVERNMENTAL FUNDS
 FISCAL YEAR 2011-12

BUDGET UNIT **01203013 ROAD PROP 1B** JOHN LINHART
 FUNCTION PUBLIC WAYS & FACILITIES PLANNING & PUBLIC WORKS
 ACTIVITY PUBLIC WAYS AGENCY DIRECTOR

DETAIL BY REVENUE CATEGORY AND EXPENDITURE OBJECT	2009-10 ACTUAL	2010-11 ACTUAL	2011-12 RECOMMENDED BUDGET	2011-12 ADOPTED BUDGET
REVENUES				
USE OF MONEY & PROPERTY	4,192	8,837	5,000	5,000
INTERGOVERNMENTAL REVENUE	1,814,990	0	0	0
TOTAL REVENUES	1,819,181	8,837	5,000	5,000
EXPENSES				
SERVICES & SUPPLIES	779,315	102,554	1,191,555	1,137,754
OTHER FINANCING USES	498,999	182,152	528,966	528,966
TOTAL EXPENSES	1,278,314	284,705	1,720,521	1,666,720
NET COUNTY (COST)/RETURN	540,867	(275,868)	(1,715,521)	(1,661,720)

DESCRIPTION:

This budget unit was established to differentiate Proposition 1B road projects with restricted funding from road and bridge maintenance funding projects.

COUNTY OF GLENN
 DETAIL OF FINANCING SOURCES AND FINANCING USES
 GOVERNMENTAL FUNDS
 FISCAL YEAR 2011-12

BUDGET UNIT **01203014 ROAD LOCAL TRANSPORTATION FUND** JOHN LINHART
 FUNCTION PUBLIC WAYS & FACILITIES PLANNING & PUBLIC WORKS
 ACTIVITY PUBLIC WAYS AGENCY DIRECTOR

DETAIL BY REVENUE CATEGORY AND EXPENDITURE OBJECT	2009-10 ACTUAL	2010-11 ACTUAL	2011-12 RECOMMENDED BUDGET	2011-12 ADOPTED BUDGET
REVENUES				
USE OF MONEY & PROPERTY	303	1,358	1,000	1,000
TOTAL REVENUES	303	1,358	1,000	1,000
EXPENSES				
OTHER FINANCING USES	0	0	280,000	280,000
TOTAL EXPENSES	0	0	280,000	280,000
NET COUNTY (COST)/RETURN	303	1,358	(279,000)	(279,000)

DESCRIPTION:

This fund was established as a tracking account for State and Federal projects to track pre-project expenditures that will be reimbursed in subsequent fiscal years.

GLENN COUNTY PLANNING & PUBLIC WORKS AGENCY
2011-12 ROAD BUDGET BY CATEGORY

ADMINISTRATION		
PUBLIC WORKS ALLOCATION	244,583	
COUNTY COST ALLOCATION	233,193	
TOTAL ADMINISTRATION	477,776	

MAINTENANCE		
ROADS & BRIDGES	4,454,430	
STRUCTURES AND GROUNDS	25,000	
FIXED ASSETS	735,000	
TOTAL MAINTENANCE	5,214,430	

CONSTRUCTION		
3010 STORM DRAIN PROJECT	415,155	
3012 FEDERAL BRIDGE PROJECTS	3,178,000	
3012 FEDERAL SAFTEY PROJECTS	201,200	
3012 STIP PROJECTS	2,469,000	
3012 TE PROJECTS	309,000	
3013 PROP 1B ROAD PROJECTS	1,544,855	
TOTAL CONSTRUCTION	8,117,210	

FIXED ASSETS		
ROAD EQUIPMENT - EQUIPMENT TRAILERS	70,000	
ROAD EQUIPMENT - MANLIFT	40,000	
ROAD EQUIPMENT - CAB & CHASSIS STRIPER	15,000	
ROAD EQUIPMENT - NEW LT DUTY TRUCKS	55,000	
ROAD EQUIPMENT - NEW HVY DUTY TRUCKS	60,000	
ROAD EQUIPMENT - NEW DUMP TRUCKS	200,000	
ROAD EQUIPMENT - 18-WHEEL TRUCK-TRACTOR	150,000	
ROAD EQUIPMENT - WALK BEHIND ROLLERS	20,000	
ROAD EQUIPMENT - ASPHALT GRINDER	125,000	
TOTAL FIXED ASSETS	735,000	

TOTAL ROAD BUDGET BY CATEGORY	14,544,416
--------------------------------------	-------------------

MAINTENANCE BY PROJECTS:		
<u>ROADS AND BRIDGES</u>		
ROAD LIGHTS	25,000	
PATCHING	350,000	
OVERLAY-SEALING	425,000	
SNOW REMOVAL	50,000	
STORM DAMAGE	25,000	
NOXIOUS WEED CONTROL	175,000	
ROAD & BRIDGE MAINTENANCE	3,404,430	
TOTAL ROADS AND BRIDGES	4,454,430	
STRUCTURES AND GROUNDS	25,000	
TOTAL MAINTENANCE PROJECTS	4,479,430	

GLENN COUNTY PLANNING & PUBLIC WORKS AGENCY
2011-12 ROAD BUDGET BY CATEGORY

CONSTRUCTION BY PROJECTS:

ROAD PROJECTS (PROPOSITIONS 1B)

1B1039P99	RD 39 - P to 99W	73,454
1B1045PMM	RD 45 - P to MM	36,140
1B1047MM48	RD 47 - MM to 48	18,232
1B10484799	RD 48 - 47 to 99W	27,157
1B1069YXX	RD 69 - Y to XX	48,121
1B10MM4547	RD MM - 45 to 47	18,476
1B10P3945	RD P - 30 to 45	48,264
1B10XX69CO	RD XX - 69 to COLUSA LINE	275,276
1B10Y16269	RD Y - SR 162 to 69	103,078
1B10Z16267	RD Z - SR 162 to 1 mile SOUTH	111,326
	RD 32 - WW TO SR 45	35,851
	RD WW - 39 TO 32	101,933
	RD 6 - P TO HWY 99	42,303
1B1044S45	RD 44 - S to SR 45	118,539
1B1045PS	RD 45 - P to S	271,308
	RD 68 - D to F	165,018
1B10D57CO	RD D - 57 to COLUSA LINE	50,379
TOTAL PROP 1B PROJECTS:		1,544,855

STATE TRANSPORTATION IMPROVEMENT PROJECTS (STIP)

3L61	RD 200, RD 9 RECONSTRUCTION	1,077,000
3L65	RD 39 AT D 60 RECONSTRUCTION	1,027,000
3L82	RD P, SR32 TO RD 9 RECONSTRUCTION	365,000
TOTAL STIP PROJECTS:		2,469,000

STATE TRANSPORTATION ENHANCEMENT PROJECTS (TE)

1317	HC PEDESTRIAN IMPROVEMENTS	309,000
TOTAL TE PROJECTS		309,000

STORM DRAIN PROJECTS (CDBG)

ARRA	PIPELINE & GUTTERS-HAMILTON CITY PHASE 2/3	415,155
TOTAL CDBG PROJECTS:		415,155

GLENN COUNTY PLANNING & PUBLIC WORKS AGENCY
2011-12 ROAD BUDGET BY CATEGORY

CONSTRUCTION BY PROJECTS:

FEDERAL BRIDGE PROJECTS (HBP)

21027	ROAD Z @CAMPBELL CONSTRUCTION	1,666,000
R200ABR	ROAD 200A @ STONY PRELIM ENGINEER	582,000
	DEVELOPMENT OF SCOUR PLAN CO-WIDE	60,000
	CR 67 @ HOWARD SLOUGH (4 SITES)	570,000
	CR 35 @ WALKER & WILSON (2 SITES)	300,000
TOTAL HBP PROJECTS:		<u>3,178,000</u>

FEDERAL SAFETY PROJECTS (HES or HSIP)

R5911028	ROAD 44 CULVERT REPLACEMENTS	201,200
TOTAL HES PROJECTS:		<u>201,200</u>

TOTAL CONSTRUCTION PROJECTS 8,117,210

This Page Intentionally Left Blank

COUNTY OF GLENN
 DETAIL OF FINANCING SOURCES AND FINANCING USES
 GOVERNMENTAL FUNDS
 FISCAL YEAR 2011-12

BUDGET UNIT **01014022 COUNTY HOSPITAL**
 FUNCTION HEALTH & SANITATION
 ACTIVITY HOSPITAL CARE

STANLEY T. ROZMARYN
 DIRECTOR OF FINANCE

DETAIL BY REVENUE CATEGORY AND EXPENDITURE OBJECT	2009-10 ACTUAL	2010-11 ACTUAL	2011-12 RECOMMENDED BUDGET	2011-12 ADOPTED BUDGET
REVENUES				
FINES, FORFEITURES & PENALTIES	23,153	21,859	0	0
USE OF MONEY & PROPERTY	0	100	0	0
MISCELLANEOUS REVENUES	14,500	1,956	158	158
TOTAL REVENUES	37,653	23,915	158	158
EXPENSES				
SALARIES & BENEFITS	29,739	37,186	40,035	40,035
SERVICES & SUPPLIES	0	300,000	0	0
TOTAL EXPENSES	29,739	337,186	40,035	40,035
NET COUNTY (COST)/RETURN	7,914	(313,271)	(39,877)	(39,877)

DESCRIPTION:

This department is used to record the cost of health insurance for Glenn General Hospital retirees. In prior years it was also used to pay Glenn Medical Center an annual amount of \$300,000 to subsidize emergency room services and hospital operations.

COUNTY OF GLENN
 DETAIL OF FINANCING SOURCES AND FINANCING USES
 GOVERNMENTAL FUNDS
 FISCAL YEAR 2011-12

BUDGET UNIT **01024010 PUBLIC HEALTH**
 FUNCTION HEALTH & SANITATION
 ACTIVITY HEALTH

SCOTT GRUENDL, INTERIM
 HEALTH SERVICES DIRECTOR

DETAIL BY REVENUE CATEGORY AND EXPENDITURE OBJECT	2009-10 ACTUAL	2010-11 ACTUAL	2011-12 RECOMMENDED BUDGET	2011-12 ADOPTED BUDGET
REVENUES				
FINES, FORFEITURES & PENALTIES	106	1,005	0	0
INTERGOVERNMENTAL REVENUE	2,137,091	2,126,048	2,172,395	2,172,395
CHARGES FOR CURRENT SERVICES	491,044	229,740	237,319	237,319
MISCELLANEOUS REVENUES	5,215	15,830	67,612	67,612
OTHER FINANCING SOURCES	226,231	111,089	101,874	101,874
SPECIAL ITEMS	134,927	352,445	132,067	132,067
TOTAL REVENUES	2,994,614	2,836,157	2,711,267	2,711,267
EXPENSES				
SALARIES & BENEFITS	1,195,627	1,189,726	1,244,261	1,244,261
SERVICES & SUPPLIES	450,072	215,063	270,530	276,863
OTHER CHARGES	1,080,087	1,255,543	1,120,010	1,113,677
OTHER FINANCING USES	17,145	0	0	0
SPECIAL ITEMS	251,683	175,825	76,466	76,466
TOTAL EXPENSES	2,994,614	2,836,157	2,711,267	2,711,267
NET COUNTY (COST)/RETURN	0	0	0	0

DESCRIPTION:

The Public Health Department provides services and education to all citizens and their families in Glenn County. Services include but are not limited to all environmental health services, restaurant & pool inspections, well permitting, Local Enforcement Agency (LEA) for the disposal site, infant examinations, dental care, AIDS testing and surveillance, identification and treatment of sexually transmitted diseases, nutrition counseling, health education, tobacco cessation programs, family planning clinics, family planning counseling, vaccination programs, rabies testing and oversight of the emergency medical services training and coordination. The department also works in partnership with the California Highway Patrol to provide infant car seat education and inspection.

COUNTY OF GLENN
 DETAIL OF FINANCING SOURCES AND FINANCING USES
 GOVERNMENTAL FUNDS
 FISCAL YEAR 2011-12

BUDGET UNIT **01024012 COMMUNITY MENTAL HEALTH** SCOTT GRUENDL, INTERIM
 FUNCTION HEALTH & SANITATION HEALTH SERVICES DIRECTOR
 ACTIVITY HEALTH

DETAIL BY REVENUE CATEGORY AND EXPENDITURE OBJECT	2009-10 ACTUAL	2010-11 ACTUAL	2011-12 RECOMMENDED BUDGET	2011-12 ADOPTED BUDGET
REVENUES				
INTERGOVERNMENTAL REVENUE	3,548,661	3,510,445	4,188,815	4,188,815
CHARGES FOR CURRENT SERVICES	165,688	162,321	152,163	152,163
MISCELLANEOUS REVENUES	6,941	8,603	43,725	43,725
OTHER FINANCING SOURCES	2,178,402	2,166,525	2,306,890	2,306,890
SPECIAL ITEMS	193,726	38,430	12,690	12,690
TOTAL REVENUES	6,093,418	5,886,325	6,704,283	6,704,283
EXPENSES				
SALARIES & BENEFITS	2,901,782	2,954,428	3,385,731	3,385,731
SERVICES & SUPPLIES	2,321,288	2,210,886	2,292,757	2,299,867
OTHER CHARGES	580,864	610,971	626,768	619,658
FIXED ASSETS	244,734	8,891	330,500	330,500
OTHER FINANCING USES	8,916	0	0	0
SPECIAL ITEMS	35,834	101,148	68,527	68,527
TOTAL EXPENSES	6,093,418	5,886,325	6,704,283	6,704,283
NET COUNTY (COST)/RETURN	0	0	0	0

DESCRIPTION:

Our mission is to treat Glenn county citizens who experience thinking and affective disorders of a serious and persistent type targeted at the medically indigent and Medi-Cal populations. These services include but are not limited to acute hospitalization, counseling, family counseling, community consultation, community education, medication treatment, Children's System of Care, Mental Health Managed Care, case management, consultation with providers and community infrastructure development.

COUNTY OF GLENN
 DETAIL OF FINANCING SOURCES AND FINANCING USES
 GOVERNMENTAL FUNDS
 FISCAL YEAR 2011-12

BUDGET UNIT **01024014 ALCOHOL & DRUG ABUSE SERVICES** SCOTT GRUENDL, INTERIM
 FUNCTION HEALTH & SANITATION HEALTH SERVICES DIRECTOR
 ACTIVITY HEALTH

DETAIL BY REVENUE CATEGORY AND EXPENDITURE OBJECT	2009-10 ACTUAL	2010-11 ACTUAL	2011-12 RECOMMENDED BUDGET	2011-12 ADOPTED BUDGET
REVENUES				
INTERGOVERNMENTAL REVENUE	619,452	680,678	761,245	761,245
CHARGES FOR CURRENT SERVICES	56,663	66,488	57,126	57,126
MISCELLANEOUS REVENUES	456	10,957	603	603
OTHER FINANCING SOURCES	16,310	0	0	0
SPECIAL ITEMS	112,198	220,295	178,592	178,592
TOTAL REVENUES	805,079	978,417	997,566	997,566
EXPENSES				
SALARIES & BENEFITS	493,434	547,046	613,271	613,271
SERVICES & SUPPLIES	58,413	55,067	70,326	83,400
OTHER CHARGES	221,098	323,752	291,413	278,339
OTHER FINANCING USES	4,257	2,013	0	0
SPECIAL ITEMS	27,878	50,540	22,556	22,556
TOTAL EXPENSES	805,079	978,417	997,566	997,566
NET COUNTY (COST)/RETURN	0	0	0	0

DESCRIPTION:

The mission of the Glenn County Alcohol & Drug Program is to provide Glenn County citizens an opportunity to be treated for and supported in maintaining a substance abuse-free lifestyle for them and their families. The services include but are not limited to individual counseling, group counseling, family counseling, community consultations, community education, case management and the building and support of a community infrastructure to encourage a sober lifestyle for those who desire it. All services are voluntary.

COUNTY OF GLENN
 DETAIL OF FINANCING SOURCES AND FINANCING USES
 GOVERNMENTAL FUNDS
 FISCAL YEAR 2011-12

BUDGET UNIT **01024016 CAL EMA JAG-OTP GRANT** SCOTT GRUENDL, INTERIM
 FUNCTION HEALTH & SANITATION HEALTH SERVICES DIRECTOR
 ACTIVITY HEALTH

DETAIL BY REVENUE CATEGORY AND EXPENDITURE OBJECT	2009-10 ACTUAL	2010-11 ACTUAL	2011-12 RECOMMENDED BUDGET	2011-12 ADOPTED BUDGET
REVENUES				
INTERGOVERNMENTAL REVENUE	22,797	89,625	32,854	32,854
TOTAL REVENUES	22,797	89,625	32,854	32,854
EXPENSES				
SALARIES & BENEFITS	0	28,227	4,332	4,332
SERVICES & SUPPLIES	117	8,918	7,322	7,322
OTHER CHARGES	0	2,067	789	789
OTHER FINANCING USES	22,680	50,413	5,604	5,604
SPECIAL ITEMS	0	0	14,807	14,807
TOTAL EXPENSES	22,797	89,625	32,854	32,854
 NET COUNTY (COST)/RETURN	 0	 0	 0	 0

DESCRIPTION:

This program provided enhanced criminal justice supervision of substance abuse offenders who were participating in the Prop 36 substance abuse program.

COUNTY OF GLENN
 DETAIL OF FINANCING SOURCES AND FINANCING USES
 GOVERNMENTAL FUNDS
 FISCAL YEAR 2011-12

BUDGET UNIT **01024017 DRUG COURT**
 FUNCTION HEALTH & SANITATION
 ACTIVITY HEALTH

SCOTT GRUENDL, INTERIM
 HEALTH SERVICES DIRECTOR

DETAIL BY REVENUE CATEGORY AND EXPENDITURE OBJECT	2009-10 ACTUAL	2010-11 ACTUAL	2011-12 RECOMMENDED BUDGET	2011-12 ADOPTED BUDGET
REVENUES				
INTERGOVERNMENTAL REVENUE	181,953	212,152	197,549	197,549
CHARGES FOR CURRENT SERVICES	635	11,004	8,244	8,244
MISCELLANEOUS REVENUES	83	3	0	0
OTHER FINANCING SOURCES	33,943	25,647	38,275	38,275
SPECIAL ITEMS	1,767	0	0	0
TOTAL REVENUES	218,381	248,805	244,068	244,068
EXPENSES				
SALARIES & BENEFITS	68,975	74,948	69,211	69,211
SERVICES & SUPPLIES	26,454	20,291	42,066	42,066
OTHER CHARGES	8,652	3,682	5,585	5,585
OTHER FINANCING USES	32,173	36,162	38,185	38,185
SPECIAL ITEMS	82,127	113,723	89,021	89,021
TOTAL EXPENSES	218,381	248,805	244,068	244,068
NET COUNTY (COST)/RETURN	0	0	0	0

DESCRIPTION:

The mission of our Adult Drug Court is to provide treatment services with a court model for those individuals who would benefit from treatment rather than incarceration. Services include individual and group counseling, residential treatment, family support, coordination with allied agencies and community education and development.

COUNTY OF GLENN
 DETAIL OF FINANCING SOURCES AND FINANCING USES
 GOVERNMENTAL FUNDS
 FISCAL YEAR 2011-12

BUDGET UNIT **01024020 MATERNAL CHILD HEALTH** SCOTT GRUENDL, INTERIM
 FUNCTION HEALTH & SANITATION HEALTH SERVICES DIRECTOR
 ACTIVITY HEALTH

DETAIL BY REVENUE CATEGORY AND EXPENDITURE OBJECT	2009-10 ACTUAL	2010-11 ACTUAL	2011-12 RECOMMENDED BUDGET	2011-12 ADOPTED BUDGET
REVENUES				
INTERGOVERNMENTAL REVENUE	111,306	91,225	96,108	96,108
CHARGES FOR CURRENT SERVICES	50,883	63,631	1,718	1,718
MISCELLANEOUS REVENUES	504	582	0	0
OTHER FINANCING SOURCES	2,782	0	0	0
SPECIAL ITEMS	51,277	56,620	50,909	50,909
TOTAL REVENUES	216,752	212,059	148,735	148,735
EXPENSES				
SALARIES & BENEFITS	95,887	73,650	57,393	57,393
SERVICES & SUPPLIES	17,137	13,584	11,868	11,868
OTHER CHARGES	28,767	24,184	22,183	22,183
SPECIAL ITEMS	74,961	100,641	57,291	57,291
TOTAL EXPENSES	216,752	212,059	148,735	148,735
NET COUNTY (COST)/RETURN	0	0	0	0

DESCRIPTION:

The Maternal Child Health (MCH) program focuses on assessing, planning and implementing coordinated services and care of women of child bearing age, adolescents and children. The services are to use preventative care and education of the Glenn County community as well as collaborating with direct service providers in health care to ensure women of child bearing age and their children are properly cared for. This program is primarily a program of coordination and community collaboration. The Cal Learn and Adolescence and Family Life (AFLP) programs are also included in this budget. The Cal Learn program is a partnership program with Glenn County Human Resource Agency to provide case management for young mothers and to assist them with the resources they will need for their children and to stay in school. The AFLP program also provides case management for young mothers to assist them with the resources they need for their children.

COUNTY OF GLENN
 DETAIL OF FINANCING SOURCES AND FINANCING USES
 GOVERNMENTAL FUNDS
 FISCAL YEAR 2011-12

BUDGET UNIT **01024025 WOMEN, INFANTS & CHILDREN** SCOTT GRUENDL, INTERIM
 FUNCTION HEALTH & SANITATION HEALTH SERVICES DIRECTOR
 ACTIVITY HEALTH

DETAIL BY REVENUE CATEGORY AND EXPENDITURE OBJECT	2009-10 ACTUAL	2010-11 ACTUAL	2011-12 RECOMMENDED BUDGET	2011-12 ADOPTED BUDGET
REVENUES				
INTERGOVERNMENTAL REVENUE	646,968	714,381	837,989	837,989
CHARGES FOR CURRENT SERVICES	13,756	20,558	0	0
MISCELLANEOUS REVENUES	108	405	0	0
OTHER FINANCING SOURCES	2,486	0	0	0
SPECIAL ITEMS	0	15,083	4,474	4,474
TOTAL REVENUES	663,318	750,427	842,463	842,463
EXPENSES				
SALARIES & BENEFITS	420,169	484,602	489,202	489,202
SERVICES & SUPPLIES	144,462	131,129	231,699	231,699
OTHER CHARGES	58,370	79,309	88,040	88,040
FIXED ASSETS	5,840	0	0	0
SPECIAL ITEMS	34,478	55,387	33,522	33,522
TOTAL EXPENSES	663,318	750,427	842,463	842,463
NET COUNTY (COST)/RETURN	0	0	0	0

DESCRIPTION:

This program serves low income, nutritionally at risk pregnant and breastfeeding woman. It provides nutritional services to infants and children up to the age of 5 years. Benefits of this program are supplemental nutritious foods, nutrition and educational counseling and screening and referrals for appropriate services in the community. WIC serves approximately 1,575 women and children in Glenn County per month

COUNTY OF GLENN
 DETAIL OF FINANCING SOURCES AND FINANCING USES
 GOVERNMENTAL FUNDS
 FISCAL YEAR 2011-12

BUDGET UNIT **01024170 CALIFORNIA CHILDREN'S SERVICES** SCOTT GRUENDL, INTERIM
 FUNCTION HEALTH & SANITATION HEALTH SERVICES DIRECTOR
 ACTIVITY CALIFORNIA CHILDREN'S SERVICES

DETAIL BY REVENUE CATEGORY AND EXPENDITURE OBJECT	2009-10 ACTUAL	2010-11 ACTUAL	2011-12 RECOMMENDED BUDGET	2011-12 ADOPTED BUDGET
REVENUES				
INTERGOVERNMENTAL REVENUE	285,142	243,446	248,691	248,691
CHARGES FOR CURRENT SERVICES	32,861	67,271	50,700	50,700
MISCELLANEOUS REVENUES	70,428	42,711	30,670	30,670
OTHER FINANCING SOURCES	1,766	0	0	0
SPECIAL ITEMS	32,024	0	21,082	21,082
TOTAL REVENUES	422,220	353,428	351,143	351,143
EXPENSES				
SALARIES & BENEFITS	168,026	97,632	161,518	161,518
SERVICES & SUPPLIES	21,383	10,767	14,891	14,891
OTHER CHARGES	213,852	159,420	137,110	137,110
SPECIAL ITEMS	18,958	85,609	37,624	37,624
TOTAL EXPENSES	422,220	353,428	351,143	351,143
NET COUNTY (COST)/RETURN	0	0	0	0

DESCRIPTION:

The mission of the California Children's Services (CCS) is to ensure that children and families of children encountering catastrophic illnesses beyond their ability to financially address it will have assistance from the county and the state. Functions performed by this budget unit include but are not limited to counseling with the families, coordination with the families with other funding sources, ensuring that children experiencing such catastrophic illnesses in Glenn County receive services both in their homes and in institutions, or out of the county, as often occurs at specialty treatment centers.

COUNTY OF GLENN
 DETAIL OF FINANCING SOURCES AND FINANCING USES
 GOVERNMENTAL FUNDS
 FISCAL YEAR 2011-12

BUDGET UNIT **01054010 CALIFORNIA WASTE MGMT GRANT** SCOTT GRUENDL, INTERIM
 FUNCTION HEALTH & SANITATION HEALTH SERVICES DIRECTOR
 ACTIVITY HEALTH

DETAIL BY REVENUE CATEGORY AND EXPENDITURE OBJECT	2009-10 ACTUAL	2010-11 ACTUAL	2011-12 RECOMMENDED BUDGET	2011-12 ADOPTED BUDGET
REVENUES				
USE OF MONEY & PROPERTY	47	3	47	47
INTERGOVERNMENTAL REVENUE	14,162	14,166	15,740	15,740
TOTAL REVENUES	14,210	14,169	15,787	15,787
EXPENSES				
OTHER CHARGES	43	36	44	44
OTHER FINANCING USES	14,162	14,165	15,743	15,743
TOTAL EXPENSES	14,205	14,201	15,787	15,787
NET COUNTY (COST)/RETURN	4	(32)	0	0

DESCRIPTION:

This is an accounting budget to allow for the receipt of funds from the California Waste Management grant. These funds are subsequently transferred to the Public Health operating fund where the program is administered.

COUNTY OF GLENN
 DETAIL OF FINANCING SOURCES AND FINANCING USES
 GOVERNMENTAL FUNDS
 FISCAL YEAR 2011-12

BUDGET UNIT **01054011 EMERGENCY PREPAREDNESS GRANT** SCOTT GRUENDL, INTERIM
 FUNCTION HEALTH & SANITATION HEALTH SERVICES DIRECTOR
 ACTIVITY HEALTH

DETAIL BY REVENUE CATEGORY AND EXPENDITURE OBJECT	2009-10 ACTUAL	2010-11 ACTUAL	2011-12 RECOMMENDED BUDGET	2011-12 ADOPTED BUDGET
REVENUES				
USE OF MONEY & PROPERTY	980	377	0	0
INTERGOVERNMENTAL REVENUE	186,888	62,443	119,412	175,112
CHARGES FOR CURRENT SERVICES	0	23,332	0	0
MISCELLANEOUS REVENUES	99	7,356	11,073	11,073
OTHER FINANCING SOURCES	19,332	0	0	0
TOTAL REVENUES	207,300	93,507	130,485	186,185
EXPENSES				
SALARIES & BENEFITS	38,601	0	0	0
SERVICES & SUPPLIES	62,106	32,303	29,137	29,137
OTHER CHARGES	89,185	62,377	73,718	73,718
FIXED ASSETS	0	0	0	55,700
OTHER FINANCING USES	17,407	36,165	27,630	27,630
TOTAL EXPENSES	207,300	130,845	130,485	186,185
NET COUNTY (COST)/RETURN	0	(37,337)	0	0

DESCRIPTION:

The Centers for Disease and California Department of Health Services had Glenn County Health Services assemble an overall plan of action to deal with a potential or real bioterrorism threat from biological, chemical or radiological weapons of mass destruction. Our bioterrorism plan is a part of the existing county disaster plan which utilizes the standardized emergency management system. The plan has continued to evolve as input and recommendations from local, State and Federal participants have been evaluated and incorporated into the plan. The local advisory committee will continue to evaluate the existing plan and proposed modifications as needed to meet the guidelines established in the proposal.

COUNTY OF GLENN
 DETAIL OF FINANCING SOURCES AND FINANCING USES
 GOVERNMENTAL FUNDS
 FISCAL YEAR 2011-12

BUDGET UNIT **01054012 MENTAL HEALTH SERVICES ACT** SCOTT GRUENDL, INTERIM
 FUNCTION HEALTH & SANITATION HEALTH SERVICES DIRECTOR
 ACTIVITY HEALTH

DETAIL BY REVENUE CATEGORY AND EXPENDITURE OBJECT	2009-10 ACTUAL	2010-11 ACTUAL	2011-12 RECOMMENDED BUDGET	2011-12 ADOPTED BUDGET
REVENUES				
USE OF MONEY & PROPERTY	19,473	12,495	0	0
INTERGOVERNMENTAL REVENUE	2,247,438	1,892,713	2,312,337	2,312,337
TOTAL REVENUES	2,266,912	1,905,208	2,312,337	2,312,337
EXPENSES				
OTHER CHARGES	0	3,093	5,447	5,447
OTHER FINANCING USES	2,178,402	2,166,525	2,306,890	2,306,890
TOTAL EXPENSES	2,178,402	2,169,618	2,312,337	2,312,337
NET COUNTY (COST)/RETURN	88,510	(264,410)	0	0

DESCRIPTION:

This is an accounting budget to allow for the receipt of funds from the Mental Health Services Act. These funds are subsequently transferred to the Mental Health department where the program is administered. The passage of Proposition 63 provides the first opportunity in many years for the California Department of Mental Health to provide increased funding, personnel and other resources to support county mental health programs and monitor progress toward statewide goals for children, transition age youth, adults, older adults and families. The Act addresses a broad continuum of prevention, early intervention and service needs and the necessary infrastructure, technology and training elements that will effectively support this system.

COUNTY OF GLENN
 DETAIL OF FINANCING SOURCES AND FINANCING USES
 GOVERNMENTAL FUNDS
 FISCAL YEAR 2011-12

BUDGET UNIT **01054014 SUBSTANCE ABUSE PROP 36** SCOTT GRUENDL, INTERIM
 FUNCTION HEALTH & SANITATION HEALTH SERVICES DIRECTOR
 ACTIVITY HEALTH

DETAIL BY REVENUE CATEGORY AND EXPENDITURE OBJECT	2009-10 ACTUAL	2010-11 ACTUAL	2011-12 RECOMMENDED BUDGET	2011-12 ADOPTED BUDGET
REVENUES				
USE OF MONEY & PROPERTY	28	(1)	0	0
INTERGOVERNMENTAL REVENUE	23,749	0	0	0
CHARGES FOR CURRENT SERVICES	437	0	0	0
MISCELLANEOUS REVENUES	0	0	0	0
TOTAL REVENUES	24,214	(1)	0	0
EXPENSES				
SALARIES & BENEFITS	0	(1)	0	0
SERVICES & SUPPLIES	5,182	0	0	0
OTHER CHARGES	952	0	0	0
OTHER FINANCING USES	18,080	0	0	0
TOTAL EXPENSES	24,214	(1)	0	0
NET COUNTY (COST)/RETURN	0	0	0	0

DESCRIPTION:

Proposition 36 is a required program of all counties. It is a program focused on adults who are first time offenders of the drug statues after July 1, 2002. These individuals are charged in the criminal justice system, assessed for community risk by the Probation Department and, if found eligible, they may accept, receive treatment services for their drug addiction. Services are designed over found levels ranging from educational groups at level 1 through intense treatment in a residential facility at level 4. All citizens including parolees are eligible for these services. The funding is provided by the State general fund and is allocated to the Alcohol & Drug and Probation departments. There are approximately 45-50 clients served by this program.

COUNTY OF GLENN
 DETAIL OF FINANCING SOURCES AND FINANCING USES
 GOVERNMENTAL FUNDS
 FISCAL YEAR 2011-12

BUDGET UNIT **01054015 HOSPITAL PREPAREDNESS GRANT** SCOTT GRUENDL, INTERIM
 FUNCTION HEALTH & SANITATION HEALTH SERVICES DIRECTOR
 ACTIVITY HEALTH

DETAIL BY REVENUE CATEGORY AND EXPENDITURE OBJECT	2009-10 ACTUAL	2010-11 ACTUAL	2011-12 RECOMMENDED BUDGET	2011-12 ADOPTED BUDGET
REVENUES				
USE OF MONEY & PROPERTY	1,222	315	0	0
INTERGOVERNMENTAL REVENUE	144,925	91,317	145,574	154,126
CHARGES FOR CURRENT SERVICES	16,890	0	0	0
MISCELLANEOUS REVENUES	0	78	0	0
TOTAL REVENUES	163,037	91,711	145,574	154,126
EXPENSES				
SALARIES & BENEFITS	0	33,536	34,760	34,760
SERVICES & SUPPLIES	130,827	44,925	98,317	98,317
OTHER CHARGES	16,743	7,878	12,497	12,497
FIXED ASSETS	855	0	0	8,552
OTHER FINANCING USES	14,612	0	0	0
TOTAL EXPENSES	163,037	86,339	145,574	154,126
NET COUNTY (COST)/RETURN	0	5,372	0	0

DESCRIPTION:

The Hospital Preparedness Program (HPP) focuses on the integration of public health and the medical community in achieving capabilities such as interoperable communications systems, real time bed capacity reporting, volunteer registries, and fatality and evacuation management. HPP also focuses on alternate care sites, mobile medical assets, pharmaceutical caches, NIMS compliance, education, training and exercise. This funding allows for purchases and training to benefit the local medical community and the hospital. This budget unit was established due to the State cancelling all regional contracts with Nor-Cal EMS.

COUNTY OF GLENN
 DETAIL OF FINANCING SOURCES AND FINANCING USES
 GOVERNMENTAL FUNDS
 FISCAL YEAR 2011-12

BUDGET UNIT **01054016 HEALTH CDC H1N1 INFLUENZA** SCOTT GRUENDL, INTERIM
 FUNCTION HEALTH & SANITATION HEALTH SERVICES DIRECTOR
 ACTIVITY HEALTH

DETAIL BY REVENUE CATEGORY AND EXPENDITURE OBJECT	2009-10 ACTUAL	2010-11 ACTUAL	2011-12 RECOMMENDED BUDGET	2011-12 ADOPTED BUDGET
REVENUES				
USE OF MONEY & PROPERTY	0	597	0	0
INTERGOVERNMENTAL REVENUE	292,212	0	0	0
CHARGES FOR CURRENT SERVICES	0	8,492	0	0
TOTAL REVENUES	292,212	9,089	0	0
EXPENSES				
SALARIES & BENEFITS	61,130	2,382	0	0
SERVICES & SUPPLIES	68,481	2,730	0	0
OTHER CHARGES	31,832	1,718	0	0
OTHER FINANCING USES	130,770	2,258	0	0
TOTAL EXPENSES	292,212	9,089	0	0
NET COUNTY (COST)/RETURN	0	0	0	0

DESCRIPTION:

The Health Services Agency received special funding to administer a vaccination program to supply H1N1 influenza vaccinations within the County.

COUNTY OF GLENN
 DETAIL OF FINANCING SOURCES AND FINANCING USES
 GOVERNMENTAL FUNDS
 FISCAL YEAR 2011-12

BUDGET UNIT **01054017 HEALTH HPP H1N1 INFLUENZA** SCOTT GRUENDL, INTERIM
 FUNCTION HEALTH & SANITATION HEALTH SERVICES DIRECTOR
 ACTIVITY HEALTH

DETAIL BY REVENUE CATEGORY AND EXPENDITURE OBJECT	2009-10 ACTUAL	2010-11 ACTUAL	2011-12 RECOMMENDED BUDGET	2011-12 ADOPTED BUDGET
REVENUES				
USE OF MONEY & PROPERTY	34	0	0	0
INTERGOVERNMENTAL REVENUE	14,193	0	0	0
TOTAL REVENUES	14,227	0	0	0
EXPENSES				
SERVICES & SUPPLIES	11,359	0	0	0
OTHER CHARGES	2,868	0	0	0
TOTAL EXPENSES	14,227	0	0	0
NET COUNTY (COST)/RETURN	0	0	0	0

DESCRIPTION:

The Health Services Agency received special funding to administer a vaccination program to supply H1N1 influenza vaccinations within the County.

COUNTY OF GLENN
 DETAIL OF FINANCING SOURCES AND FINANCING USES
 GOVERNMENTAL FUNDS
 FISCAL YEAR 2011-12

BUDGET UNIT **01054020 SUPERIOR REG WORKFORCE EDUCATION** SCOTT GRUENDL, INTERIM
 FUNCTION HEALTH & SANITATION HEALTH SERVICES DIRECTOR
 ACTIVITY HEALTH

DETAIL BY REVENUE CATEGORY AND EXPENDITURE OBJECT	2009-10 ACTUAL	2010-11 ACTUAL	2011-12 RECOMMENDED BUDGET	2011-12 ADOPTED BUDGET
REVENUES				
USE OF MONEY & PROPERTY	13,244	8,489	0	0
INTERGOVERNMENTAL REVENUE	47,559	63,425	600,000	600,000
TOTAL REVENUES	60,802	71,914	600,000	600,000
EXPENSES				
SERVICES & SUPPLIES	60,802	71,914	600,000	600,000
TOTAL EXPENSES	60,802	71,914	600,000	600,000
NET COUNTY (COST)/RETURN	0	0	0	0

DESCRIPTION:

The Regional Workforce Education and Training Partnership is a regional partnership funded by the Mental Health Services Act (MHSA). Glenn County acts as a pass through agency for fifteen northern California Counties. This MHSA program provides funding for the education and training of the mental health workforce. Training will cover wellness and recovery concepts, provide direct training in MHSA, provide technical assistance in the transformation of mental health, and provide for collaborative development.

COUNTY OF GLENN
 DETAIL OF FINANCING SOURCES AND FINANCING USES
 GOVERNMENTAL FUNDS
 FISCAL YEAR 2011-12

BUDGET UNIT **01054025 HEALTH WIC ADVANCE**
 FUNCTION HEALTH & SANITATION
 ACTIVITY HEALTH

SCOTT GRUENDL, INTERIM
 HEALTH SERVICES DIRECTOR

DETAIL BY REVENUE CATEGORY AND EXPENDITURE OBJECT	2009-10 ACTUAL	2010-11 ACTUAL	2011-12 RECOMMENDED BUDGET	2011-12 ADOPTED BUDGET
REVENUES				
USE OF MONEY & PROPERTY	1	1	0	0
TOTAL REVENUES	1	1	0	0
NET COUNTY (COST)/RETURN	1	1	0	0

DESCRIPTION:

The Health WIC Advance was established to track revenues received for the Women, Infants and Children program.

COUNTY OF GLENN
 DETAIL OF FINANCING SOURCES AND FINANCING USES
 GOVERNMENTAL FUNDS
 FISCAL YEAR 2011-12

BUDGET UNIT **01054045 MOSQUITO ABATEMENT ASSMT AREA** SCOTT GRUENDL, INTERIM
 FUNCTION HEALTH & SANITATION HEALTH SERVICES DIRECTOR
 ACTIVITY HEALTH

DETAIL BY REVENUE CATEGORY AND EXPENDITURE OBJECT	2009-10 ACTUAL	2010-11 ACTUAL	2011-12 RECOMMENDED BUDGET	2011-12 ADOPTED BUDGET
REVENUES				
USE OF MONEY & PROPERTY	950	320	744	744
CHARGES FOR CURRENT SERVICES	188,350	179,908	170,000	170,000
MISCELLANEOUS REVENUES	0	6	0	0
TOTAL REVENUES	189,301	180,234	170,744	170,744
EXPENSES				
SERVICES & SUPPLIES	183,946	162,604	154,354	154,354
OTHER CHARGES	6,470	6,893	16,390	16,390
TOTAL EXPENSES	190,416	169,497	170,744	170,744
NET COUNTY (COST)/RETURN	(1,115)	10,737	0	0

DESCRIPTION:

The Mosquito Abatement Assessment Area will provide mosquito and disease control services within the designated service area. The current annual assessment is collected and will be used to provide the services. An annual audit and report to the Board of Supervisors will be presented.

COUNTY OF GLENN
 DETAIL OF FINANCING SOURCES AND FINANCING USES
 GOVERNMENTAL FUNDS
 FISCAL YEAR 2011-12

BUDGET UNIT **01015090 AID TO INDIGENTS** SCOTT GRUENDL
 FUNCTION PUBLIC ASSISTANCE HUMAN RESOURCE DIRECTOR
 ACTIVITY GENERAL RELIEF

DETAIL BY REVENUE CATEGORY AND EXPENDITURE OBJECT	2009-10 ACTUAL	2010-11 ACTUAL	2011-12 RECOMMENDED BUDGET	2011-12 ADOPTED BUDGET
REVENUES				
LICENSES & PERMITS	322	304	300	300
INTERGOVERNMENTAL REVENUE	21,704	16,584	15,000	15,000
CHARGES FOR CURRENT SERVICES	0	0	100	100
MISCELLANEOUS REVENUES	0	81	500	500
TOTAL REVENUES	22,026	16,969	15,900	15,900
EXPENSES				
SERVICES & SUPPLIES	13,407	11,326	15,000	15,000
OTHER CHARGES	74,457	88,102	100,000	100,000
TOTAL EXPENSES	87,864	99,428	115,000	115,000
NET COUNTY (COST)/RETURN	(65,838)	(82,459)	(99,100)	(99,100)

DESCRIPTION:

General Assistance is a program required under §17000-17409 of the California Welfare and Institutions Code. This program provides support for needy adult residents without dependent children who are not supported by their own means, by relatives or friends, by federal or state funding, or other private sources. The department works aggressively with all aid recipients to move them either to self-sufficiency or to a more appropriate aid program

COUNTY OF GLENN
 DETAIL OF FINANCING SOURCES AND FINANCING USES
 GOVERNMENTAL FUNDS
 FISCAL YEAR 2011-12

BUDGET UNIT **01015180 VETERAN'S SERVICE OFFICER** BRANDON THOMPSON
 FUNCTION PUBLIC ASSISTANCE CHIEF PROBATION OFFICER
 ACTIVITY VETERAN'S SERVICES

DETAIL BY REVENUE CATEGORY AND EXPENDITURE OBJECT	2009-10 ACTUAL	2010-11 ACTUAL	2011-12 RECOMMENDED BUDGET	2011-12 ADOPTED BUDGET
REVENUES				
INTERGOVERNMENTAL REVENUE	17,125	16,773	16,886	16,886
CHARGES FOR CURRENT SERVICES	7	0	0	0
MISCELLANEOUS REVENUES	13	0	0	0
TOTAL REVENUES	17,146	16,773	16,886	16,886
EXPENSES				
SALARIES & BENEFITS	31,625	29,753	36,929	36,929
SERVICES & SUPPLIES	5,488	5,728	7,835	11,335
OTHER CHARGES	749	6,721	2,041	1,689
TOTAL EXPENSES	37,862	42,202	46,805	49,953
NET COUNTY (COST)/RETURN	(20,716)	(25,429)	(29,919)	(33,067)

DESCRIPTION:

This office administers a County program designed to assist veterans and their widows or dependents. More specifically, it makes available to veterans counseling on problems regarding resources and vocational education, financial, legal and medical rights available to veterans. Furthermore, this office obtains and compiles documents to support claims and forwards them to the appropriate agencies for processing.

COUNTY OF GLENN
 DETAIL OF FINANCING SOURCES AND FINANCING USES
 GOVERNMENTAL FUNDS
 FISCAL YEAR 2011-12

BUDGET UNIT **01025010 SOCIAL SERVICE ADMINISTRATION** SCOTT GRUENDL
 FUNCTION PUBLIC ASSISTANCE HUMAN RESOURCE DIRECTOR
 ACTIVITY ADMINISTRATION

DETAIL BY REVENUE CATEGORY AND EXPENDITURE OBJECT	2009-10 ACTUAL	2010-11 ACTUAL	2011-12 RECOMMENDED BUDGET	2011-12 ADOPTED BUDGET
REVENUES				
INTERGOVERNMENTAL REVENUE	9,281,922	8,947,567	11,563,712	11,563,712
CHARGES FOR CURRENT SERVICES	80,228	58,439	54,699	54,699
MISCELLANEOUS REVENUES	13,857	10,567	0	0
OTHER FINANCING SOURCES	73,126	208,001	105,000	105,000
TOTAL REVENUES	9,449,132	9,224,574	11,723,411	11,723,411
EXPENSES				
SALARIES & BENEFITS	4,162,550	4,196,707	5,498,140	5,498,140
SERVICES & SUPPLIES	931,192	1,029,346	1,420,122	1,409,122
OTHER CHARGES	4,268,141	4,000,021	4,625,149	4,630,149
FIXED ASSETS	87,249	0	180,000	180,000
OTHER FINANCING USES	0	0	0	6,000
TOTAL EXPENSES	9,449,132	9,226,074	11,723,411	11,723,411
NET COUNTY (COST)/RETURN	0	(1,500)	0	0

DESCRIPTION:

The Social Services division continues to meet the challenge of providing administration for a wide variety of mandated programs. These programs impact many citizens within the county with emphasis on the most vulnerable – children and the elderly. Whether it is the handling of reports of abuse, neglect, exploitation of children or dependent adults, providing in-home support for adults (enabling them to stay in their homes), qualifying children for medical care or offering direct cash aid, the division’s administrative case worker team provides a vital public service.

COUNTY OF GLENN
 DETAIL OF FINANCING SOURCES AND FINANCING USES
 GOVERNMENTAL FUNDS
 FISCAL YEAR 2011-12

BUDGET UNIT **01025011 IHSS PROVIDERS** SCOTT GRUENDL
 FUNCTION PUBLIC ASSISTANCE HUMAN RESOURCE DIRECTOR
 ACTIVITY AID PROGRAMS

DETAIL BY REVENUE CATEGORY AND EXPENDITURE OBJECT	2009-10 ACTUAL	2010-11 ACTUAL	2011-12 RECOMMENDED BUDGET	2011-12 ADOPTED BUDGET
REVENUES				
INTERGOVERNMENTAL REVENUE	705,458	773,543	985,000	985,000
TOTAL REVENUES	705,458	773,543	985,000	985,000
EXPENSES				
SERVICES & SUPPLIES	705,458	773,543	985,000	985,000
TOTAL EXPENSES	705,458	773,543	985,000	985,000
 NET COUNTY (COST)/RETURN	 0	 0	 0	 0

DESCRIPTION:

The IHSS program provides a cost effective alternative for adults with medical challenges who would otherwise be forced from their homes into institutional facilities. The local share of this program has held steady as compared against last fiscal year. This cost stability has been achieved as a result of qualifying a larger portion of the caseload for federal funding.

COUNTY OF GLENN
 DETAIL OF FINANCING SOURCES AND FINANCING USES
 GOVERNMENTAL FUNDS
 FISCAL YEAR 2011-12

BUDGET UNIT **01025012 ECF EMERGENCY CONTINGENCY** SCOTT GRUENDL
 FUNCTION PUBLIC ASSISTANCE HUMAN RESOURCE DIRECTOR
 ACTIVITY AID PROGRAMS

DETAIL BY REVENUE CATEGORY AND EXPENDITURE OBJECT	2009-10 ACTUAL	2010-11 ACTUAL	2011-12 RECOMMENDED BUDGET	2011-12 ADOPTED BUDGET
REVENUES				
INTERGOVERNMENTAL REVENUE	526,221	453,294	0	0
MISCELLANEOUS REVENUES	0	3,008	0	0
TOTAL REVENUES	526,221	456,302	0	0
EXPENSES				
SALARIES & BENEFITS	172,001	125,665	0	0
SERVICES & SUPPLIES	354,220	330,637	0	0
TOTAL EXPENSES	526,221	456,302	0	0
NET COUNTY (COST)/RETURN	0	0	0	0

DESCRIPTION:

The ECF (Emergency Contingency Fund) program was created by Congress as a part of the American Recovery and Reinvestment Act of 2009 (ARRA). As part of ARRA, funding was given each state to assist with the financial impact of the economic downturn. The ARRA/TANF ECF program provided funds to states for costs associated with increased public assistance expenditures, to fund 80% of a short-term subsidized employment program and/or to provide monies for non-recurring short term benefits for those individuals who met income/program qualifications. In California, the ARRA/TANF ECF program was administered by the California Dept. of Social Services through each of the 58 county social services departments. In Glenn County, ECF funds provided funds for a subsidized employment program for those individuals who met income and other program qualifications. The ECF program ended in September, 2010.

COUNTY OF GLENN
 DETAIL OF FINANCING SOURCES AND FINANCING USES
 GOVERNMENTAL FUNDS
 FISCAL YEAR 2011-12

BUDGET UNIT **01025020 CALWORKS ASSISTANCE** SCOTT GRUENDL
 FUNCTION PUBLIC ASSISTANCE HUMAN RESOURCE DIRECTOR
 ACTIVITY AID PROGRAMS

DETAIL BY REVENUE CATEGORY AND EXPENDITURE OBJECT	2009-10 ACTUAL	2010-11 ACTUAL	2011-12 RECOMMENDED BUDGET	2011-12 ADOPTED BUDGET
REVENUES				
INTERGOVERNMENTAL REVENUE	3,089,935	3,079,361	3,307,500	3,307,500
MISCELLANEOUS REVENUES	6,706	12,521	0	0
OTHER FINANCING SOURCES	35,083	25,161	92,500	92,500
TOTAL REVENUES	3,131,724	3,117,043	3,400,000	3,400,000
EXPENSES				
OTHER CHARGES	3,131,724	3,117,043	3,400,000	3,400,000
TOTAL EXPENSES	3,131,724	3,117,043	3,400,000	3,400,000
 NET COUNTY (COST)/RETURN	 0	 0	 0	 0

DESCRIPTION:

The CalWorks assistance program provides income support to needy households with children. Program requirements are set forth by both the federal and state government. Funding for this program is based on caseload. The budget reflects the same proposed expenditure level for this activity that was budgeted in the previous fiscal year. Although great efforts have been made in moving CalWorks recipients to employment, current economic factors may result in an increased caseload.

COUNTY OF GLENN
 DETAIL OF FINANCING SOURCES AND FINANCING USES
 GOVERNMENTAL FUNDS
 FISCAL YEAR 2011-12

BUDGET UNIT **01025030 FOSTER CARE ASSISTANCE** SCOTT GRUENDL
 FUNCTION PUBLIC ASSISTANCE HUMAN RESOURCE DIRECTOR
 ACTIVITY AID PROGRAMS

DETAIL BY REVENUE CATEGORY AND EXPENDITURE OBJECT	2009-10 ACTUAL	2010-11 ACTUAL	2011-12 RECOMMENDED BUDGET	2011-12 ADOPTED BUDGET
REVENUES				
FINES, FORFEITURES & PENALTIES	4,183	3,490	0	0
INTERGOVERNMENTAL REVENUE	1,140,257	887,201	1,628,094	1,628,094
MISCELLANEOUS REVENUES	9,966	24,307	0	0
OTHER FINANCING SOURCES	110,322	134,981	126,031	126,031
TOTAL REVENUES	1,264,728	1,049,979	1,754,125	1,754,125
EXPENSES				
OTHER CHARGES	1,264,728	1,049,979	1,754,125	1,754,125
TOTAL EXPENSES	1,264,728	1,049,979	1,754,125	1,754,125
 NET COUNTY (COST)/RETURN	 0	 0	 0	 0

DESCRIPTION:

Foster Care assistance is a highly volatile program with regard to costs. One child needing a “high-level” group home placement can adversely fiscally impact this program. The program is governed by caseload and associated federal and state regulations.

The general fund contribution for this program has decreased over the years. Although the Human Resource Agency continues to be actively involved in exploring and implementing avenues to hold these costs steady over the coming years, there are a rising number of parents who fall above the Federal income thresholds, resulting in a decrease of Federal Foster Care reimbursement. The net result of this trend is that the County is now responsible for approximately 40% of the overall cost of Foster Care.

COUNTY OF GLENN
 DETAIL OF FINANCING SOURCES AND FINANCING USES
 GOVERNMENTAL FUNDS
 FISCAL YEAR 2011-12

BUDGET UNIT **01025280 AID TO ADOPTIONS ASSISTANCE** SCOTT GRUENDL
 FUNCTION PUBLIC ASSISTANCE HUMAN RESOURCE DIRECTOR
 ACTIVITY AID PROGRAMS

DETAIL BY REVENUE CATEGORY AND EXPENDITURE OBJECT	2009-10 ACTUAL	2010-11 ACTUAL	2011-12 RECOMMENDED BUDGET	2011-12 ADOPTED BUDGET
REVENUES				
INTERGOVERNMENTAL REVENUE	949,633	1,166,653	1,200,000	1,200,000
MISCELLANEOUS REVENUES	6,224	6,218	0	0
TOTAL REVENUES	955,857	1,172,871	1,200,000	1,200,000
EXPENSES				
OTHER CHARGES	955,857	1,172,871	1,200,000	1,200,000
TOTAL EXPENSES	955,857	1,172,871	1,200,000	1,200,000
NET COUNTY (COST)/RETURN	0	0	0	0

DESCRIPTION:

Changes in the Child Welfare program mandate that children who are not able to return to their family be moved into permanent living arrangements whenever possible. As these mandates are met, the number of adoptive placements increases. The County has little control over these costs as they are set by the State Adoptions staff.

COUNTY OF GLENN
 DETAIL OF FINANCING SOURCES AND FINANCING USES
 GOVERNMENTAL FUNDS
 FISCAL YEAR 2011-12

BUDGET UNIT **01050347 CALWORKS INCENTIVE** SCOTT GRUENDL
 FUNCTION PUBLIC ASSISTANCE HUMAN RESOURCE DIRECTOR
 ACTIVITY ADMINISTRATION

DETAIL BY REVENUE CATEGORY AND EXPENDITURE OBJECT	2009-10 ACTUAL	2010-11 ACTUAL	2011-12 RECOMMENDED BUDGET	2011-12 ADOPTED BUDGET
REVENUES				
USE OF MONEY & PROPERTY	1,968	1,268	500	500
TOTAL REVENUES	1,968	1,268	500	500
EXPENSES				
OTHER FINANCING USES	0	137,015	50,000	50,000
TOTAL EXPENSES	0	137,015	50,000	50,000
NET COUNTY (COST)/RETURN	1,968	(135,747)	(49,500)	(49,500)

DESCRIPTION:

CalWorks Incentive program is one in which Glenn County has received federal funds through the California Department of Social Services as a result of the county's efforts to reduce cash aided cases. Incentive funds can only be used for five expenditure purposes, three of these purposes are directly linked to providing direct services to the needy, while two of the purposes are generally for preventing reliance on public assistance.

COUNTY OF GLENN
 DETAIL OF FINANCING SOURCES AND FINANCING USES
 GOVERNMENTAL FUNDS
 FISCAL YEAR 2011-12

BUDGET UNIT **01055011 IHSS PUBLIC AUTHORITY** SCOTT GRUENDL
 FUNCTION PUBLIC ASSISTANCE HUMAN RESOURCE DIRECTOR
 ACTIVITY ADMINISTRATION

DETAIL BY REVENUE CATEGORY AND EXPENDITURE OBJECT	2009-10 ACTUAL	2010-11 ACTUAL	2011-12 RECOMMENDED BUDGET	2011-12 ADOPTED BUDGET
REVENUES				
USE OF MONEY & PROPERTY	133	182	0	0
INTERGOVERNMENTAL REVENUE	192,518	179,649	282,816	282,816
CHARGES FOR CURRENT SERVICES	26,428	42,087	35,575	35,575
TOTAL REVENUES	219,079	221,918	318,391	318,391
EXPENSES				
SERVICES & SUPPLIES	218,961	221,918	318,391	318,391
OTHER CHARGES	119	0	0	0
TOTAL EXPENSES	219,079	221,918	318,391	318,391
NET COUNTY (COST)/RETURN	0	0	0	0

DESCRIPTION:

California Welfare and Institutions Code allows for counties to establish a public authority for the administration of the provider components of the IHSS program. Glenn County has elected to establish such an authority for this purpose. The Authority contacts with the Glenn County Human Resource Agency for administrative support.

COUNTY OF GLENN
 DETAIL OF FINANCING SOURCES AND FINANCING USES
 GOVERNMENTAL FUNDS
 FISCAL YEAR 2011-12

BUDGET UNIT **01055012 STUART/WALTER JOHNSON GRANT** SCOTT GRUENDL
 FUNCTION PUBLIC ASSISTANCE HUMAN RESOURCE DIRECTOR
 ACTIVITY ADMINISTRATION

DETAIL BY REVENUE CATEGORY AND EXPENDITURE OBJECT	2009-10 ACTUAL	2010-11 ACTUAL	2011-12 RECOMMENDED BUDGET	2011-12 ADOPTED BUDGET
REVENUES				
USE OF MONEY & PROPERTY	135	82	0	32
CHARGES FOR CURRENT SERVICES	27,500	27,500	0	0
TOTAL REVENUES	27,635	27,582	0	32
EXPENSES				
SERVICES & SUPPLIES	0	0	27,000	0
OTHER CHARGES	27,002	36,833	0	12,400
TOTAL EXPENSES	27,002	36,833	27,000	12,400
NET COUNTY (COST)/RETURN	633	(9,251)	(27,000)	(12,368)

DESCRIPTION:

The Stuart Foundation Grant is the designation given to the HRA's family-to-family grant program. This effort is a privately financed foster child/family/foster parent support activity. Funding is provided by several philanthropic organizations including the Stuart Foundation, the Casey Foundation, the Walter S. Johnson Foundation, the Hewlett Foundation and the Schwab Foundation.

COUNTY OF GLENN
 DETAIL OF FINANCING SOURCES AND FINANCING USES
 GOVERNMENTAL FUNDS
 FISCAL YEAR 2011-12

BUDGET UNIT **01016040 COUNTY LIBRARY**
 FUNCTION EDUCATION
 ACTIVITY LIBRARY SERVICES

BOARD OF SUPERVISORS

DETAIL BY REVENUE CATEGORY AND EXPENDITURE OBJECT	2009-10 ACTUAL	2010-11 ACTUAL	2011-12 RECOMMENDED BUDGET	2011-12 ADOPTED BUDGET
REVENUES				
MISCELLANEOUS REVENUES	2,666	0	0	0
TOTAL REVENUES	2,666	0	0	0
EXPENSES				
OTHER CHARGES	138,042	138,295	139,381	139,381
TOTAL EXPENSES	138,042	138,295	139,381	139,381
NET COUNTY (COST)/RETURN	(135,376)	(138,295)	(139,381)	(139,381)

DESCRIPTION:

The County has provided funding in the amount of \$138,042 for library services within the County. A-87 cost allocation charges for fiscal year 2011-12 are \$1,339. The miscellaneous revenue in fiscal year 2009-10 is due to a rebate of countywide A-87 cost allocation charges.

COUNTY OF GLENN
 DETAIL OF FINANCING SOURCES AND FINANCING USES
 GOVERNMENTAL FUNDS
 FISCAL YEAR 2011-12

BUDGET UNIT **01016050 COOPERATIVE EXTENSION** BILL KRUEGER
 FUNCTION EDUCATION COUNTY DIRECTOR
 ACTIVITY AGRICULTURAL EDUCATION

DETAIL BY REVENUE CATEGORY AND EXPENDITURE OBJECT	2009-10 ACTUAL	2010-11 ACTUAL	2011-12 RECOMMENDED BUDGET	2011-12 ADOPTED BUDGET
REVENUES				
CHARGES FOR CURRENT SERVICES	4,905	3,892	0	0
MISCELLANEOUS REVENUES	5,588	8,968	4,000	4,000
TOTAL REVENUES	10,494	12,860	4,000	4,000
EXPENSES				
SALARIES & BENEFITS	154,297	151,771	151,328	151,328
SERVICES & SUPPLIES	37,949	32,475	30,693	39,564
OTHER CHARGES	56,114	62,072	66,455	57,584
TOTAL EXPENSES	248,360	246,319	248,476	248,476
NET COUNTY (COST)/RETURN	(237,866)	(233,458)	(244,476)	(244,476)

DESCRIPTION:

The University of California Cooperative Extension in Glenn County is part of a statewide system that provides research-based information, outreach and educational support to the residents of Glenn County. Cooperative Extension works in partnership with Glenn County under a memorandum of understanding which details each partner's contribution. The University provides advisors and program representatives that conduct programs in youth development, pomology, dairy, food stamp nutrition education and agronomy. Additional services provided include education related to rice, vine seeds, tomatoes, irrigation and water resources, livestock and range, strawberry nursery production, youth development and family and consumer sciences. The department serves as a resource for other agencies and provides information to commodity advisory committees and task forces.

COUNTY OF GLENN
 DETAIL OF FINANCING SOURCES AND FINANCING USES
 GOVERNMENTAL FUNDS
 FISCAL YEAR 2011-12

BUDGET UNIT **01906020 SUPERINTENDENT OF SCHOOLS** TRACEY QUARNE
 FUNCTION EDUCATION SUPERINTENDENT OF SCHOOLS
 ACTIVITY SCHOOL ADMINISTRATION

DETAIL BY REVENUE CATEGORY AND EXPENDITURE OBJECT	2009-10 ACTUAL	2010-11 ACTUAL	2011-12 RECOMMENDED BUDGET	2011-12 ADOPTED BUDGET
REVENUES				
TAXES	159,435	156,193	153,000	153,000
USE OF MONEY & PROPERTY	2,685	1,856	1,100	1,100
INTERGOVERNMENTAL REVENUE	2,383	1,956	2,000	2,000
TOTAL REVENUES	164,504	160,005	156,100	156,100
EXPENSES				
OTHER FINANCING USES	153,055	151,817	154,355	154,355
TOTAL EXPENSES	153,055	151,817	154,355	154,355
NET COUNTY (COST)/RETURN	11,449	8,187	1,745	1,745

DESCRIPTION:

This fund is financed with a portion of the ad-valorem property tax revenues and is used to pay a long-term loan payment on the Glenn County Office of Education administration facility.

This Page Intentionally Left Blank

COUNTY OF GLENN
 DETAIL OF FINANCING SOURCES AND FINANCING USES
 GOVERNMENTAL FUNDS
 FISCAL YEAR 2011-12

BUDGET UNIT **01811137 COE INSTALL PURCHASE PYMT** STANLEY T. ROZMARYN
 FUNCTION DEBT SERVICE DIRECTOR OF FINANCE
 ACTIVITY RETIREMENT OF LONG-TERM DEBT

DETAIL BY REVENUE CATEGORY AND EXPENDITURE OBJECT	2009-10 ACTUAL	2010-11 ACTUAL	2011-12 RECOMMENDED BUDGET	2011-12 ADOPTED BUDGET
REVENUES				
OTHER FINANCING SOURCES	153,055	151,817	154,355	154,355
TOTAL REVENUES	153,055	151,817	154,355	154,355
EXPENSES				
OTHER CHARGES	138,900	137,662	140,200	140,200
TOTAL EXPENSES	138,900	137,662	140,200	140,200
NET COUNTY (COST)/RETURN	14,155	14,155	14,155	14,155

DESCRIPTION:

This account was established to record the long term loan payments of the Office of Education administration building loan.

COUNTY OF GLENN
 DETAIL OF FINANCING SOURCES AND FINANCING USES
 GOVERNMENTAL FUNDS
 FISCAL YEAR 2011-12

BUDGET UNIT **01811140 PPWA PERMIT CENTER DEBT** STANLEY T. ROZMARYN
 FUNCTION DEBT SERVICE DIRECTOR OF FINANCE
 ACTIVITY RETIREMENT OF LONG-TERM DEBT

DETAIL BY REVENUE CATEGORY AND EXPENDITURE OBJECT	2009-10 ACTUAL	2010-11 ACTUAL	2011-12 RECOMMENDED BUDGET	2011-12 ADOPTED BUDGET
REVENUES				
CHARGES FOR CURRENT SERVICES	12,913	0	12,914	12,914
TOTAL REVENUES	12,913	0	12,914	12,914
EXPENSES				
OTHER CHARGES	12,913	0	12,914	12,914
TOTAL EXPENSES	12,913	0	12,914	12,914
NET COUNTY (COST)/RETURN	0	0	0	0

DESCRIPTION:

This account was established to record the long term loan payments for the purchase of permit software used by the Planning and Public Works Agency.

COUNTY OF GLENN
 DETAIL OF FINANCING SOURCES AND FINANCING USES
 GOVERNMENTAL FUNDS
 FISCAL YEAR 2011-12

BUDGET UNIT **01811145 JUVENILE HALL DEBT SERVICE** STANLEY T. ROZMARYN
 FUNCTION DEBT SERVICE DIRECTOR OF FINANCE
 ACTIVITY RETIREMENT OF LONG-TERM DEBT

DETAIL BY REVENUE CATEGORY AND EXPENDITURE OBJECT	2009-10 ACTUAL	2010-11 ACTUAL	2011-12 RECOMMENDED BUDGET	2011-12 ADOPTED BUDGET
REVENUES				
OTHER FINANCING SOURCES	45,989	45,989	45,991	45,991
TOTAL REVENUES	45,989	45,989	45,991	45,991
EXPENSES				
OTHER CHARGES	45,989	45,989	45,991	45,991
TOTAL EXPENSES	45,989	45,989	45,991	45,991
NET COUNTY (COST)/RETURN	0	0	0	0

DESCRIPTION:

This account was established to record the long term loan payments for the construction of the Juvenile Hall facility.

COUNTY OF GLENN
 DETAIL OF FINANCING SOURCES AND FINANCING USES
 GOVERNMENTAL FUNDS
 FISCAL YEAR 2011-12

BUDGET UNIT **01811146 TOSHIBA PHONE SYSTEM** STANLEY T. ROZMARYN
 FUNCTION DEBT SERVICE DIRECTOR OF FINANCE
 ACTIVITY RETIREMENT OF LONG-TERM DEBT

DETAIL BY REVENUE CATEGORY AND EXPENDITURE OBJECT	2009-10 ACTUAL	2010-11 ACTUAL	2011-12 RECOMMENDED BUDGET	2011-12 ADOPTED BUDGET
REVENUES				
MISCELLANEOUS REVENUES	26,602	21,281	21,281	21,281
TOTAL REVENUES	26,602	21,281	21,281	21,281
EXPENSES				
OTHER CHARGES	21,281	21,281	21,281	21,281
TOTAL EXPENSES	21,281	21,281	21,281	21,281
NET COUNTY (COST)/RETURN	5,320	0	0	0

DESCRIPTION:

This account was established to record the long term loan payments for the lease of a new telephone system for the core County departments.

COUNTY OF GLENN
 DETAIL OF FINANCING SOURCES AND FINANCING USES
 GOVERNMENTAL FUNDS
 FISCAL YEAR 2011-12

BUDGET UNIT **01017020 CONTINGENCY**
 FUNCTION CONTINGENCY
 ACTIVITY CONTINGENCY

BOARD OF SUPERVISORS

DETAIL BY REVENUE CATEGORY AND EXPENDITURE OBJECT	2009-10 ACTUAL	2010-11 ACTUAL	2011-12 RECOMMENDED BUDGET	2011-12 ADOPTED BUDGET
EXPENSES				
CONTINGENCY	0	0	200,000	200,000
TOTAL EXPENSES	0	0	200,000	200,000
NET COUNTY (COST)/RETURN	0	0	(200,000)	(200,000)

DESCRIPTION:

The contingency fund, by definition, should only be used for unforeseen expenditures and emergencies. All requests for Contingency funds must be approved by a 4/5 vote of the Board of Supervisors. Requests for amounts in excess of \$100 will require the Department Head to appear before the Board. All requests for Contingency will be accompanied by a staff report from the requesting department indicating: a) The circumstances surrounding the unforeseen expenditure or emergency; b) Any mandates that are required that cannot be met if the request is not granted; c) All alternative revenue sources available to the Department head, including grants, trust revenue, and unanticipated revenue; d) Reasons why other appropriations and revenue sources cannot be transferred to address this need.

This Page Intentionally Left Blank

COUNTY OF GLENN
 OPERATION OF INTERNAL SERVICE FUND
 FISCAL YEAR 2011-12

BUDGET UNIT **02190000 SERVICE CENTER EQUIPMENT RESERVE**
 FUNCTION GENERAL GOVERNMENT
 ACTIVITY OTHER GENERAL
 JOHN LINHART
 PLANNING & PUBLIC WORKS
 AGENCY DIRECTOR

OPERATING DETAIL	2009-10 ACTUAL	2010-11 ACTUAL	2011-12 RECOMMENDED BUDGET	2011-12 ADOPTED BUDGET
OPERATING REVENUES				
MISCELLANEOUS REVENUES	357,919	362,992	348,296	348,296
TOTAL OPERATING REVENUES	357,919	362,992	348,296	348,296
OPERATING EXPENSES				
SALARIES & BENEFITS	0	0	0	0
SERVICES & SUPPLIES	0	0	0	0
OTHER CHARGES	12,377	12,560	15,172	15,172
DEPRECIATION	199,389	128,062	371,120	371,120
TOTAL OPERATING EXPENSES	211,766	140,622	386,292	386,292
OPERATING INCOME/(LOSS)	146,153	222,370	(37,996)	(37,996)
NON-OPERATING REVENUES/(EXPENSES)				
INTEREST INCOME	7,577	4,270	2,022	2,022
INTEREST EXPENSE	(2,321)	(1,608)	(997)	(997)
GAIN (LOSS) ON SALE OF FIXED ASSETS	0	0	25,000	25,000
TOTAL NON-OPERATING REVENUES/(EXPENSES)	5,256	2,661	26,025	26,025
INCOME BEFORE CAPITAL CONTRIBUTIONS AND TRANSFERS	151,409	225,032	(11,971)	(11,971)
CAPITAL CONTRIBUTIONS	0	0	0	0
TRANSFERS IN/(OUT)	(131,838)	(284,675)	(45,000)	(245,000)
CHANGE IN NET ASSETS	19,571	(59,644)	(56,971)	(256,971)
NET ASSETS - BEGINNING BALANCE	1,318,907	1,338,478	1,278,834	1,278,834
NET ASSETS - ENDING BALANCE	1,338,478	1,278,834	1,221,863	1,021,863
MEMO: CAPITAL ASSETS	211,378	214,044	569,700	569,700

DESCRIPTION:

A vehicle replacement program determines the replacement date for fleet vehicles. The criteria for vehicle replacement include age, mileage usage and maintenance costs. Replacement values are recovered the same as operations and maintenance on a per-mile fee charge based on a minimum of 600 miles per month. The fee structure is evaluated annually to reflect the current replacement costs of the class of vehicle. The Board of Supervisors must approve all replacement and additional fleet vehicles. Departments or agencies adding vehicles to the county vehicle fleet must provide the initial funding to purchase the vehicle.

COUNTY OF GLENN
 OPERATION OF INTERNAL SERVICE FUND
 FISCAL YEAR 2011-12

BUDGET UNIT **02200000 FLEET OPERATIONS**
 FUNCTION GENERAL GOVERNMENT
 ACTIVITY OTHER GENERAL

JOHN LINHART
 PLANNING & PUBLIC WORKS
 AGENCY DIRECTOR

OPERATING DETAIL	2009-10 ACTUAL	2010-11 ACTUAL	2011-12 RECOMMENDED BUDGET	2011-12 ADOPTED BUDGET
OPERATING REVENUES				
CHARGES FOR SERVICES	784,223	725,986	429,500	429,500
MISCELLANEOUS REVENUES	287	1,079	65,000	65,000
OTHER REVENUES	16,322	4,925	6,850	6,850
TOTAL OPERATING REVENUES	800,832	731,990	501,350	501,350
OPERATING EXPENSES				
SALARIES & BENEFITS	527,916	582,545	315,125	315,125
SERVICES & SUPPLIES	286,854	210,856	152,512	152,512
OTHER CHARGES	16,007	16,998	8,984	8,984
DEPRECIATION	4,904	4,904	6,000	6,000
TOTAL OPERATING EXPENSES	835,681	815,303	482,621	482,621
OPERATING INCOME/(LOSS)	(34,849)	(83,313)	18,729	18,729
NON-OPERATING REVENUES/(EXPENSES)				
INTEREST INCOME	895	720	500	500
INTEREST EXPENSE	0	0	0	0
GAIN (LOSS) ON SALE OF FIXED ASSETS	0	0	0	0
TOTAL NON-OPERATING REVENUES/(EXPENSES)	895	720	500	500
INCOME BEFORE CAPTIAL CONTRIBUTIONS AND TRANSFERS	(33,954)	(82,593)	19,229	19,229
CAPITAL CONTRIBUTIONS	0	0	0	0
TRANSFERS IN/(OUT)	64,974	84,676	(12,256)	(12,256)
CHANGE IN NET ASSETS	31,020	2,082	6,973	6,973
NET ASSETS - BEGINNING BALANCE	195,956	226,976	229,058	229,058
NET ASSETS - ENDING BALANCE	226,976	229,058	236,031	236,031
MEMO: CAPITAL ASSETS	0	0	0	0

DESCRIPTION:

Costs of operation and maintenance of all light fleet vehicles are recovered on a per-mile fee charge based on a minimum of 600 miles per month. Fleet Management's primary objective is to control the overall cost of operating the County fleet of vehicles and equipment in a manner that extends their useful life. Fleet Operations is responsible for managing the County's light, heavy and equipment fleet, providing reliable and safe transportation, purchasing vehicles to meet the operational needs of departments, maintaining, servicing and repairing vehicles and monitoring the use of vehicles in accordance with policies established by the Board of Supervisors. Mileage rates, along with shop rates, are adjusted annually to reflect the actual cost of maintaining fleet vehicles.

COUNTY OF GLENN
 OPERATION OF INTERNAL SERVICE FUND
 FISCAL YEAR 2011-12

BUDGET UNIT **02210000 CUPA/UNDERGROUND STORAGE TANKS**
 FUNCTION PUBLIC PROTECTION
 ACTIVITY PROTECTION INSPECTION

JIM DONNELLY
 AG COMMISSIONER

OPERATING DETAIL	2009-10 ACTUAL	2010-11 ACTUAL	2011-12 RECOMMENDED BUDGET	2011-12 ADOPTED BUDGET
OPERATING REVENUES				
CHARGES FOR SERVICES	155,994	216,920	204,401	204,401
MISCELLANEOUS REVENUES	22,771	8,362	4,000	4,000
TOTAL OPERATING REVENUES	178,765	225,282	208,401	208,401
OPERATING EXPENSES				
SALARIES & BENEFITS	0	0	0	0
SERVICES & SUPPLIES	15,998	36,994	34,924	34,924
OTHER CHARGES	170,329	184,700	185,824	185,824
DEPRECIATION	0	0	0	0
TOTAL OPERATING EXPENSES	186,327	221,695	220,748	220,748
OPERATING INCOME/(LOSS)	(7,562)	3,588	(12,347)	(12,347)
NON-OPERATING REVENUES/(EXPENSES)				
INTEREST INCOME	984	699	800	800
INTEREST EXPENSE	0	0	0	0
GAIN (LOSS) ON SALE OF FIXED ASSETS	0	0	0	0
TOTAL NON-OPERATING REVENUES/(EXPENSES)	984	699	800	800
INCOME BEFORE CAPITAL CONTRIBUTIONS AND TRANSFERS	(6,578)	4,287	(11,547)	(11,547)
CAPITAL CONTRIBUTIONS	0	0	0	0
TRANSFERS IN/(OUT)	0	0	0	0
CHANGE IN NET ASSETS	(6,578)	4,287	(11,547)	(11,547)
NET ASSETS - BEGINNING BALANCE	100,106	93,528	97,815	97,815
NET ASSETS - ENDING BALANCE	93,528	97,815	86,268	86,268
MEMO: CAPITAL ASSETS	0	0	0	0

DESCRIPTION:

This fund is administered by the Glenn County Air Pollution Control District and is used to account for fees collected and expenses incurred for implementation of the County's Certified Unified Program that includes consolidation of six state regulatory programs in to one program.

COUNTY OF GLENN
 OPERATION OF INTERNAL SERVICE FUND
 FISCAL YEAR 2011-12

BUDGET UNIT **02220000 VEGETATION & ENVIRONMENTAL MANAGEMENT**
 FUNCTION PUBLIC PROTECTION
 ACTIVITY OTHER PROTECTION

JIM DONNELLY
 AG COMMISSIONER

OPERATING DETAIL	2009-10 ACTUAL	2010-11 ACTUAL	2011-12 RECOMMENDED BUDGET	2011-12 ADOPTED BUDGET
OPERATING REVENUES				
CHARGES FOR SERVICES	111,737	73,684	120,000	120,000
MISCELLANEOUS REVENUES	0	0	0	0
TOTAL OPERATING REVENUES	111,737	73,684	120,000	120,000
OPERATING EXPENSES				
SALARIES & BENEFITS	0	0	0	0
SERVICES & SUPPLIES	91,921	71,015	101,945	99,945
OTHER CHARGES	610	423	255	255
DEPRECIATION	5,565	1,232	8,100	8,100
TOTAL OPERATING EXPENSES	98,096	72,670	110,300	108,300
OPERATING INCOME/(LOSS)	13,641	1,014	9,700	11,700
NON-OPERATING REVENUES/(EXPENSES)				
INTEREST INCOME	348	313	300	300
INTEREST EXPENSE	0	0	0	0
GAIN (LOSS) ON SALE OF FIXED ASSETS	0	0	0	0
TOTAL NON-OPERATING REVENUES/(EXPENSES)	348	313	300	300
INCOME BEFORE CAPITAL CONTRIBUTIONS AND TRANSFERS	13,989	1,326	10,000	12,000
CAPITAL CONTRIBUTIONS	0	0	0	0
TRANSFERS IN/(OUT)	(9,482)	(7,507)	(10,000)	(12,000)
CHANGE IN NET ASSETS	4,507	(6,181)	0	0
NET ASSETS - BEGINNING BALANCE	79,540	84,047	77,866	77,866
NET ASSETS - ENDING BALANCE	84,047	77,866	77,866	77,866
MEMO: CAPITAL ASSETS	0	0	0	0

DESCRIPTION:

This fund is used to account for revenues and expenses related to the maintenance and management of vegetation and environmental issues in the County. Expenditures are first incurred in this fund and charges are allocated to the County departments, special districts or agencies utilizing the services.

COUNTY OF GLENN
 OPERATION OF INTERNAL SERVICE FUND
 FISCAL YEAR 2011-12

BUDGET UNIT **02224170 TRI COUNTY BEE**
 FUNCTION PUBLIC PROTECTION
 ACTIVITY PROTECTION INSPECTION

JIM DONNELLY
 AG COMMISSIONER

OPERATING DETAIL	2009-10 ACTUAL	2010-11 ACTUAL	2011-12 RECOMMENDED BUDGET	2011-12 ADOPTED BUDGET
OPERATING REVENUES				
CHARGES FOR SERVICES	5,810	5,950	5,800	5,800
MISCELLANEOUS REVENUES	0	0	0	0
TOTAL OPERATING REVENUES	5,810	5,950	5,800	5,800
OPERATING EXPENSES				
SALARIES & BENEFITS	0	0	0	0
SERVICES & SUPPLIES	222	237	289	289
OTHER CHARGES	22	72	36	36
DEPRECIATION	0	0	0	0
TOTAL OPERATING EXPENSES	244	309	325	325
OPERATING INCOME/(LOSS)	5,566	5,641	5,475	5,475
NON-OPERATING REVENUES/(EXPENSES)				
INTEREST INCOME	26	16	25	25
INTEREST EXPENSE	0	0	0	0
GAIN (LOSS) ON SALE OF FIXED ASSETS	0	0	0	0
TOTAL NON-OPERATING REVENUES/(EXPENSES)	26	16	25	25
INCOME BEFORE CAPITAL CONTRIBUTIONS AND TRANSFERS	5,592	5,657	5,500	5,500
CAPITAL CONTRIBUTIONS	0	0	0	0
TRANSFERS IN/(OUT)	(6,000)	(5,500)	(5,500)	(5,500)
CHANGE IN NET ASSETS	(408)	157	0	0
NET ASSETS - BEGINNING BALANCE	1,806	1,398	1,555	1,555
NET ASSETS - ENDING BALANCE	1,398	1,555	1,555	1,555
MEMO: CAPITAL ASSETS	0	0	0	0

DESCRIPTION:

This fund is used to account for the costs associated with the limiting of destructive pests in to the County. Fees are charged based on actual cost and use of supplies.

COUNTY OF GLENN
 OPERATION OF INTERNAL SERVICE FUND
 FISCAL YEAR 2011-12

BUDGET UNIT **02240000 HUMAN RESOURCE AGENCY**
 FUNCTION PUBLIC ASSISTANCE
 ACTIVITY ADMINISTRATION

SCOTT GRUENDL
 HUMAN RESOURCE DIRECTOR

OPERATING DETAIL	2009-10 ACTUAL	2010-11 ACTUAL	2011-12 RECOMMENDED BUDGET	2011-12 ADOPTED BUDGET
OPERATING REVENUES				
CHARGES FOR SERVICES	3,732,096	3,715,996	3,708,875	3,708,875
MISCELLANEOUS REVENUES	1,036	0	0	0
TOTAL OPERATING REVENUES	<u>3,733,132</u>	<u>3,715,996</u>	<u>3,708,875</u>	<u>3,708,875</u>
OPERATING EXPENSES				
SALARIES & BENEFITS	2,662,398	2,630,168	2,437,222	2,437,222
SERVICES & SUPPLIES	845,649	832,363	934,022	934,022
OTHER CHARGES	203,861	253,465	337,631	337,631
DEPRECIATION	0	0	0	0
TOTAL OPERATING EXPENSES	<u>3,711,908</u>	<u>3,715,996</u>	<u>3,708,875</u>	<u>3,708,875</u>
OPERATING INCOME/(LOSS)	21,224	0	0	0
NON-OPERATING REVENUES/(EXPENSES)				
INTEREST INCOME	0	0	0	0
INTEREST EXPENSE	0	0	0	0
GAIN (LOSS) ON SALE OF FIXED ASSETS	0	0	0	0
TOTAL NON-OPERATING REVENUES/(EXPENSES)	<u>0</u>	<u>0</u>	<u>0</u>	<u>0</u>
INCOME BEFORE CAPITAL CONTRIBUTIONS AND TRANSFERS	21,224	0	0	0
CAPITAL CONTRIBUTIONS	0	0	0	0
TRANSFERS IN/(OUT)	<u>(22,708)</u>	<u>0</u>	<u>0</u>	<u>0</u>
CHANGE IN NET ASSETS	(1,484)	0	0	0
NET ASSETS - BEGINNING BALANCE	<u>15,334</u>	<u>13,850</u>	<u>13,850</u>	<u>13,850</u>
NET ASSETS - ENDING BALANCE	<u><u>13,850</u></u>	<u><u>13,850</u></u>	<u><u>13,850</u></u>	<u><u>13,850</u></u>
MEMO: CAPITAL ASSETS	0	0	0	0

DESCRIPTION:

The creation of the Human Resource Agency as a consolidation of the County Social Services Department and the Community Action Agency continues to be a viable and appropriate approach to meeting the needs of the residents of the county. HRA was specifically created to address revenue and expenditure activities that are common to both divisions, creating an administrative umbrella that function very well for the provision of social and self-sufficiency services.

HRA draws all revenue from the two divisions. Expenditures are split between the two divisions based on agreed upon allocations and methodologies such as time studies, square footage, etc. Overhead allocations for Willows and Orland were split to reflect separate allocation methodologies specific to each site. No fixed assets are purchased through the HRA budget unit.

COUNTY OF GLENN
 OPERATION OF INTERNAL SERVICE FUND
 FISCAL YEAR 2011-12

BUDGET UNIT **02260000 PLANNING & PUBLIC WORKS AGENCY**
 FUNCTION PUBLIC WAYS & FACILITIES
 ACTIVITY ADMINISTRATION

JOHN LINHART
 PLANNING & PUBLIC WORKS
 AGENCY DIRECTOR

OPERATING DETAIL	2009-10 ACTUAL	2010-11 ACTUAL	2011-12 RECOMMENDED BUDGET	2011-12 ADOPTED BUDGET
OPERATING REVENUES				
CHARGES FOR SERVICES	1,281,591	962,460	476,488	478,366
MISCELLANEOUS REVENUES	484	27,798	0	0
TOTAL OPERATING REVENUES	1,282,075	990,258	476,488	478,366
OPERATING EXPENSES				
SALARIES & BENEFITS	889,813	854,069	947,328	947,328
SERVICES & SUPPLIES	181,246	175,377	202,603	203,329
OTHER CHARGES	291,719	143,875	271,562	266,561
DEPRECIATION	10,848	0	25,000	25,000
TOTAL OPERATING EXPENSES	1,373,626	1,173,321	1,446,493	1,442,218
OPERATING INCOME/(LOSS)	(91,551)	(183,063)	(970,005)	(963,852)
NON-OPERATING REVENUES/(EXPENSES)				
INTEREST INCOME	269	130	0	0
INTEREST EXPENSE	0	0	0	0
GAIN (LOSS) ON SALE OF FIXED ASSETS	0	0	0	0
TOTAL NON-OPERATING REVENUES/(EXPENSES)	269	130	0	0
INCOME BEFORE CAPITAL CONTRIBUTIONS AND TRANSFERS	(91,282)	(182,934)	(970,005)	(963,852)
CAPITAL CONTRIBUTIONS	0	0	0	0
TRANSFERS IN/(OUT)	20,214	197,000	1,044,005	1,037,852
CHANGE IN NET ASSETS	(71,068)	14,066	74,000	74,000
NET ASSETS - BEGINNING BALANCE	162,821	91,753	105,819	105,819
NET ASSETS - ENDING BALANCE	91,753	105,819	179,819	179,819
MEMO: CAPITAL ASSETS	0	21,010	50,000	50,000

DESCRIPTION:

The Planning and Public Works internal service fund is used to account for salaries and services & supplies incurred for the Planning and Public Works Agency which covers Planning, Building Inspector, Code Enforcement, Facilities Maintenance, Road, Solid Waste, Orland & Willows Airports, Fleet Operations, Surveyor and Flood Control divisions and several independent commissions and service districts. Costs are accumulated and charged to the various Planning and Public Works departments based on time sheet records. Indirect costs are allocated based on the number of employees per function, relative budget size, direct costs of actual charges and time sheet information.

COUNTY OF GLENN
 OPERATION OF INTERNAL SERVICE FUND
 FISCAL YEAR 2011-12

BUDGET UNIT **02270000 CENTRAL SERVICES**
 FUNCTION GENERAL GOVERNMENT
 ACTIVITY OTHER GENERAL

STANLEY T. ROZMARYN
 DIRECTOR OF FINANCE

OPERATING DETAIL	2009-10 ACTUAL	2010-11 ACTUAL	2011-12 RECOMMENDED BUDGET	2011-12 ADOPTED BUDGET
OPERATING REVENUES				
CHARGES FOR SERVICES	79,143	41,569	35,000	35,000
MISCELLANEOUS REVENUES	0	0	0	0
TOTAL OPERATING REVENUES	79,143	41,569	35,000	35,000
OPERATING EXPENSES				
SALARIES & BENEFITS	0	0	0	0
SERVICES & SUPPLIES	83,638	44,905	38,500	38,182
OTHER CHARGES	219	363	689	689
DEPRECIATION	0	0	0	0
TOTAL OPERATING EXPENSES	83,857	45,268	39,189	38,871
OPERATING INCOME/(LOSS)	(4,714)	(3,699)	(4,189)	(3,871)
NON-OPERATING REVENUES/(EXPENSES)				
INTEREST INCOME	0	0	0	0
INTEREST EXPENSE	0	0	0	0
GAIN (LOSS) ON SALE OF FIXED ASSETS	0	0	0	0
TOTAL NON-OPERATING REVENUES/(EXPENSES)	0	0	0	0
INCOME BEFORE CAPITAL CONTRIBUTIONS AND TRANSFERS	(4,714)	(3,699)	(4,189)	(3,871)
CAPITAL CONTRIBUTIONS	0	0	0	0
TRANSFERS IN/(OUT)	3,894	3,863	4,189	4,189
CHANGE IN NET ASSETS	(820)	164	0	318
NET ASSETS - BEGINNING BALANCE	338	(482)	(318)	(318)
NET ASSETS - ENDING BALANCE	(482)	(318)	(318)	0
MEMO: CAPITAL ASSETS	0	0	0	0

DESCRIPTION:

The Central Services internal service fund is used to account for centralized equipment related expenses including postage meter, copy machines, telephone equipment and some computer expenses. Expenses are accumulated and charged to the various county departments based on use.

COUNTY OF GLENN
 OPERATION OF ENTERPRISE FUND
 FISCAL YEAR 2011-12

BUDGET UNIT **02000000 WASTE DISPOSAL ENTERPRISE**
 FUNCTION HEALTH & SANITATION
 ACTIVITY SANITATION

JOHN LINHART
 PLANNING & PUBLIC WORKS
 AGENCY DIRECTOR

OPERATING DETAIL	2009-10 ACTUAL	2010-11 ACTUAL	2011-12 RECOMMENDED BUDGET	2011-12 ADOPTED BUDGET
OPERATING REVENUES				
LICENSES & PERMITS	154,935	190,650	160,000	160,000
INTERGOVERNMENTAL REVENUE	30,000	27,000	10,000	10,000
CHARGES FOR SERVICES	1,964,804	2,012,340	1,990,000	1,990,000
MISCELLANEOUS REVENUES	15,051	7,502	1,500	1,500
TOTAL OPERATING REVENUES	2,164,790	2,237,492	2,161,500	2,161,500
OPERATING EXPENSES				
SALARIES & BENEFITS	714,672	718,465	557,768	557,768
SERVICES & SUPPLIES	697,671	803,022	1,936,572	1,936,572
OTHER CHARGES	219,803	199,776	556,460	556,460
DEPRECIATION	104,729	0	125,000	125,000
TOTAL OPERATING EXPENSES	1,736,875	1,721,263	3,175,800	3,175,800
OPERATING INCOME/(LOSS)	427,915	516,229	(1,014,300)	(1,014,300)
NON-OPERATING REVENUES/(EXPENSES)				
INTEREST INCOME	5,726	4,727	5,000	5,000
INTEREST EXPENSE	(38,427)	(33,552)	0	0
GAIN (LOSS) ON SALE OF FIXED ASSETS	0	0	0	0
TOTAL NON-OPERATING REVENUES/(EXPENSES)	(32,701)	(28,825)	5,000	5,000
INCOME BEFORE CAPTIAL CONTRIBUTIONS AND TRANSFERS	395,214	487,404	(1,009,300)	(1,009,300)
CAPITAL CONTRIBUTIONS TRANSFERS IN/(OUT)	0 (341,370)	0 (5,000)	5,000,000 (734,678)	5,000,000 (734,678)
CHANGE IN NET ASSETS	53,844	482,404	3,256,022	3,256,022
NET ASSETS - BEGINNING BALANCE	448,881	502,725	985,129	985,129
NET ASSETS - ENDING BALANCE	502,725	985,129	4,241,151	4,241,151
MEMO: CAPITAL ASSETS	5,824	0	3,845,000	3,845,000

DESCRIPTION:

The waste disposal enterprise fund is an enterprise accounting fund set up for the operation and maintenance of the County Solid Waste Landfill operated by the Glenn County Planning & Public Works Agency. Enterprise funds account for operations providing goods and/or services to the general public on a continuing basis that are financed and operated in a manner similar to private enterprises with the intent to recover all costs through user charges. A significant portion of the costs associated with the operation of the landfill disposal site is the mandated federal, state and local reporting requirements. Recycling, Diversion and many other aspects of the operation are unfunded mandates which staff seeks grants and other sources of revenue to support. The landfill site, located at the west end of County Road 33 near Artois is the only waste disposal site in Glenn County. As such staff is dedicated to finding ways to extend the life of the site.

COUNTY OF GLENN
 OPERATION OF ENTERPRISE FUND
 FISCAL YEAR 2011-12

BUDGET UNIT **02010000 GLENN COUNTY SOLID WASTE CLOSURE**
 FUNCTION HEALTH & SANITATION
 ACTIVITY SANITATION
 JOHN LINHART
 PLANNING & PUBLIC WORKS
 AGENCY DIRECTOR

OPERATING DETAIL	2009-10 ACTUAL	2010-11 ACTUAL	2011-12 RECOMMENDED BUDGET	2011-12 ADOPTED BUDGET
OPERATING REVENUES				
LICENSES & PERMITS	0	0	0	0
INTERGOVERNMENTAL REVENUE	0	0	0	0
CHARGES FOR SERVICES	0	0	0	0
MISCELLANEOUS REVENUES	0	0	0	0
TOTAL OPERATING REVENUES	0	0	0	0
OPERATING EXPENSES				
SALARIES & BENEFITS	0	0	0	0
SERVICES & SUPPLIES	2,314,685	0	0	0
OTHER CHARGES	0	0	0	0
DEPRECIATION	0	0	0	0
TOTAL OPERATING EXPENSES	2,314,685	0	0	0
OPERATING INCOME/(LOSS)	(2,314,685)	0	0	0
NON-OPERATING REVENUES/(EXPENSES)				
INTEREST INCOME	22,871	16,549	25,000	25,000
INTEREST EXPENSE	0	0	0	0
GAIN (LOSS) ON SALE OF FIXED ASSETS	0	0	0	0
TOTAL NON-OPERATING REVENUES/(EXPENSES)	22,871	16,549	25,000	25,000
INCOME BEFORE CAPTIAL CONTRIBUTIONS AND TRANSFERS	(2,291,814)	16,549	25,000	25,000
CAPITAL CONTRIBUTIONS	0	0	0	0
TRANSFERS IN/(OUT)	336,370	0	450,000	450,000
CHANGE IN NET ASSETS	(1,955,444)	16,549	475,000	475,000
NET ASSETS - BEGINNING BALANCE	(3,064,559)	(5,020,003)	(5,003,455)	(5,003,455)
NET ASSETS - ENDING BALANCE	(5,020,003)	(5,003,455)	(4,528,455)	(4,528,455)
MEMO: CAPITAL ASSETS	0	0	0	0

DESCRIPTION:

The Solid Waste Closure Fund, mandated by California Integrated Waste Management, a branch of California Environmental Protection Agency, is a reserve established to accrue funds for the closure costs of the disposal site. Funds generated by the Waste Disposal Enterprise Fund are transferred annually in to the Solid Waste Closure Fund. The amount to be transferred each year is calculated according to many various factors, one of which is the expected life of the site. There are many unknowns associated with the closure of the site due to changing mandates issued by those state and federal agencies with jurisdiction over the way waste is disposed.

COUNTY OF GLENN
 OPERATION OF ENTERPRISE FUND
 FISCAL YEAR 2011-12

BUDGET UNIT **02021000 HOSPITAL SETTLEMENT RESERVE**
 FUNCTION HEALTH & SANITATION
 ACTIVITY HOSPITAL CARE

STANLEY T. ROZMARYN
 DIRECTOR OF FINANCE

OPERATING DETAIL	2009-10 ACTUAL	2010-11 ACTUAL	2011-12 RECOMMENDED BUDGET	2011-12 ADOPTED BUDGET
OPERATING REVENUES				
CHARGES FOR SERVICES	0	0	0	0
MISCELLANEOUS REVENUES	0	0	0	0
TOTAL OPERATING REVENUES	0	0	0	0
OPERATING EXPENSES				
SALARIES & BENEFITS	0	0	0	0
SERVICES & SUPPLIES	0	0	0	0
OTHER CHARGES	40,299	0	0	0
DEPRECIATION	0	0	0	0
TOTAL OPERATING EXPENSES	40,299	0	0	0
OPERATING INCOME/(LOSS)	(40,299)	0	0	0
NON-OPERATING REVENUES/(EXPENSES)				
INTEREST INCOME	4,511	920	0	0
INTEREST EXPENSE	0	0	0	0
GAIN (LOSS) ON SALE OF FIXED ASSETS	0	0	0	0
TOTAL NON-OPERATING REVENUES/(EXPENSES)	4,511	920	0	0
INCOME BEFORE CAPITAL CONTRIBUTIONS AND TRANSFERS	(35,788)	920	0	0
CAPITAL CONTRIBUTIONS	0	0	0	0
TRANSFERS IN/(OUT)	(375,039)	(554,813)	0	0
CHANGE IN NET ASSETS	(410,827)	(553,893)	0	0
NET ASSETS - BEGINNING BALANCE	964,720	553,893	(0)	(0)
NET ASSETS - ENDING BALANCE	553,893	(0)	(0)	(0)
MEMO: CAPITAL ASSETS	0	0	0	0

DESCRIPTION:

This fund was used to account for the \$1,000,000 settlement received from Enloe Medical Center when they discontinued management of Glenn Medical Center as of July 1, 2006. Enloe Medical Center was scheduled to operate Glenn Medical Center until June 30, 2009. The settlement was to be used to help the County maintain hospital services.

COUNTY OF GLENN
 OPERATION OF ENTERPRISE FUND
 FISCAL YEAR 2011-12

BUDGET UNIT **02040205 ORLAND AIRPORT**
 FUNCTION PUBLIC WAYS & FACILITIES
 ACTIVITY TRANSPORTATION TERMINALS

JOHN LINHART
 PLANNING & PUBLIC WORKS
 AGENCY DIRECTOR

OPERATING DETAIL	2009-10 ACTUAL	2010-11 ACTUAL	2011-12 RECOMMENDED BUDGET	2011-12 ADOPTED BUDGET
OPERATING REVENUES				
USE OF MONEY & PROPERTY	0	0	0	199,326
INTERGOVERNMENTAL REVENUE	0	0	0	10,000
CHARGES FOR SERVICES	0	0	0	202,512
MISCELLANEOUS REVENUES	0	0	0	4,000
TOTAL OPERATING REVENUES	0	0	0	415,838
OPERATING EXPENSES				
SALARIES & BENEFITS	0	0	0	62,347
SERVICES & SUPPLIES	0	0	0	206,139
OTHER CHARGES	0	0	0	30,606
DEPRECIATION	0	0	0	40,724
TOTAL OPERATING EXPENSES	0	0	0	339,816
OPERATING INCOME/(LOSS)	0	0	0	76,022
NON-OPERATING REVENUES/(EXPENSES)				
INTEREST INCOME	0	0	0	500
INTEREST EXPENSE	0	0	0	(4,407)
GAIN (LOSS) ON SALE OF FIXED ASSETS	0	0	0	0
TOTAL NON-OPERATING REVENUES/(EXPENSES)	0	0	0	(3,907)
INCOME BEFORE CAPTIAL CONTRIBUTIONS AND TRANSFERS	0	0	0	72,115
CAPITAL CONTRIBUTIONS	0	0	0	0
TRANSFERS IN/(OUT)	0	0	0	(75,578)
CHANGE IN NET ASSETS	0	0	0	(3,463)
NET ASSETS - BEGINNING BALANCE	0	0	0	145,440
NET ASSETS - ENDING BALANCE	0	0	0	141,977
MEMO: CAPITAL ASSETS	0	0	0	0

DESCRIPTION:

The airport receives revenue from the sale of fuel, rental of hangars, leasing of airport property and leasing of industrial park property. The airport also receives an annual \$10,000 grant from the State of California. These funds may be used for airport operational expenses.

The County may apply for Federal Aviation Administration (FAA) grants for airport construction projects. These projects require a match of 10%. A local agency may apply for a state-matching grant to provide 4.5% of the project's costs and the local agency pays the remaining 5.5%. The local agency may also apply for a state-matching loan for the 5.5%. The State provides grant money for airport capital projects with 10% match. The State grant does not have the same requirements as a federal grant. The State also provides grants for acquisition and development and loans for airport projects, such as fueling systems, at low interest rates.

COUNTY OF GLENN
OPERATION OF ENTERPRISE FUND
FISCAL YEAR 2011-12

BUDGET UNIT **02040206 ORLAND AIRPORT SPECIAL GRANT** JOHN LINHART
FUNCTION PUBLIC WAYS & FACILITIES PLANNING & PUBLIC WORKS
ACTIVITY TRANSPORTATION TERMINALS AGENCY DIRECTOR

OPERATING DETAIL	2009-10 ACTUAL	2010-11 ACTUAL	2011-12 RECOMMENDED BUDGET	2011-12 ADOPTED BUDGET
OPERATING REVENUES				
USE OF MONEY & PROPERTY	0	0	0	0
INTERGOVERNMENTAL REVENUE	0	0	0	206,469
CHARGES FOR SERVICES	0	0	0	0
MISCELLANEOUS REVENUES	0	0	0	0
TOTAL OPERATING REVENUES	0	0	0	206,469
OPERATING EXPENSES				
SALARIES & BENEFITS	0	0	0	0
SERVICES & SUPPLIES	0	0	0	215,000
OTHER CHARGES	0	0	0	0
DEPRECIATION	0	0	0	0
TOTAL OPERATING EXPENSES	0	0	0	215,000
OPERATING INCOME/(LOSS)	0	0	0	(8,531)
NON-OPERATING REVENUES/(EXPENSES)				
INTEREST INCOME	0	0	0	0
INTEREST EXPENSE	0	0	0	0
GAIN (LOSS) ON SALE OF FIXED ASSETS	0	0	0	0
TOTAL NON-OPERATING REVENUES/(EXPENSES)	0	0	0	0
INCOME BEFORE CAPTIAL CONTRIBUTIONS AND TRANSFERS	0	0	0	(8,531)
CAPITAL CONTRIBUTIONS TRANSFERS IN/(OUT)	0	0	0	8,531
CHANGE IN NET ASSETS	0	0	0	0
NET ASSETS - BEGINNING BALANCE	0	0	0	0
NET ASSETS - ENDING BALANCE	0	0	0	0
MEMO: CAPITAL ASSETS	0	0	0	0

DESCRIPTION:

The airport receives special grant revenue from Federal and State agencies for specific projects at Orland Airport. Those activities are recorded and tracked in a separate budget unit.

COUNTY OF GLENN
 OPERATION OF ENTERPRISE FUND
 FISCAL YEAR 2011-12

BUDGET UNIT **02040207 WILLOWS AIRPORT**
 FUNCTION PUBLIC WAYS & FACILITIES
 ACTIVITY TRANSPORTATION TERMINALS

JOHN LINHART
 PLANNING & PUBLIC WORKS
 AGENCY DIRECTOR

OPERATING DETAIL	2009-10 ACTUAL	2010-11 ACTUAL	2011-12 RECOMMENDED BUDGET	2011-12 ADOPTED BUDGET
OPERATING REVENUES				
USE OF MONEY & PROPERTY	0	0	0	100,603
INTERGOVERNMENTAL REVENUE	0	0	0	10,000
CHARGES FOR SERVICES	0	0	0	289,963
MISCELLANEOUS REVENUES	0	0	0	1,320
TOTAL OPERATING REVENUES	0	0	0	401,886
OPERATING EXPENSES				
SALARIES & BENEFITS	0	0	0	0
SERVICES & SUPPLIES	0	0	0	289,868
OTHER CHARGES	0	0	0	15,992
DEPRECIATION	0	0	0	33,463
TOTAL OPERATING EXPENSES	0	0	0	339,323
OPERATING INCOME/(LOSS)	0	0	0	62,563
NON-OPERATING REVENUES/(EXPENSES)				
INTEREST INCOME	0	0	0	500
INTEREST EXPENSE	0	0	0	(4,407)
GAIN (LOSS) ON SALE OF FIXED ASSETS	0	0	0	0
TOTAL NON-OPERATING REVENUES/(EXPENSES)	0	0	0	(3,907)
INCOME BEFORE CAPTIAL CONTRIBUTIONS AND TRANSFERS	0	0	0	58,656
CAPITAL CONTRIBUTIONS	0	0	0	0
TRANSFERS IN/(OUT)	0	0	0	(83,705)
CHANGE IN NET ASSETS	0	0	0	(25,049)
NET ASSETS - BEGINNING BALANCE	0	0	0	(84,811)
NET ASSETS - ENDING BALANCE	0	0	0	(109,860)
MEMO: CAPITAL ASSETS	0	0	0	0

DESCRIPTION:

The airport receives revenue from the sale of fuel, rental of hangars, leasing of airport property and leasing of industrial park property. The airport also receives an annual \$10,000 grant from the State of California. These funds may be used for airport operational expenses.

The County may apply for Federal Aviation Administration (FAA) grants for airport construction projects. These projects require a match of 10%. A local agency may apply for a state-matching grant to provide 4.5% of the project's costs and the local agency pays the remaining 5.5%. The local agency may also apply for a state-matching loan for the 5.5%. The State provides grant money for airport capital projects with 10% match. The State grant does not have the same requirements as a federal grant. The State also provides grants for acquisition and development and loans for airport projects, such as fueling systems, at low interest rates.

COUNTY OF GLENN
OPERATION OF ENTERPRISE FUND
FISCAL YEAR 2011-12

BUDGET UNIT **02050000 ORLAND AIRPORT**
FUNCTION PUBLIC WAYS & FACILITIES
ACTIVITY TRANSPORTATION TERMINALS

JOHN LINHART
PLANNING & PUBLIC WORKS
AGENCY DIRECTOR

OPERATING DETAIL	2009-10 ACTUAL	2010-11 ACTUAL	2011-12 RECOMMENDED BUDGET	2011-12 ADOPTED BUDGET
OPERATING REVENUES				
USE OF MONEY & PROPERTY	204,650	191,787	199,326	0
INTERGOVERNMENTAL REVENUE	0	20,000	10,000	0
CHARGES FOR SERVICES	101,860	42,759	202,512	0
MISCELLANEOUS REVENUES	33,749	12,027	4,000	0
TOTAL OPERATING REVENUES	340,259	266,574	415,838	0
OPERATING EXPENSES				
SALARIES & BENEFITS	107,113	114,325	62,347	0
SERVICES & SUPPLIES	154,236	89,762	206,139	0
OTHER CHARGES	16,445	11,900	106,184	0
DEPRECIATION	40,724	0	40,724	0
TOTAL OPERATING EXPENSES	318,518	215,986	415,394	0
OPERATING INCOME/(LOSS)	21,741	50,587	444	0
NON-OPERATING REVENUES/(EXPENSES)				
INTEREST INCOME	291	381	500	0
INTEREST EXPENSE	(3,948)	(3,252)	(4,407)	0
GAIN (LOSS) ON SALE OF FIXED ASSETS	0	0	0	0
TOTAL NON-OPERATING REVENUES/(EXPENSES)	(3,657)	(2,871)	(3,907)	0
INCOME BEFORE CAPTIAL CONTRIBUTIONS AND TRANSFERS	18,084	47,716	(3,463)	0
CAPITAL CONTRIBUTIONS	0	0	0	0
TRANSFERS IN/(OUT)	0	0	(8,531)	0
CHANGE IN NET ASSETS	18,084	47,716	(11,994)	0
NET ASSETS - BEGINNING BALANCE	79,640	97,724	145,440	0
NET ASSETS - ENDING BALANCE	97,724	145,440	133,446	0
MEMO: CAPITAL ASSETS	0	0	0	0

DESCRIPTION:

The airport receives revenue from the sale of fuel, rental of hangars, leasing of airport property and leasing of industrial park property. The airport also receives an annual \$10,000 grant from the State of California. These funds may be used for airport operational expenses.

The County may apply for Federal Aviation Administration (FAA) grants for airport construction projects. These projects require a match of 10%. A local agency may apply for a state-matching grant to provide 4.5% of the project's costs and the local agency pays the remaining 5.5%. The local agency may also apply for a state-matching loan for the 5.5%. The State provides grant money for airport capital projects with 10% match. The State grant does not have the same requirements as a federal grant. The State also provides grants for acquisition and development and loans for airport projects, such as fueling systems, at low interest rates.

This budget unit was moved to a consolidated fund in fiscal year 2011-12.

COUNTY OF GLENN
 OPERATION OF ENTERPRISE FUND
 FISCAL YEAR 2011-12

BUDGET UNIT **02070000 WILLOWS AIRPORT**
 FUNCTION PUBLIC WAYS & FACILITIES
 ACTIVITY TRANSPORTATION TERMINALS

JOHN LINHART
 PLANNING & PUBLIC WORKS
 AGENCY DIRECTOR

OPERATING DETAIL	2009-10 ACTUAL	2010-11 ACTUAL	2011-12 RECOMMENDED BUDGET	2011-12 ADOPTED BUDGET
OPERATING REVENUES				
USE OF MONEY & PROPERTY	81,199	87,056	100,603	0
INTERGOVERNMENTAL REVENUE	0	20,000	10,000	0
CHARGES FOR SERVICES	180,944	86,757	289,963	0
MISCELLANEOUS REVENUES	1,320	17,816	1,320	0
TOTAL OPERATING REVENUES	263,463	211,629	401,886	0
OPERATING EXPENSES				
SALARIES & BENEFITS	39,733	28,612	0	0
SERVICES & SUPPLIES	245,024	111,767	289,868	0
OTHER CHARGES	13,435	11,409	15,992	0
DEPRECIATION	34,023	0	33,463	0
TOTAL OPERATING EXPENSES	332,215	151,788	339,323	0
OPERATING INCOME/(LOSS)	(68,752)	59,840	62,563	0
NON-OPERATING REVENUES/(EXPENSES)				
INTEREST INCOME	114	300	500	0
INTEREST EXPENSE	(3,134)	(2,527)	(4,407)	0
GAIN (LOSS) ON SALE OF FIXED ASSETS	0	0	0	0
TOTAL NON-OPERATING REVENUES/(EXPENSES)	(3,020)	(2,227)	(3,907)	0
INCOME BEFORE CAPTIAL CONTRIBUTIONS AND TRANSFERS	(71,772)	57,613	58,656	0
CAPITAL CONTRIBUTIONS TRANSFERS IN/(OUT)	0 18,000	0 0	0 (83,705)	0 0
CHANGE IN NET ASSETS	(53,772)	57,613	(25,049)	0
NET ASSETS - BEGINNING BALANCE	(88,652)	(142,424)	(84,811)	0
NET ASSETS - ENDING BALANCE	(142,424)	(84,811)	(109,860)	0
MEMO: CAPITAL ASSETS	0	0	0	0

DESCRIPTION:

The airport receives revenue from the sale of fuel, rental of hangars, leasing of airport property and leasing of industrial park property. The airport also receives an annual \$10,000 grant from the State of California. These funds may be used for airport operational expenses.

The County may apply for Federal Aviation Administration (FAA) grants for airport construction projects. These projects require a match of 10%. A local agency may apply for a state-matching grant to provide 4.5% of the project's costs and the local agency pays the remaining 5.5%. The local agency may also apply for a state-matching loan for the 5.5%. The State provides grant money for airport capital projects with 10% match. The State grant does not have the same requirements as a federal grant. The State also provides grants for acquisition and development and loans for airport projects, such as fueling systems, at low interest rates.

This budget unit was moved to a consolidated fund in fiscal year 2011-12.

This Page Intentionally Left Blank

COUNTY OF GLENN
SPECIAL DISTRICTS AND OTHER AGENCIES
 FISCAL YEAR 2011-2012

District Name 1	Total Financing Sources				Total Financing Uses		
	Fund Balance Unreserved/ Undesignated June 30, 2011 2	Decreases to Reserves/ Designations 3	Additional Financing Sources 4	Total Financing Sources 5	Financing Uses 6	Increases to Reserves/ Designations 7	Total Financing Requirements 8
FIRE DISTRICTS							
Artois Fire District	38,025	0	63,760	101,785	56,510	45,275	101,785
Hamilton Fire District	825	51,952	243,640	296,417	296,417	0	296,417
Bayliss Fire District	6,069	0	22,868	28,937	23,866	5,071	28,937
Willows Rural Fire District	43,210	0	188,020	231,230	187,863	43,367	231,230
TOTAL FIRE DISTRICTS	88,129	51,952	518,288	658,369	564,656	93,713	658,369
STORM DRAIN DISTRICTS							
Storm Drain Maintenance District #1	16,724	6,065	1,289	24,078	24,078	0	24,078
Storm Drain Maintenance District #3	64,108	537	4,500	69,145	69,145	0	69,145
North Willows County Service Area	45,162	0	40,553	85,715	73,985	11,730	85,715
TOTAL STORM DRAIN DISTRICTS	125,994	6,602	46,342	178,938	167,208	11,730	178,938
OTHER DISTRICTS							
Air Pollution Control	130,697	0	560,100	690,797	613,884	76,913	690,797
Air Pollution Vehicle Registration	28,607	0	106,800	135,407	117,636	17,771	135,407
Air Pollution Carl Moyer Grant	73,256	0	180,800	254,056	180,800	73,256	254,056
Olive Fruit Fly Pest Management	20,928	2,673	70,800	94,401	94,400	1	94,401
TOTAL OTHER DISTRICTS	253,488	2,673	918,500	1,174,661	1,006,720	167,941	1,174,661
TOTAL SPECIAL DISTRICTS & AGENCIES	467,611	61,227	1,483,130	2,011,968	1,738,584	273,384	2,011,968

COUNTY OF GLENN
FUND BALANCE - SPECIAL DISTRICTS AND OTHER AGENCIES
 FISCAL YEAR 2011-12

District Name 1	Total Fund Balance June 30, 2011 Actual 2	Less: Fund Balance - Reserved/Designated			Fund Balance Unreserved/ Undesignated June 30, 2011 6
		Encumbrances 3	General & Other Reserves 4	Designations 5	
FIRE DISTRICTS					
Artois Fire District	228,957	0	0	190,932	38,025
Hamilton Fire District	128,866	0	0	128,041	825
Bayliss Fire District	94,528	0	0	88,459	6,069
Willows Rural Fire District	329,241	0	0	286,031	43,210
TOTAL FIRE DISTRICTS	781,592	0	0	693,463	88,129
STORM DRAIN DISTRICTS					
Storm Drain Maintenance District #1	33,358	0	0	16,634	16,724
Storm Drain Maintenance District #3	64,645	0	0	537	64,108
North Willows County Service Area	46,157	0	0	995	45,162
TOTAL STORM DRAIN DISTRICTS	144,160	0	0	18,166	125,994
OTHER DISTRICTS					
Air Pollution Control	235,729	0	0	105,032	130,697
Air Pollution Vehicle Registration	67,791	0	0	39,184	28,607
Air Pollution Carl Moyer Grant	309,400	0	0	236,144	73,256
Olive Fruit Fly Pest Management	105,831	0	0	84,903	20,928
TOTAL OTHER DISTRICTS	718,751	0	0	465,263	253,488
TOTAL SPECIAL DISTRICTS & AGENCIES	1,644,503	0	0	1,176,892	467,611

COUNTY OF GLENN
RESERVES / DESIGNATIONS - BY SPECIAL DISTRICTS AND OTHER AGENCIES
 FISCAL YEAR 2011-12

District Name 1	Reserves/ Designations June 30, 2011 2	Decreases or Cancellations		Increases or New		Total Reserves/ Designations for the Budget Year 7
		Recommended 3	Adopted by the Board of Supervisors 4	Recommended 5	Adopted by the Board of Supervisors 6	
FIRE DISTRICTS						
05010000 Artois Fire District						
Designated Reserve	0	0	0	0	0	0
Fire Truck Reserve	190,932	0	0	0	45,275	236,207
05022000 Hamilton Fire District						
Designated Reserve	63,540	0	51,952	0	0	11,588
Structure Reserve	3,487	0	0	0	0	3,487
Imprest Cash Reserve	7,500	0	0	0	0	7,500
Equipment Reserve	53,514	0	0	0	0	53,514
05022010 Bayliss Fire District						
Designated Reserve	30,000	0	0	0	0	30,000
Equipment Reserve	58,459	0	0	0	5,071	63,530
05050000 Willows Fire District						
Designated Reserve	286,006	0	0	0	43,367	329,373
Petty Cash Reserve	25	0	0	0	0	25
TOTAL FIRE DISTRICTS	693,463	0	51,952	0	93,713	735,224
STORM DRAIN DISTRICTS						
05110000 Storm Drain Maint #1						
Designated Reserve	16,634	0	6,065	0	0	10,569
05130000 Storm Drain Maint #3						
Designated Reserve	537	0	537	0	0	0
05140000 North Willows Co Service Area						
Designated Reserve	995	0	0	0	11,730	12,725
TOTAL STORM DRAIN DISTRICTS	18,166	0	6,602	0	11,730	23,294

COUNTY OF GLENN
RESERVES / DESIGNATIONS - BY SPECIAL DISTRICTS AND OTHER AGENCIES
 FISCAL YEAR 2011-12

District Name 1	Reserves/ Designations June 30, 2011 2	Decreases or Cancellations		Increases or New		Total Reserves/ Designations for the Budget Year 7
		Recommended 3	Adopted by the Board of Supervisors 4	Recommended 5	Adopted by the Board of Supervisors 6	
OTHER DISTRICTS						
05210000 Air Pollution Control Designated Reserve	105,032	0	0	0	76,913	181,945
05210241 Air Pollution Vehicle Registration Designated Reserve	39,184	0	0	0	17,771	56,955
05211000 Carl Moyer Program Designated Reserve	236,144	0	0	0	73,256	309,400
05250000 Olive Pest Fruit Fly Management Designated Reserve	84,903	0	2,673	0	1	82,231
TOTAL OTHER DISTRICTS	465,263	0	2,673	0	167,941	630,531
TOTAL SPECIAL DISTRICTS & AGENCIES	1,176,892	0	61,227	0	273,384	1,389,049

**SPECIAL DISTRICTS UNDER BOARD OF SUPERVISORS CONTROL
2011-2012 PROPOSITION 4 COMPLIANCE TEST**

DISTRICT NAME	2011-12 APPROPRIATION LIMIT	APPROPRIATIONS SUBJECT TO THE LIMIT	PROP 4 LIMIT VS. PROCEEDS OF TAXES
05050000 Willows Rural Fire	608,749	91,347	517,402
05130000 Storm Drain No. 3	31,192	4,500	26,692
05140000 N. Willows County Service Area	148,849	40,355	108,494

COUNTY OF GLENN
 DETAIL OF FINANCING SOURCES AND USES BY BUDGET UNIT BY OBJECT
 SPECIAL DISTRICTS AND OTHER AGENCIES
 FISCAL YEAR 2011-12

BUDGET UNIT **05010000 ARTOIS FIRE DISTRICT**
 FUNCTION PUBLIC PROTECTION
 ACTIVITY FIRE PROTECTION

ROY SEILER, SECRETARY
 BOARD OF DIRECTORS

DETAIL BY REVENUE CATEGORY AND EXPENDITURE OBJECT	2009-10 ACTUAL	2010-11 ACTUAL	2011-12 RECOMMENDED BUDGET	2011-12 ADOPTED BUDGET
REVENUES				
TAXES	29,708	32,452	32,600	32,600
USE OF MONEY & PROPERTY	1,738	1,034	475	475
INTERGOVERNMENTAL REVENUE	2,586	2,581	2,720	2,720
CHARGES FOR CURRENT SERVICES	28,564	27,795	27,800	27,800
MISCELLANEOUS REVENUES	961	134	165	165
TOTAL REVENUES	63,557	63,997	63,760	63,760
EXPENSES				
SALARIES & BENEFITS	6,639	5,857	6,500	6,500
SERVICES & SUPPLIES	32,179	18,318	47,710	47,710
OTHER CHARGES	2,475	2,223	2,300	2,300
CONTINGENCY	0	0	0	7,250
TOTAL EXPENSES	41,293	26,398	56,510	63,760
NET COUNTY (COST)/RETURN	22,264	37,599	7,250	0

DESCRIPTION:

The Artois Fire District was organized pursuant to §14400 of the Health and Safety code of the State of California by the County Board of Supervisors. The District was formed for the purpose of affording fire protection, rescue, emergency medical and other services relating to the protection of lives and property to the residents within its boundaries. The District is primarily funded by property tax and special tax assessment revenues and is staffed by volunteer personnel who perform services for the District without expectation of financial compensation.

COUNTY OF GLENN
 DETAIL OF FINANCING SOURCES AND USES BY BUDGET UNIT BY OBJECT
 SPECIAL DISTRICTS AND OTHER AGENCIES
 FISCAL YEAR 2011-12

BUDGET UNIT	05022000 HAMILTON FIRE DISTRICT	NELSON BENTON, SECRETARY
FUNCTION	PUBLIC PROTECTION	BOARD OF DIRECTORS
ACTIVITY	FIRE PROTECTION	

DETAIL BY REVENUE CATEGORY AND EXPENDITURE OBJECT	2009-10 ACTUAL	2010-11 ACTUAL	2011-12 RECOMMENDED BUDGET	2011-12 ADOPTED BUDGET
REVENUES				
TAXES	16,155	17,869	18,050	18,050
USE OF MONEY & PROPERTY	1,155	648	360	360
INTERGOVERNMENTAL REVENUE	65,414	7,133	7,230	7,230
CHARGES FOR CURRENT SERVICES	218,741	219,335	218,000	221,000
MISCELLANEOUS REVENUES	0	11,838	0	0
OTHER FINANCING SOURCES	1,000	0	0	0
TOTAL REVENUES	302,466	256,823	243,640	246,640
EXPENSES				
SALARIES & BENEFITS	153,309	118,324	128,130	121,170
SERVICES & SUPPLIES	122,307	127,622	143,700	115,570
OTHER CHARGES	7,693	6,934	7,987	8,012
FIXED ASSETS	35,736	25,467	0	7,500
CONTINGENCY	0	0	0	1,500
TOTAL EXPENSES	319,046	278,347	279,817	253,752
NET COUNTY (COST)/RETURN	(16,580)	(21,524)	(36,177)	(7,112)

DESCRIPTION:

The Hamilton-Bayliss Fire District was organized pursuant to §14400 of the Health and Safety code of the State of California by the County Board of Supervisors. On November 21, 1995 the Board of Supervisors split the District in to two separate districts forming the Hamilton Fire District and the Bayliss Fire District. The District was formed for the purpose of affording fire protection, rescue, emergency medical and other services relating to the protection of lives and property to the residents within its boundaries. The District is primarily funded by property tax and special tax assessment revenues and is staffed by both paid and volunteer personnel.

COUNTY OF GLENN
 DETAIL OF FINANCING SOURCES AND USES BY BUDGET UNIT BY OBJECT
 SPECIAL DISTRICTS AND OTHER AGENCIES
 FISCAL YEAR 2011-12

BUDGET UNIT **05022010 BAYLISS FIRE DISTRICT**
 FUNCTION PUBLIC PROTECTION
 ACTIVITY FIRE PROTECTION

CARL FUNKE, SECRETARY
 BOARD OF DIRECTORS

DETAIL BY REVENUE CATEGORY AND EXPENDITURE OBJECT	2009-10 ACTUAL	2010-11 ACTUAL	2011-12 RECOMMENDED BUDGET	2011-12 ADOPTED BUDGET
REVENUES				
TAXES	9,796	9,420	9,580	9,580
USE OF MONEY & PROPERTY	648	463	320	320
INTERGOVERNMENTAL REVENUE	914	863	905	905
CHARGES FOR CURRENT SERVICES	12,063	12,063	12,063	12,063
MISCELLANEOUS REVENUES	0	244	0	0
TOTAL REVENUES	23,420	23,052	22,868	22,868
EXPENSES				
SALARIES & BENEFITS	3,370	3,507	4,000	4,032
SERVICES & SUPPLIES	15,015	13,641	18,850	18,818
OTHER CHARGES	930	758	1,016	1,016
TOTAL EXPENSES	19,314	17,906	23,866	23,866
NET COUNTY (COST)/RETURN	4,105	5,146	(998)	(998)

DESCRIPTION:

The Hamilton-Bayliss Fire District was organized pursuant to §14400 of the Health and Safety code of the State of California by the County Board of Supervisors. On November 21, 1995 the Board of Supervisors split the District in to two separate districts forming the Hamilton Fire District and the Bayliss Fire District. The District was formed for the purpose of affording fire protection, rescue, emergency medical and other services relating to the protection of lives and property to the residents within its boundaries. The District is primarily funded by property tax and special tax assessment revenues and is staffed by volunteer personnel who perform services for the District without expectation of financial compensation.

COUNTY OF GLENN
 DETAIL OF FINANCING SOURCES AND USES BY BUDGET UNIT BY OBJECT
 SPECIAL DISTRICTS AND OTHER AGENCIES
 FISCAL YEAR 2011-12

BUDGET UNIT 05050000 WILLOWS RURAL FIRE DISTRICT		WAYNE PEABODY, FIRE CHIEF BOARD OF DIRECTORS			
FUNCTION PUBLIC PROTECTION					
ACTIVITY FIRE PROTECTION					
DETAIL BY REVENUE CATEGORY AND EXPENDITURE OBJECT		2009-10 ACTUAL	2010-11 ACTUAL	2011-12 RECOMMENDED BUDGET	2011-12 ADOPTED BUDGET
REVENUES					
TAXES		51,548	51,555	52,250	52,250
USE OF MONEY & PROPERTY		2,818	1,752	1,300	1,300
INTERGOVERNMENTAL REVENUE		67,777	38,411	4,170	100,170
CHARGES FOR CURRENT SERVICES		34,398	34,361	34,300	34,300
TOTAL REVENUES		156,540	126,079	92,020	188,020
EXPENSES					
SALARIES & BENEFITS		36,161	569	40,000	96,000
SERVICES & SUPPLIES		81,954	85,875	99,493	87,608
OTHER CHARGES		4,572	5,642	4,255	4,255
FIXED ASSETS		10,500	86,600	0	0
TOTAL EXPENSES		133,186	178,686	143,748	187,863
NET COUNTY (COST)/RETURN		23,354	(52,607)	(51,728)	157

DESCRIPTION:

The Willows Rural Fire District was organized pursuant to §14400 of the Health and Safety code of the State of California by the County Board of Supervisors. The District was formed for the purpose of affording fire protection, rescue, emergency medical and other services relating to the protection of lives and property to the residents within its boundaries. The District is primarily funded by property tax and special tax assessment revenues and is staffed by volunteer personnel. The District is occasionally requested to provide services to Federal and State agencies during fire storm incidences occurring within the State. The Federal and State agencies reimburse the District for payroll and operational expenses incurred during these assignments.

COUNTY OF GLENN
DETAIL OF FINANCING SOURCES AND USES BY BUDGET UNIT BY OBJECT
SPECIAL DISTRICTS AND OTHER AGENCIES
FISCAL YEAR 2011-12

BUDGET UNIT **05140000 N. WILLOWS COUNTY SERVICE AREA** JOHN LINHART
FUNCTION PUBLIC PROTECTION PLANNING & PUBLIC WORKS
ACTIVITY FLOOD CONTROL, SOIL & WATER AGENCY DIRECTOR

DETAIL BY REVENUE CATEGORY AND EXPENDITURE OBJECT	2009-10 ACTUAL	2010-11 ACTUAL	2011-12 RECOMMENDED BUDGET	2011-12 ADOPTED BUDGET
REVENUES				
TAXES	12,922	13,760	14,175	14,175
USE OF MONEY & PROPERTY	455	218	225	225
INTERGOVERNMENTAL REVENUE	179	150	200	200
CHARGES FOR CURRENT SERVICES	24,448	19,791	25,757	25,757
MISCELLANEOUS REVENUES	0	0	196	196
TOTAL REVENUES	38,004	33,920	40,553	40,553
EXPENSES				
SERVICES & SUPPLIES	65,679	16,717	68,245	68,245
OTHER CHARGES	2,105	1,908	5,740	5,740
TOTAL EXPENSES	67,784	18,625	73,985	73,985
NET COUNTY (COST)/RETURN	(29,780)	15,295	(33,432)	(33,432)

DESCRIPTION:

Glenn County Planning and Public Works Agency maintains a storm drainage system located within the boundaries of the City of Willows and the County of Glenn. The system consists of a retention basin, various levees, drainage channels and ditches, pipelines, pumping stations and other related storm drainage items. Revenues to operate the district are derived from property taxes and special assessments for areas within the district that receive direct benefit. An advisory committee is in place to advise the Board of Supervisors as to system efficiencies and upgrades.

During the storm season of October through April of every year Road Department staff operates, inspects and monitors the drainage system of the district. The system is monitored and adjusted as needed for maximum efficiency with staff available on a standby basis for emergencies that may occur.

COUNTY OF GLENN
 DETAIL OF FINANCING SOURCES AND USES BY BUDGET UNIT BY OBJECT
 SPECIAL DISTRICTS AND OTHER AGENCIES
 FISCAL YEAR 2011-12

BUDGET UNIT **05210000 AIR POLLUTION CONTROL** JIM DONNELLY
 FUNCTION PUBLIC PROTECTION AG COMMISSIONER
 ACTIVITY PROTECTION INSPECTION

DETAIL BY REVENUE CATEGORY AND EXPENDITURE OBJECT	2009-10 ACTUAL	2010-11 ACTUAL	2011-12 RECOMMENDED BUDGET	2011-12 ADOPTED BUDGET
REVENUES				
LICENSES & PERMITS	224,242	216,878	201,500	201,500
FINES, FORFEITURES & PENALTIES	22,715	16,405	14,000	14,000
USE OF MONEY & PROPERTY	1,005	988	800	800
INTERGOVERNMENTAL REVENUE	73,356	114,537	66,700	66,700
CHARGES FOR CURRENT SERVICES	264,702	276,014	277,100	277,100
MISCELLANEOUS REVENUES	180	180	0	0
TOTAL REVENUES	586,201	625,002	560,100	560,100
EXPENSES				
SALARIES & BENEFITS	478,371	475,636	525,372	525,372
SERVICES & SUPPLIES	20,463	27,849	34,460	38,288
OTHER CHARGES	56,402	36,820	54,052	50,224
TOTAL EXPENSES	555,236	540,306	613,884	613,884
NET COUNTY (COST)/RETURN	30,965	84,697	(53,784)	(53,784)

DESCRIPTION:

The responsibility of Air Pollution is to protect the public's health as well as the environment in our District from the effects of air pollution and allow for orderly industry production. The Air Pollution Control District was established in 1971 by the State Legislature which provided local air districts with the primary responsibility for the control of non-vehicular sources of air pollution.

COUNTY OF GLENN
 DETAIL OF FINANCING SOURCES AND USES BY BUDGET UNIT BY OBJECT
 SPECIAL DISTRICTS AND OTHER AGENCIES
 FISCAL YEAR 2011-12

BUDGET UNIT **05211000 CARL MOYER PROGRAM** JIM DONNELLY
 FUNCTION PUBLIC PROTECTION AG COMMISSIONER
 ACTIVITY OTHER PROTECTION

DETAIL BY REVENUE CATEGORY AND EXPENDITURE OBJECT	2009-10 ACTUAL	2010-11 ACTUAL	2011-12 RECOMMENDED BUDGET	2011-12 ADOPTED BUDGET
REVENUES				
USE OF MONEY & PROPERTY	1,163	1,346	800	800
INTERGOVERNMENTAL REVENUE	198,885	473,949	180,000	180,000
TOTAL REVENUES	200,048	475,295	180,800	180,800
EXPENSES				
SERVICES & SUPPLIES	186,406	402,039	180,800	180,800
TOTAL EXPENSES	186,406	402,039	180,800	180,800
NET COUNTY (COST)/RETURN	13,641	73,256	0	0

DESCRIPTION:

Carl Moyer is a funding source implemented by the California Air Resources Board and the local Air Pollution Control District to reduce air pollution from on-road and off-road vehicles and equipment. Funds are used to assist the public in replacing older engines with lower emissions equipment by partnering on replacement cost.

COUNTY OF GLENN
 DETAIL OF FINANCING SOURCES AND USES BY BUDGET UNIT BY OBJECT
 SPECIAL DISTRICTS AND OTHER AGENCIES
 FISCAL YEAR 2011-12

BUDGET UNIT **05250000 OLIVE FRUIT FLY PEST MANAGEMENT** JIM DONNELLY
 FUNCTION PUBLIC PROTECTION AG COMMISSIONER
 ACTIVITY PROTECTION INSPECTION

DETAIL BY REVENUE CATEGORY AND EXPENDITURE OBJECT	2009-10 ACTUAL	2010-11 ACTUAL	2011-12 RECOMMENDED BUDGET	2011-12 ADOPTED BUDGET
REVENUES				
USE OF MONEY & PROPERTY	751	496	800	800
CHARGES FOR CURRENT SERVICES	79,576	72,446	70,000	70,000
TOTAL REVENUES	80,326	72,942	70,800	70,800
EXPENSES				
SALARIES & BENEFITS	2,858	750	750	750
SERVICES & SUPPLIES	51,326	52,425	61,284	61,284
OTHER CHARGES	12,907	2,695	17,366	32,366
TOTAL EXPENSES	67,090	55,870	79,400	94,400
 NET COUNTY (COST)/RETURN	 13,236	 17,072	 (8,600)	 (23,600)

DESCRIPTION:

The District was formed in April 2002 to help protect the Olive Industry in Glenn County from the newly introduced pest, the Olive Fruit Fly. This fly is a devastating pest to olives and if left untreated could cause up to 100% loss of the crop. The District has been very aggressive and has been successful in helping educate both homeowners and olive growers about control measures available for the fly, in treating olive trees and orchards for fly control and in removing unwanted olive trees located in Glenn County.

TAX RATES LEVIED IN GLENN COUNTY

FOR 2011-2012 Fiscal Year

Code Area	Description	Countywide Tax Rate	Elem School Bonds	Special Rates	Elem School Bldg Bonds	High School Bldg Bonds	Unified School Bldg Bonds	Butte Jr. College	Yuba College	Total Tax Rate
000-001	* Unitary/Non-Operative Unitary Average Tax Rate									1.17630
000-002	* Unitary Property of Regulated Railway Tax Rate									1.17630
000-511	* Unitary Pipeline Average Tax Rate									1.17630
01	City of Orland	1.000					0.04970	0.02088		1.07058
02	City of Willows	1.000						0.02088		1.02088
79	Orland	1.000					0.04970	0.02088		1.07058
79	Plaza (79-030 to 79-037)	1.000			0.01700		0.04970	0.02088		1.08758
81	Princeton	1.000						0.02088		1.02088
83	Stony Creek	1.000							0.02510	1.02510
84	Willows	1.000						0.02088		1.02088
86	Hamilton	1.000				0.00400		0.02088		1.02488
86	Capay(86-041 to 86-047)	1.000				0.00400		0.02088		1.02488
**** The following tax rate areas will have a negative tax rate for Reclamation District #2047 ****										
002-002		1.000		-(0.005)				0.02088		1.01588
002-009		1.000		-(0.005)				0.02088		1.01588
002-010		1.000		-(0.005)				0.02088		1.01588
002-012		1.000		-(0.005)				0.02088		1.01588
002-014		1.000		-(0.005)				0.02088		1.01588
002-018		1.000		-(0.005)				0.02088		1.01588
002-020		1.000		-(0.005)				0.02088		1.01588
002-024		1.000		-(0.005)				0.02088		1.01588
002-028		1.000		-(0.005)				0.02088		1.01588
002-035		1.000		-(0.005)				0.02088		1.01588
002-036		1.000		-(0.005)				0.02088		1.01588
002-039		1.000		-(0.005)				0.02088		1.01588
002-040		1.000		-(0.005)				0.02088		1.01588
002-041		1.000		-(0.005)				0.02088		1.01588
002-042		1.000		-(0.005)				0.02088		1.01588
002-044		1.000		-(0.005)				0.02088		1.01588
002-045		1.000		-(0.005)				0.02088		1.01588
002-049		1.000		-(0.005)				0.02088		1.01588
002-050		1.000		-(0.005)				0.02088		1.01588
002-051		1.000		-(0.005)				0.02088		1.01588
**** The following tax rate areas will have a negative tax rate for Reclamation District #2047 ****										
081-001		1.000		-(0.005)				0.02088		1.01588
081-006		1.000		-(0.005)				0.02088		1.01588
081-009		1.000		-(0.005)				0.02088		1.01588
081-010		1.000		-(0.005)				0.02088		1.01588
081-011		1.000		-(0.005)				0.02088		1.01588
081-012		1.000		-(0.005)				0.02088		1.01588
081-013		1.000		-(0.005)				0.02088		1.01588
081-014		1.000		-(0.005)				0.02088		1.01588
081-016		1.000		-(0.005)				0.02088		1.01588
081-017		1.000		-(0.005)				0.02088		1.01588
081-020		1.000		-(0.005)				0.02088		1.01588
081-022		1.000		-(0.005)				0.02088		1.01588
081-024		1.000		-(0.005)				0.02088		1.01588
081-025		1.000		-(0.005)				0.02088		1.01588

TAX RATES LEVIED IN GLENN COUNTY

FOR 2011-2012 Fiscal Year

Code Area	Description	Countywide Tax Rate	Elem School Bonds	Special Rates	Elem School Bldg Bonds	High School Bldg Bonds	Unified School Bldg Bonds	Butte Jr. College	Yuba College	Total Tax Rate
**** The following tax rate areas will have a negative tax rate for Reclamation District #2047 ****										
081-026		1.000		-(0.005)				0.02088		1.01588
081-027		1.000		-(0.005)				0.02088		1.01588
081-028		1.000		-(0.005)				0.02088		1.01588
081-029		1.000		-(0.005)				0.02088		1.01588
081-030		1.000		-(0.005)				0.02088		1.01588
081-031		1.000		-(0.005)				0.02088		1.01588
081-032		1.000		-(0.005)				0.02088		1.01588
081-034		1.000		-(0.005)				0.02088		1.01588
081-035		1.000		-(0.005)				0.02088		1.01588
081-036		1.000		-(0.005)				0.02088		1.01588
081-037		1.000		-(0.005)				0.02088		1.01588
081-038		1.000		-(0.005)				0.02088		1.01588
081-039		1.000		-(0.005)				0.02088		1.01588
081-040		1.000		-(0.005)				0.02088		1.01588
081-041		1.000		-(0.005)				0.02088		1.01588
081-053		1.000		-(0.005)				0.02088		1.01588
081-054		1.000		-(0.005)				0.02088		1.01588
081-055		1.000		-(0.005)				0.02088		1.01588
**** The following tax rate areas will have a negative tax rate for Reclamation District #2047 ****										
084-001		1.000		-(0.005)				0.02088		1.01588
084-003		1.000		-(0.005)				0.02088		1.01588
084-004		1.000		-(0.005)				0.02088		1.01588
084-008		1.000		-(0.005)				0.02088		1.01588
084-012		1.000		-(0.005)				0.02088		1.01588
084-014		1.000		-(0.005)				0.02088		1.01588
084-015		1.000		-(0.005)				0.02088		1.01588
084-017		1.000		-(0.005)				0.02088		1.01588
084-019		1.000		-(0.005)				0.02088		1.01588
084-021		1.000		-(0.005)				0.02088		1.01588
084-027		1.000		-(0.005)				0.02088		1.01588
084-028		1.000		-(0.005)				0.02088		1.01588
084-029		1.000		-(0.005)				0.02088		1.01588
084-035		1.000		-(0.005)				0.02088		1.01588
084-036		1.000		-(0.005)				0.02088		1.01588
084-037		1.000		-(0.005)				0.02088		1.01588
084-038		1.000		-(0.005)				0.02088		1.01588
084-040		1.000		-(0.005)				0.02088		1.01588
084-042		1.000		-(0.005)				0.02088		1.01588
084-044		1.000		-(0.005)				0.02088		1.01588
084-045		1.000		-(0.005)				0.02088		1.01588
084-046		1.000		-(0.005)				0.02088		1.01588
084-047		1.000		-(0.005)				0.02088		1.01588
084-053		1.000		-(0.005)				0.02088		1.01588
084-054		1.000		-(0.005)				0.02088		1.01588
084-061		1.000		-(0.005)				0.02088		1.01588
084-062		1.000		-(0.005)				0.02088		1.01588
084-063		1.000		-(0.005)				0.02088		1.01588
084-064		1.000		-(0.005)				0.02088		1.01588
084-070		1.000		-(0.005)				0.02088		1.01588
084-071		1.000		-(0.005)				0.02088		1.01588

TAX RATES LEVIED IN GLENN COUNTY

FOR 2011-2012 Fiscal Year

Code Area	Description	Countywide Tax Rate	Elem School Bonds	Special Rates	Elem School Bldg Bonds	High School Bldg Bonds	Unified School Bldg Bonds	Butte Jr. College	Yuba College	Total Tax Rate
**** The following tax rate areas will have a negative tax rate for Reclamation District #2047 ****										
084-072		1.000		-(0.005)				0.02088		1.01588
084-073		1.000		-(0.005)				0.02088		1.01588
084-074		1.000		-(0.005)				0.02088		1.01588
084-077		1.000		-(0.005)				0.02088		1.01588
084-081		1.000		-(0.005)				0.02088		1.01588
084-084		1.000		-(0.005)				0.02088		1.01588
084-087		1.000		-(0.005)				0.02088		1.01588
084-088		1.000		-(0.005)				0.02088		1.01588
084-089		1.000		-(0.005)				0.02088		1.01588
084-090		1.000		-(0.005)				0.02088		1.01588
084-091		1.000		-(0.005)				0.02088		1.01588
084-092		1.000		-(0.005)				0.02088		1.01588
084-093		1.000		-(0.005)				0.02088		1.01588
084-094		1.000		-(0.005)				0.02088		1.01588
084-095		1.000		-(0.005)				0.02088		1.01588
084-096		1.000		-(0.005)				0.02088		1.01588
084-097		1.000		-(0.005)				0.02088		1.01588
084-098		1.000		-(0.005)				0.02088		1.01588
084-099		1.000		-(0.005)				0.02088		1.01588
084-101		1.000		-(0.005)				0.02088		1.01588
084-102		1.000		-(0.005)				0.02088		1.01588
084-111		1.000		-(0.005)				0.02088		1.01588
084-116		1.000		-(0.005)				0.02088		1.01588
084-118		1.000		-(0.005)				0.02088		1.01588
084-119		1.000		-(0.005)				0.02088		1.01588
084-120		1.000		-(0.005)				0.02088		1.01588
084-121		1.000		-(0.005)				0.02088		1.01588
084-127		1.000		-(0.005)				0.02088		1.01588
084-128		1.000		-(0.005)				0.02088		1.01588
084-130		1.000		-(0.005)				0.02088		1.01588
086-009		1.000		-(0.005)		0.004		0.02088		1.01988
086-010		1.000		-(0.005)		0.004		0.02088		1.01988
086-011		1.000		-(0.005)		0.004		0.02088		1.01988

**GLENN COUNTY TAX RATES LEVIED
FOR 2011-2012 FISCAL YEAR**

CODE AREA	DESCRIPTION	SECURED RATE	UNSECURED RATE
001	Unitary/Non-Operative Unitary Average Tax Rate	1.1763	1.178
002	Unitary Property of Regulated Railway Tax Rate	1.1763	1.178
511	Unitary Pipeline Average Tax Rate	1.1763	1.178
01	A,R,T,U,V,W,X,Y,Z,AA,BB,CC,DD,EE,FF,HH,KK,LL,MM	1.070580	1.070580
02	A,B,E,J,K,M,P,T,GG	1.020880	1.020880
79	A,C,D,F,K,O,T,HH	1.070580	1.070580
79-030 to 79-037	A,C,D,H,K,T,HH	1.087580	1.084580
81	A,K,M,Q,T,II,HH	1.020880	1.020880
83	A,F,O,T,HH	1.025100	1.014495
84	A,D,E,F,I,J,K,L,M,P,Q,T	1.020880	1.020880
86	A,D,G,H,I,K,M,S,T,JJ,HH	1.024880	1.023880
86 (86-041-86-047)	A,C,H,N,T,JJ,HH	1.024880	1.023880

- A All code areas have a \$42.74 Solid Waste Disposal Fee.
- B Possible City of Willows Nuisance Abatement and City of Willows Sewer Service Fees.
- C Possible Orland Rural Fire Special Tax Fee.
- D Possible Artois Fire Protection Special Tax Fee.
- E Possible Glenn County Mosquito & VCD Special Tax Fee.
- F Possible Elk Creek Fire Protection Special Tax Fee.
- G Possible Butte County Mosquito & VCD Special Tax Fee.
- H Possible Hamilton Fire Special Tax Fee.
- I Possible Ord Fire Protection Special Tax Fee.
- J Possible N. Willows County Service Area Special Assessment Fee.
- K Possible Colusa Basin Drainage Special Assessment Fee.
- L Possible N.E. Willows Community Service District Sewer Bond Assessment and
N.E. Willows Community Service District Sewer Service Fee.
- M Possible negative tax rate for Reclamation District #2047
- N Possible Capay Fire Protection District Special Tax Fee.
- O Possible Kanawha Fire Protection District Special Tax Fee.
- P Possible Willows Rural Fire Protection District Special Tax Fee.
- Q Possible Bayliss Rural Fire Protection District Special Tax Fee.
- R Possible Meadowood Maint Area Fee.
- S Possible Pallasades Maint District Fee.
- T Possible Olive Pest Management District Fee.
- U Possible Piacentine Maint District Fee
- V Possible Villa La Michele Maint Dist Fee
- W Possible Fieldstone Maint Dist Fee
- X Possible Fairview Maint Dist Fee
- Y Possible Penbrook Maint Dist Fee
- Z Possible Parker Maint Dist Fee
- AA Possible Ledgerwood Estates Maint Dist Fee
- BB Possible Benson Estates Maint Dist Fee
- CC Possible Whitehawk Estates Maint Dist Fee
- DD Possible Orland Park Maint Dist Fee
- EE Possible Linwood Park Maint Dist Fee
- FF Possible Blair Estates Maint Dist Fee
- GG Possible City of Willows Lighting & Landscaping-Birch Street Village Fee.
- HH Possible Glenn Valley-Wide Mosquito Fee.
- II Possible Levee District # 2 Fee.
- JJ Possible Reclamation District No. 2140 Fee.
- KK Possible Lorenzo Project Maint Dist Fee
- LL Possible Orland Business Park Maint Dist Fee
- MM Possible Ike Maint Dist Fee

**2011-2012 COUNTY OF GLENN
POSITION ALLOCATION LIST & APPLICABLE SALARY SCHEDULE
FOR POSITIONS FUNDED IN ADOPTED BUDGET**

CURRENT TITLE	NUMBER OF POSITIONS	SALARY RANGE
BOARD OF SUPERVISORS		
01011010 - BOARD OF SUPERVISORS		
Board of Supervisors, Chairman	1.00	245
Board of Supervisors	4.00	245
Department Total	5.00	
AG COMMISSIONER		
01012180 - AG COMMISSIONER		
Agricultural Commissioner/Sealer Weights & Measures	1.00	476
Assistant Agricultural Commissioner	1.00	451
Deputy Agricultural Commissioner	1.00	439
Water Resources Coordinator	1.00	408
Environmental Biologist I,II,III,IV	5.00	358
Supervising Office Technician	1.00	318
Secretary	2.00	263
Environmental Biologist Aide	1.00	221
Subtotal	<u>13.00</u>	
05210000 - AIR POLLUTION CONTROL DISTRICT		
Environmental Program Manager	2.00	423
Air Pollution Specialist II	2.00	358
Office Technician I/II	1.68	296
Subtotal	<u>5.68</u>	
Department Total	18.68	
ASSESSOR / CLERK-RECORDER / ELECTIONS		
01011020 - CLERK OF THE BOARD		
Deputy Clerk, Board of Supervisors	2.00	319
Subtotal	<u>2.00</u>	
01011070 - ASSESSOR		
Assessor/Clerk/Recorder/Elections	1.00	463
Assistant Assessor/Clerk/Recorder/Elections	1.00	426
Administrative Assistant	1.00	353
Senior Appraiser	3.00	347
Office Technician I/II	2.00	296
Subtotal	<u>8.00</u>	
01011100 - ELECTIONS		
Supervising Office Technician	1.00	318
Subtotal	<u>1.00</u>	

**2011-2012 COUNTY OF GLENN
POSITION ALLOCATION LIST & APPLICABLE SALARY SCHEDULE
FOR POSITIONS FUNDED IN ADOPTED BUDGET**

CURRENT TITLE	NUMBER OF POSITIONS	SALARY RANGE
ASSESSOR / CLERK-RECORDER / ELECTIONS CONTINUED		
01012220 - CLERK-RECORDER		
Assistant Clerk-Recorder/Elections	1.00	426
Administrative Assistant	1.00	353
Office Technician I/II	2.00	296
Subtotal	4.00	
Department Total		15.00
 CHILD SUPPORT SERVICES AGENCY		
01055340 - CHILD SUPPORT SERVICES		
Director of Child Support Services	1.00	467
Child Support Supervisor	1.00	326
Principal Secretary	1.00	294
Child Support Specialist I/II	5.00	281
Accounting Technician	1.00	278
Office Assistant III	1.00	242
Department Total		10.00
 COOPERATIVE EXTENSION		
01016050 - COOPERATIVE EXTENSION		
Administrative Services Officer	1.00	374
Office Technician I/II	1.00	296
Department Total		2.00
 COUNTY COUNSEL		
01011080 - COUNTY COUNSEL		
County Counsel	1.00	508
Executive Assistant to County Counsel	1.00	358
Safety Officer	1.00	343
Subtotal	3.00	
 01011090 - PERSONNEL		
Personnel Assistant I/II	2.00	329
Personnel Technician/Veteran's Service Representative	0.50	268
Subtotal	2.50	
Department Total		5.50

**2011-2012 COUNTY OF GLENN
POSITION ALLOCATION LIST & APPLICABLE SALARY SCHEDULE
FOR POSITIONS FUNDED IN ADOPTED BUDGET**

CURRENT TITLE	NUMBER OF POSITIONS	SALARY RANGE
DEPARTMENT OF FINANCE		
01011040 - DOF - AUDITOR-CONTROLLER		
Director of Finance	1.00	476
Assistant Director of Finance - Audit Division	1.00	439
Supervising Accountant	1.00	373
Payroll Coordinator	1.00	329
Account Clerk Supervisor I	1.00	317
Property Tax Coordinator	1.00	317
Accountant I	1.00	293
Accounting Technician	1.00	278
Department Total	8.00	
DISTRICT ATTORNEY		
01042090 - DISTRICT ATTORNEY		
District Attorney	1.00	488
Assistant District Attorney	1.00	470
Chief Investigator {allocation unfunded}	1.00	443
Administrative Assistant	1.00	353
Office Technician I/II	2.00	296
Legal Secretary	1.00	263
Department Total	7.00	
HEALTH SERVICES		
01024010 - PUBLIC HEALTH		
Deputy Director Public Health/Director of Nursing	1.00	461
Environmental Health Director	1.00	423
Health Services Program Manager	1.00	423
Registered Environmental Health Specialist	2.00	395
Senior Public Health Nurse	2.00	386
Health Services Program Coordinator	2.00	380
Administrative Assistant	1.00	353
Health Services Case Manager I/II	2.00	330
Secretary	1.00	263
Subtotal	13.00	
01024012 - MENTAL HEALTH		
Deputy Director of Behavior Health Services	1.00	461
Health Services Program Manager	1.00	423
Supervising Mental Health Counselor	1.00	402
Senior Mental Health Counselor I/II	10.00	390
Health Services Program Coordinator	5.00	380

**2011-2012 COUNTY OF GLENN
POSITION ALLOCATION LIST & APPLICABLE SALARY SCHEDULE
FOR POSITIONS FUNDED IN ADOPTED BUDGET**

CURRENT TITLE	NUMBER OF POSITIONS	SALARY RANGE
HEALTH SERVICES CONTINUED		
01024012 - MENTAL HEALTH CONTINUED		
Senior Public Health Nurse	1.00	386
Administrative Assistant	2.00	353
Health Services Case Manager III	1.00	350
Health Services Case Manager I/II	10.00	330
Office Technician I/II	2.00	296
Senior Secretary	1.00	283
Secretary	1.00	263
Senior Van Driver	1.00	243
Office Assistant III	1.00	242
Van Driver	1.00	223
Subtotal	39.00	
01024014 - ALCOHOL & DRUG ABUSE PROGRAM		
Health Services Program Manager	1.00	423
Senior Mental Health Counselor I/II	1.00	390
Health Services Case Manager I/II	4.00	330
Senior Secretary	1.00	283
Child Care Worker	1.00	211
Subtotal	8.00	
01024017 - DRUG COURT		
Health Services Case Manager I/II	1.00	330
Subtotal	1.00	
01024020 - MATERNAL CHILD HEALTH		
Senior Secretary	1.00	283
Subtotal	1.00	
01024025 - WOMEN, INFANTS & CHILDREN		
Health Services Program Manager	1.00	423
Health Educator	1.00	334
Health Services Case Manager I/II	3.00	330
Subtotal	5.00	
01024170 - CALIFORNIA CHILDREN'S SERVICES		
Senior Public Health Nurse	1.00	386
Health Services Case Manager I/II	1.00	330
Subtotal	2.00	

**2011-2012 COUNTY OF GLENN
POSITION ALLOCATION LIST & APPLICABLE SALARY SCHEDULE
FOR POSITIONS FUNDED IN ADOPTED BUDGET**

CURRENT TITLE	NUMBER OF POSITIONS	SALARY RANGE
HEALTH SERVICES CONTINUED		
02250000 - HEALTH SERVICES		
Health Services Agency Director	1.00	478
Chief Deputy Director-Health Services Administration	1.00	477
Health Services Program Manager	1.00	423
Administrative Services Officer	3.00	374
Supervising Accountant	1.00	373
Administrative Assistant	1.00	353
Accountant III	1.00	338
Accounting Technician	1.00	278
Account Clerk I,II,III	1.00	233
Subtotal	11.00	
Department Total		80.00

HUMAN RESOURCE AGENCY		
01025010 - SOCIAL SERVICES ADMINISTRATION		
Program Manager I	3.00	423
Supervising Welfare Fraud Investigator	1.00	393
Social Worker Supervisor II	2.00	383
Social Worker Supervisor I	1.00	362
Staff Services Analyst II	1.00	382
Children's Interagency Coordinating Council Coordinator	1.00	374
Welfare Fraud Investigator II	2.00	346
Social Worker IV	9.00	335
Employment & Training Worker Supervisor	2.00	346
Eligibility Worker Supervisor I	2.00	326
Social Worker III	8.00	319
Account Clerk Supervisor I	1.00	317
Employment & Training Worker III	3.00	317
Integrated Case Worker III	2.00	300
Social Worker II	1.00	300
Employment & Training Worker I/II	4.00	297
Eligibility Worker III	7.00	283
Integrated Case Worker I/II	5.00	283
Accounting Technician	1.00	278
Data Entry Operator III	1.00	264
Eligibility Worker I/II	14.00	262
Public Authority Manager	1.00	383
Public Authority Registry Specialist	2.00	280
Screener	2.00	259
Account Clerk III	1.00	254
Account Clerk II	1.00	233
Subtotal	78.00	

**2011-2012 COUNTY OF GLENN
POSITION ALLOCATION LIST & APPLICABLE SALARY SCHEDULE
FOR POSITIONS FUNDED IN ADOPTED BUDGET**

CURRENT TITLE	NUMBER OF POSITIONS	SALARY RANGE
HUMAN RESOURCE AGENCY CONTINUED		
02240000 - HUMAN RESOURCE AGENCY		
Human Resource Agency Director	1.00	498
Chief Deputy Director-Social Services Division	1.00	465
Deputy Director-Community Action Division	1.00	461
Deputy Director-Human Resource Administration	1.00	461
Program Manager I	1.00	423
Information Systems Supervisor	1.00	382
Administrative Services Officer	2.00	374
Supervising Accountant	1.00	373
Information Systems Analyst I	1.00	367
Administrative Assistant	1.00	353
Accountant III	1.00	338
Office Assistant Supervisor I	2.00	318
Office Technician I/II	1.00	296
Office Assistant III	3.00	242
Office Assistant I/II	13.00	221
Vocational Assistant	3.00	211
Subtotal	34.00	
04999100 - COMMUNITY ACTION		
Community Services Manager	2.00	375
Community Action Coordinator	2.00	331
Business Services Coordinator	1.00	355
Housing Rehabilitation Manager	1.00	375
Employment & Training Worker Supervisor	1.00	346
Employment & Training Worker III	4.00	317
Employment & Training Worker I/II	6.00	297
Principal Program Specialist	6.00	283
Accounting Technician	1.00	278
Housing Rehabilitation Worker III	7.00	277
Senior Program Specialist	4.00	262
Housing Rehabilitation Worker II	3.00	257
Subtotal	38.00	
Department Total		150.00

**2011-2012 COUNTY OF GLENN
POSITION ALLOCATION LIST & APPLICABLE SALARY SCHEDULE
FOR POSITIONS FUNDED IN ADOPTED BUDGET**

CURRENT TITLE	NUMBER OF POSITIONS	SALARY RANGE
PLANNING & PUBLIC WORKS AGENCY		
01011120 - BUILDINGS & GROUNDS		
Electrician	1.00	401
Facilities Maintenance Supervisor	1.00	358
Building-Grounds Worker II	4.00	272
Lead Custodian	1.00	238
Custodian	3.00	218
Subtotal	10.00	
01012200 - BUILDING INSPECTOR		
Code Enforcement Officer	1.00	346
Office Technician I/II	1.00	296
Subtotal	2.00	
01012280 - PLANNING		
Assistant Planner	1.00	337
Associate Planner	1.00	356
Subtotal	2.00	
01201000 - ROAD ENGINEERS		
Assistant Engineer	1.00	423
Engineering Technician III	1.00	354
Engineering Technician II	1.00	322
Subtotal	3.00	
01202000 - ROAD SHOP		
Equipment Maintenance Supervisor	1.00	368
Public Works Mechanic III	3.00	305
Subtotal	4.00	
01203010 - ROAD DEPARTMENT		
Public Works Field Operations Manager	2.00	401
Public Works Maintenance Supervisor	1.00	358
Public Works Maintenance Worker IV	3.00	305
Public Works Maintenance Worker I/II/III	15.00	295
Account Clerk III	1.00	254
Subtotal	22.00	
02000000 - SOLID WASTE		
Public Works Maintenance Supervisor	1.00	358
Public Works Maintenance Worker IV	2.00	305
Public Works Maintenance Worker III	2.00	295
Cashier / Gate Entrance Worker	2.50	240
Subtotal	7.50	

**2011-2012 COUNTY OF GLENN
POSITION ALLOCATION LIST & APPLICABLE SALARY SCHEDULE
FOR POSITIONS FUNDED IN ADOPTED BUDGET**

CURRENT TITLE	NUMBER OF POSITIONS	SALARY RANGE
PLANNING & PUBLIC WORKS AGENCY CONTINUED		
02050000 - ORLAND AIRPORT		
Airport Site Worker	1.00	295
Subtotal	1.00	
02200000 - FLEET OPERATIONS		
Fleet Operations Manager	1.00	413
Public Works Mechanic IV	1.00	315
Public Works Mechanic III	1.00	305
Senior Secretary	1.00	283
Subtotal	4.00	
04250000 - LOCAL TRANSPORTATION TRUST		
Senior Planner	1.00	400
Subtotal	1.00	
02260000 - PUBLIC WORKS		
Planning & Public Works Agency Director	1.00	498
Deputy Director Planning & Public Works Agency	1.00	461
Staff Services Manager I	1.00	413
Supervising Accountant	1.00	373
Supervising Office Technician	1.00	318
Office Technician I/II	1.00	296
Accounting Technician	1.00	278
Account Clerk III	1.00	254
Subtotal	8.00	
Department Total		64.50
PROBATION		
01015180 - VETERAN'S SERVICES		
Personnel Technician/Veteran's Service Representative	0.50	268
Subtotal	0.50	
01042125 - ADA ENFORCEMENT TEAM RECOVERY		
Deputy Probation Officer III	1.00	340
Subtotal	1.00	

**2011-2012 COUNTY OF GLENN
POSITION ALLOCATION LIST & APPLICABLE SALARY SCHEDULE
FOR POSITIONS FUNDED IN ADOPTED BUDGET**

CURRENT TITLE	NUMBER OF POSITIONS	SALARY RANGE
PROBATION CONTINUED		
01042150 - PROBATION		
Chief Probation Officer/Juvenile Hall Superintendent	1.00	458
Administrative Assistant	1.70	353
Deputy Probation Officer III	0.59	340
Deputy Probation Officer I/II	1.00	320
Office Technician I/II	1.00	296
Subtotal	5.29	
01042155 - JUVENILE HALL		
Deputy Chief Probation Officer	1.00	421
Supervising Juvenile Hall Counselor	3.00	310
Juvenile Hall Counselor I/II	9.00	290
Secured Facilities Cook	1.00	262
Subtotal	14.00	
01042157 - DNA IDENTIFICATION		
Deputy Probation Officer I/II	1.00	320
Subtotal	1.00	
01042158 - DELINQUENCY PREVENTION		
Deputy Probation Officer III	0.80	340
Subtotal	0.80	
01042164 - PARTNERSHIP GRANT		
Deputy Probation Officer I/II	0.50	320
Subtotal	0.50	
01042175 - OFFENDER TREATMENT PROGRAM		
Deputy Probation Officer I/II	0.09	320
Subtotal	0.09	
01042176 - EVIDENCE-BASED ADULT SUPERVISION		
Deputy Probation Officer I/II	1.00	320
Subtotal	1.00	
01052557 - YOUTH OFFENDER SUPERVISION GRANT		
Administrative Assistant	0.10	353
Deputy Probation Officer I/II	2.00	320
Subtotal	2.10	
Department Total		26.28

**2011-2012 COUNTY OF GLENN
POSITION ALLOCATION LIST & APPLICABLE SALARY SCHEDULE
FOR POSITIONS FUNDED IN ADOPTED BUDGET**

CURRENT TITLE	NUMBER OF POSITIONS	SALARY RANGE
PUBLIC GUARDIAN		
01012240 - PUBLIC GUARDIAN		
Public Guardian/Administrator	1.00	369
Assistant Public Guardian/Administrator	1.00	345
Department Total	2.00	
SHERIFF		
01012290 - ANIMAL CONTROL		
Sheriff's County Services Officer	3.00	299
Subtotal	<u>3.00</u>	
01042110 - SHERIFF		
Sheriff-Coroner	1.00	484
Sheriff's Lieutenant	1.00	447
Undersheriff	1.00	459
Sheriff's Sergeant	3.00	382
Sheriff's Detective	4.00	378
Administrative Services Officer	0.75	374
Deputy Sheriff	6.00	345
Office Technician I/II	2.39	296
Subtotal	<u>19.14</u>	
01042113 - SHERIFF'S DISPATCH		
Administrative Services Officer	0.25	374
Emergency Dispatcher I/II	6.00	281
Emergency Dispatcher I/II {allocation unfunded}	2.00	281
Subtotal	<u>8.25</u>	
01042114 - OCJP GRANT		
Deputy Sheriff	2.00	345
Office Technician I/II	0.61	296
Subtotal	<u>2.61</u>	
01042115 - COPS UNIVERSAL HIRING		
Deputy Sheriff	3.00	345
Subtotal	<u>3.00</u>	
01042116 - COPS IN SCHOOLS GRANT		
Deputy Sheriff	1.00	345
Subtotal	<u>1.00</u>	

**2011-2012 COUNTY OF GLENN
POSITION ALLOCATION LIST & APPLICABLE SALARY SCHEDULE
FOR POSITIONS FUNDED IN ADOPTED BUDGET**

CURRENT TITLE	NUMBER OF POSITIONS	SALARY RANGE
SHERIFF CONTINUED		
01042135 - SHERIFF'S CIVIL DIVISION		
Supervising Office Technician	1.00	318
Sheriff's County Services Officer	1.00	299
Subtotal	<u>2.00</u>	
01042136 - COURT SECURITY		
Deputy Sheriff	3.00	345
Bailiff	1.00	287
Subtotal	<u>4.00</u>	
01042140 - JAIL		
Sheriff's Lieutenant	1.00	447
Sheriff's Sergeant	1.00	382
Senior Secured Facilities Maintenance Technician	1.00	344
Sheriff's Correctional Corporal	4.00	322
Office Technician I/II	1.00	296
Sheriff's Correctional Officer	18.00	292
Food Manager	1.00	281
Secured Facilities Cook	1.00	262
Subtotal	<u>28.00</u>	
01052550 - SHERIFF SUPPLEMENTAL LAW ENFORCEMENT GRANT		
Sheriff's Sergeant	1.00	382
Subtotal	<u>1.00</u>	
Department Total	72.00	
GRAND TOTAL NUMBER OF BUDGETED FULL-TIME EQUIVALENT ALLOCATIONS	465.96	

GLENN COUNTY PAY SCHEDULE

Range	Hourly Rate				
	Step A	Step B	Step C	Step D	Step E
160	8.26	8.67	9.10	9.56	10.04
161	8.30	8.72	9.16	9.62	10.10
162	8.34	8.76	9.20	9.66	10.14
163	8.38	8.80	9.24	9.70	10.19
164	8.42	8.84	9.28	9.74	10.23
165	8.46	8.88	9.32	9.79	10.28
166	8.50	8.93	9.38	9.85	10.34
167	8.54	8.97	9.42	9.89	10.38
168	8.58	9.01	9.46	9.93	10.43
169	8.62	9.05	9.50	9.98	10.48
170	8.66	9.09	9.54	10.02	10.52
171	8.70	9.14	9.60	10.08	10.58
172	8.74	9.18	9.64	10.12	10.63
173	8.78	9.22	9.68	10.16	10.67
174	8.82	9.26	9.72	10.21	10.72
175	8.86	9.30	9.77	10.26	10.77
176	8.90	9.35	9.82	10.31	10.83
177	8.94	9.39	9.86	10.35	10.87
178	8.98	9.43	9.90	10.40	10.92
179	9.02	9.47	9.94	10.44	10.96
180	9.07	9.52	10.00	10.50	11.03
181	9.12	9.58	10.06	10.56	11.09
182	9.17	9.63	10.11	10.62	11.15
183	9.22	9.68	10.16	10.67	11.20
184	9.27	9.73	10.22	10.73	11.27
185	9.32	9.79	10.28	10.79	11.33
186	9.37	9.84	10.33	10.85	11.39
187	9.42	9.89	10.38	10.90	11.45
188	9.47	9.94	10.44	10.96	11.51
189	9.52	10.00	10.50	11.03	11.58
190	9.57	10.05	10.55	11.08	11.63
191	9.62	10.10	10.61	11.14	11.70
192	9.67	10.15	10.66	11.19	11.75
193	9.72	10.21	10.72	11.26	11.82
194	9.77	10.26	10.77	11.31	11.88
195	9.82	10.31	10.83	11.37	11.94
196	9.87	10.36	10.88	11.42	11.99
197	9.92	10.42	10.94	11.49	12.06
198	9.97	10.47	10.99	11.54	12.12
199	10.02	10.52	11.05	11.60	12.18
200	10.07	10.57	11.10	11.66	12.24
201	10.12	10.63	11.16	11.72	12.31
202	10.17	10.68	11.21	11.77	12.36

GLENN COUNTY PAY SCHEDULE

Range	Hourly Rate				
	Step A	Step B	Step C	Step D	Step E
203	10.22	10.73	11.27	11.83	12.42
204	10.27	10.78	11.32	11.89	12.48
205	10.32	10.84	11.38	11.95	12.55
206	10.37	10.89	11.43	12.00	12.60
207	10.42	10.94	11.49	12.06	12.66
208	10.47	10.99	11.54	12.12	12.73
209	10.52	11.05	11.60	12.18	12.79
210	10.57	11.10	11.66	12.24	12.85
211	10.62	11.15	11.71	12.30	12.92
212	10.67	11.20	11.76	12.35	12.97
213	10.72	11.26	11.82	12.41	13.03
214	10.77	11.31	11.88	12.47	13.09
215	10.82	11.36	11.93	12.53	13.16
216	10.87	11.41	11.98	12.58	13.21
217	10.92	11.47	12.04	12.64	13.27
218	10.97	11.52	12.10	12.71	13.35
219	11.02	11.57	12.15	12.76	13.40
220	11.08	11.63	12.21	12.82	13.46
221	11.14	11.70	12.29	12.90	13.55
222	11.20	11.76	12.35	12.97	13.62
223	11.26	11.82	12.41	13.03	13.68
224	11.32	11.89	12.48	13.10	13.76
225	11.38	11.95	12.55	13.18	13.84
226	11.44	12.01	12.61	13.24	13.90
227	11.50	12.08	12.68	13.31	13.98
228	11.56	12.14	12.75	13.39	14.06
229	11.62	12.20	12.81	13.45	14.12
230	11.68	12.26	12.87	13.51	14.19
231	11.74	12.33	12.95	13.60	14.28
232	11.80	12.39	13.01	13.66	14.34
233	11.86	12.45	13.07	13.72	14.41
234	11.92	12.52	13.15	13.81	14.50
235	11.98	12.58	13.21	13.87	14.56
236	12.04	12.64	13.27	13.93	14.63
237	12.10	12.71	13.35	14.02	14.72
238	12.16	12.77	13.41	14.08	14.78
239	12.22	12.83	13.47	14.14	14.85
240	12.28	12.89	13.53	14.21	14.92
241	12.34	12.96	13.61	14.29	15.00
242	12.40	13.02	13.67	14.35	15.07
243	12.46	13.08	13.73	14.42	15.14
244	12.52	13.15	13.81	14.50	15.23
245	12.58	13.21	13.87	14.56	15.29

GLENN COUNTY PAY SCHEDULE

Range	Hourly Rate				
	Step A	Step B	Step C	Step D	Step E
246	12.64	13.27	13.93	14.63	15.36
247	12.70	13.34	14.01	14.71	15.45
248	12.76	13.40	14.07	14.77	15.51
249	12.82	13.46	14.13	14.84	15.58
250	12.88	13.52	14.20	14.91	15.66
251	12.94	13.59	14.27	14.98	15.73
252	13.00	13.65	14.33	15.05	15.80
253	13.07	13.72	14.41	15.13	15.89
254	13.14	13.80	14.49	15.21	15.97
255	13.21	13.87	14.56	15.29	16.05
256	13.28	13.94	14.64	15.37	16.14
257	13.35	14.02	14.72	15.46	16.23
258	13.42	14.09	14.79	15.53	16.31
259	13.49	14.16	14.87	15.61	16.39
260	13.56	14.24	14.95	15.70	16.49
261	13.63	14.31	15.03	15.78	16.57
262	13.70	14.39	15.11	15.87	16.66
263	13.77	14.46	15.18	15.94	16.74
264	13.84	14.53	15.26	16.02	16.82
265	13.91	14.61	15.34	16.11	16.92
266	13.98	14.68	15.41	16.18	16.99
267	14.05	14.75	15.49	16.26	17.07
268	14.12	14.83	15.57	16.35	17.17
269	14.19	14.90	15.65	16.43	17.25
270	14.26	14.97	15.72	16.51	17.34
271	14.33	15.05	15.80	16.59	17.42
272	14.40	15.12	15.88	16.67	17.50
273	14.47	15.19	15.95	16.75	17.59
274	14.54	15.27	16.03	16.83	17.67
275	14.61	15.34	16.11	16.92	17.77
276	14.68	15.41	16.18	16.99	17.84
277	14.75	15.49	16.26	17.07	17.92
278	14.82	15.56	16.34	17.16	18.02
279	14.89	15.63	16.41	17.23	18.09
280	14.96	15.71	16.50	17.33	18.20
281	15.03	15.78	16.57	17.40	18.27
282	15.11	15.87	16.66	17.49	18.36
283	15.19	15.95	16.75	17.59	18.47
284	15.27	16.03	16.83	17.67	18.55
285	15.35	16.12	16.93	17.78	18.67
286	15.43	16.20	17.01	17.86	18.75
287	15.51	16.29	17.10	17.96	18.86
288	15.59	16.37	17.19	18.05	18.95

GLENN COUNTY PAY SCHEDULE

Range	Hourly Rate				
	Step A	Step B	Step C	Step D	Step E
289	15.67	16.45	17.27	18.13	19.04
290	15.75	16.54	17.37	18.24	19.15
291	15.83	16.62	17.45	18.32	19.24
292	15.91	16.71	17.55	18.43	19.35
293	15.99	16.79	17.63	18.51	19.44
294	16.07	16.87	17.71	18.60	19.53
295	16.15	16.96	17.81	18.70	19.64
296	16.23	17.04	17.89	18.78	19.72
297	16.31	17.13	17.99	18.89	19.83
298	16.39	17.21	18.07	18.97	19.92
299	16.47	17.29	18.15	19.06	20.01
300	16.55	17.38	18.25	19.16	20.12
301	16.63	17.46	18.33	19.25	20.21
302	16.71	17.55	18.43	19.35	20.32
303	16.79	17.63	18.51	19.44	20.41
304	16.87	17.71	18.60	19.53	20.51
305	16.95	17.80	18.69	19.62	20.60
306	17.03	17.88	18.77	19.71	20.70
307	17.12	17.98	18.88	19.82	20.81
308	17.21	18.07	18.97	19.92	20.92
309	17.30	18.17	19.08	20.03	21.03
310	17.39	18.26	19.17	20.13	21.14
311	17.48	18.35	19.27	20.23	21.24
312	17.57	18.45	19.37	20.34	21.36
313	17.66	18.54	19.47	20.44	21.46
314	17.75	18.64	19.57	20.55	21.58
315	17.84	18.73	19.67	20.65	21.68
316	17.93	18.83	19.77	20.76	21.80
317	18.02	18.92	19.87	20.86	21.90
318	18.11	19.02	19.97	20.97	22.02
319	18.20	19.11	20.07	21.07	22.12
320	18.29	19.20	20.16	21.17	22.23
321	18.38	19.30	20.27	21.28	22.34
322	18.47	19.39	20.36	21.38	22.45
323	18.56	19.49	20.46	21.48	22.55
324	18.65	19.58	20.56	21.59	22.67
325	18.74	19.68	20.66	21.69	22.77
326	18.83	19.77	20.76	21.80	22.89
327	18.92	19.87	20.86	21.90	23.00
328	19.01	19.96	20.96	22.01	23.11
329	19.11	20.07	21.07	22.12	23.23
330	19.21	20.17	21.18	22.24	23.35
331	19.31	20.28	21.29	22.35	23.47

GLENN COUNTY PAY SCHEDULE

Range	Hourly Rate				
	Step A	Step B	Step C	Step D	Step E
332	19.41	20.38	21.40	22.47	23.59
333	19.51	20.49	21.51	22.59	23.72
334	19.61	20.59	21.62	22.70	23.84
335	19.71	20.70	21.74	22.83	23.97
336	19.81	20.80	21.84	22.93	24.08
337	19.91	20.91	21.96	23.06	24.21
338	20.01	21.01	22.06	23.16	24.32
339	20.11	21.12	22.18	23.29	24.45
340	20.21	21.22	22.28	23.39	24.56
341	20.31	21.33	22.40	23.52	24.70
342	20.41	21.43	22.50	23.63	24.81
343	20.51	21.54	22.62	23.75	24.94
344	20.61	21.64	22.72	23.86	25.05
345	20.71	21.75	22.84	23.98	25.18
346	20.81	21.85	22.94	24.09	25.29
347	20.91	21.96	23.06	24.21	25.42
348	21.01	22.06	23.16	24.32	25.54
349	21.12	22.18	23.29	24.45	25.67
350	21.23	22.29	23.40	24.57	25.80
351	21.34	22.41	23.53	24.71	25.95
352	21.45	22.52	23.65	24.83	26.07
353	21.56	22.64	23.77	24.96	26.21
354	21.67	22.75	23.89	25.08	26.33
355	21.78	22.87	24.01	25.21	26.47
356	21.89	22.98	24.13	25.34	26.61
357	22.00	23.10	24.26	25.47	26.74
358	22.11	23.22	24.38	25.60	26.88
359	22.22	23.33	24.50	25.73	27.02
360	22.33	23.45	24.62	25.85	27.14
361	22.44	23.56	24.74	25.98	27.28
362	22.55	23.68	24.86	26.10	27.41
363	22.66	23.79	24.98	26.23	27.54
364	22.77	23.91	25.11	26.37	27.69
365	22.88	24.02	25.22	26.48	27.80
366	22.99	24.14	25.35	26.62	27.95
367	23.10	24.26	25.47	26.74	28.08
368	23.22	24.38	25.60	26.88	28.22
369	23.34	24.51	25.74	27.03	28.38
370	23.46	24.63	25.86	27.15	28.51
371	23.58	24.76	26.00	27.30	28.67
372	23.70	24.89	26.13	27.44	28.81
373	23.82	25.01	26.26	27.57	28.95
374	23.94	25.14	26.40	27.72	29.11

GLENN COUNTY PAY SCHEDULE

Range	Hourly Rate				
	Step A	Step B	Step C	Step D	Step E
375	24.06	25.26	26.52	27.85	29.24
376	24.18	25.39	26.66	27.99	29.39
377	24.30	25.52	26.80	28.14	29.55
378	24.42	25.64	26.92	28.27	29.68
379	24.54	25.77	27.06	28.41	29.83
380	24.66	25.89	27.18	28.54	29.97
381	24.78	26.02	27.32	28.69	30.12
382	24.90	26.15	27.46	28.83	30.27
383	25.02	26.27	27.58	28.96	30.41
384	25.15	26.41	27.73	29.12	30.58
385	25.28	26.54	27.87	29.26	30.72
386	25.41	26.68	28.01	29.41	30.88
387	25.54	26.82	28.16	29.57	31.05
388	25.67	26.95	28.30	29.72	31.21
389	25.80	27.09	28.44	29.86	31.35
390	25.93	27.23	28.59	30.02	31.52
391	26.06	27.36	28.73	30.17	31.68
392	26.19	27.50	28.88	30.32	31.84
393	26.32	27.64	29.02	30.47	31.99
394	26.45	27.77	29.16	30.62	32.15
395	26.58	27.91	29.31	30.78	32.32
396	26.71	28.05	29.45	30.92	32.47
397	26.84	28.18	29.59	31.07	32.62
398	26.97	28.32	29.74	31.23	32.79
399	27.10	28.46	29.88	31.37	32.94
400	27.24	28.60	30.03	31.53	33.11
401	27.38	28.75	30.19	31.70	33.29
402	27.52	28.90	30.35	31.87	33.46
403	27.66	29.04	30.49	32.01	33.61
404	27.80	29.19	30.65	32.18	33.79
405	27.94	29.34	30.81	32.35	33.97
406	28.08	29.48	30.95	32.50	34.13
407	28.22	29.63	31.11	32.67	34.30
408	28.36	29.78	31.27	32.83	34.47
409	28.50	29.93	31.43	33.00	34.65
410	28.64	30.07	31.57	33.15	34.81
411	28.78	30.22	31.73	33.32	34.99
412	28.92	30.37	31.89	33.48	35.15
413	29.06	30.51	32.04	33.64	35.32
414	29.21	30.67	32.20	33.81	35.50
415	29.36	30.83	32.37	33.99	35.69
416	29.51	30.99	32.54	34.17	35.88
417	29.66	31.14	32.70	34.34	36.06

GLENN COUNTY PAY SCHEDULE

Range	Hourly Rate				
	Step A	Step B	Step C	Step D	Step E
418	29.81	31.30	32.87	34.51	36.24
419	29.96	31.46	33.03	34.68	36.41
420	30.11	31.62	33.20	34.86	36.60
421	30.26	31.77	33.36	35.03	36.78
422	30.41	31.93	33.53	35.21	36.97
423	30.56	32.09	33.69	35.37	37.14
424	30.71	32.25	33.86	35.55	37.33
425	30.86	32.40	34.02	35.72	37.51
426	31.01	32.56	34.19	35.90	37.70
427	31.17	32.73	34.37	36.09	37.89
428	31.33	32.90	34.55	36.28	38.09
429	31.49	33.06	34.71	36.45	38.27
430	31.65	33.23	34.89	36.63	38.46
431	31.81	33.40	35.07	36.82	38.66
432	31.97	33.57	35.25	37.01	38.86
433	32.13	33.74	35.43	37.20	39.06
434	32.29	33.90	35.60	37.38	39.25
435	32.45	34.07	35.77	37.56	39.44
436	32.61	34.24	35.95	37.75	39.64
437	32.77	34.41	36.13	37.94	39.84
438	32.93	34.58	36.31	38.13	40.04
439	33.09	34.74	36.48	38.30	40.22
440	33.26	34.92	36.67	38.50	40.43
441	33.43	35.10	36.86	38.70	40.64
442	33.60	35.28	37.04	38.89	40.83
443	33.77	35.46	37.23	39.09	41.04
444	33.94	35.64	37.42	39.29	41.25
445	34.11	35.82	37.61	39.49	41.46
446	34.28	35.99	37.79	39.68	41.66
447	34.45	36.17	37.98	39.88	41.87
448	34.62	36.35	38.17	40.08	42.08
449	34.79	36.53	38.36	40.28	42.29
450	34.96	36.71	38.55	40.48	42.50
451	35.13	36.89	38.73	40.67	42.70
452	35.31	37.08	38.93	40.88	42.92
453	35.49	37.26	39.12	41.08	43.13
454	35.67	37.45	39.32	41.29	43.35
455	35.85	37.64	39.52	41.50	43.58
456	36.03	37.83	39.72	41.71	43.80
457	36.21	38.02	39.92	41.92	44.02
458	36.39	38.21	40.12	42.13	44.24
459	36.57	38.40	40.32	42.34	44.46
460	36.75	38.59	40.52	42.55	44.68

GLENN COUNTY PAY SCHEDULE

Range	Hourly Rate				
	Step A	Step B	Step C	Step D	Step E
461	36.93	38.78	40.72	42.76	44.90
462	37.11	38.97	40.92	42.97	45.12
463	37.30	39.17	41.13	43.19	45.35
464	37.49	39.36	41.33	43.40	45.57
465	37.68	39.56	41.54	43.62	45.80
466	37.87	39.76	41.75	43.84	46.03
467	38.06	39.96	41.96	44.06	46.26
468	38.25	40.16	42.17	44.28	46.49
469	38.44	40.36	42.38	44.50	46.73
470	38.63	40.56	42.59	44.72	46.96
471	38.82	40.76	42.80	44.94	47.19
472	39.01	40.96	43.01	45.16	47.42
473	39.21	41.17	43.23	45.39	47.66
474	39.41	41.38	43.45	45.62	47.90
475	39.61	41.59	43.67	45.85	48.14
476	39.81	41.80	43.89	46.08	48.38
477	40.01	42.01	44.11	46.32	48.64
478	40.21	42.22	44.33	46.55	48.88
479	40.41	42.43	44.55	46.78	49.12
480	40.61	42.64	44.77	47.01	49.36
481	40.81	42.85	44.99	47.24	49.60
482	41.01	43.06	45.21	47.47	49.84
483	41.22	43.28	45.44	47.71	50.10
484	41.43	43.50	45.68	47.96	50.36
485	41.64	43.72	45.91	48.21	50.62
486	41.85	43.94	46.14	48.45	50.87
487	42.06	44.16	46.37	48.69	51.12
488	42.27	44.38	46.60	48.93	51.38
489	42.48	44.60	46.83	49.17	51.63
490	42.69	44.82	47.06	49.41	51.88
491	42.90	45.05	47.30	49.67	52.15
492	43.11	45.27	47.53	49.91	52.41
493	43.33	45.50	47.78	50.17	52.68
494	43.55	45.73	48.02	50.42	52.94
495	43.77	45.96	48.26	50.67	53.20
496	43.99	46.19	48.50	50.93	53.48
497	44.21	46.42	48.74	51.18	53.74
498	44.43	46.65	48.98	51.43	54.00
499	44.65	46.88	49.22	51.68	54.26
500	44.87	47.11	49.47	51.94	54.54
501	45.09	47.34	49.71	52.20	54.81
502	45.32	47.59	49.97	52.47	55.09
503	45.55	47.83	50.22	52.73	55.37

GLENN COUNTY PAY SCHEDULE

Range	Hourly Rate				
	Step A	Step B	Step C	Step D	Step E
504	45.78	48.07	50.47	52.99	55.64
505	46.01	48.31	50.73	53.27	55.93
506	46.24	48.55	50.98	53.53	56.21
507	46.47	48.79	51.23	53.79	56.48
508	46.70	49.04	51.49	54.06	56.76
509	46.93	49.28	51.74	54.33	57.05
510	47.16	49.52	52.00	54.60	57.33
511	47.40	49.77	52.26	54.87	57.61
512	47.64	50.02	52.52	55.15	57.91
513	47.88	50.27	52.78	55.42	58.19
514	48.12	50.53	53.06	55.71	58.50
515	48.36	50.78	53.32	55.99	58.79
516	48.60	51.03	53.58	56.26	59.07
517	48.84	51.28	53.84	56.53	59.36
518	49.08	51.53	54.11	56.82	59.66
519	49.33	51.80	54.39	57.11	59.97
520	49.58	52.06	54.66	57.39	60.26
521	49.83	52.32	54.94	57.69	60.57
522	50.08	52.58	55.21	57.97	60.87
523	50.33	52.85	55.49	58.26	61.17
524	50.58	53.11	55.77	58.56	61.49
525	50.83	53.37	56.04	58.84	61.78
526	51.08	53.63	56.31	59.13	62.09
527	51.34	53.91	56.61	59.44	62.41
528	51.60	54.18	56.89	59.73	62.72
529	51.86	54.45	57.17	60.03	63.03
530	52.12	54.73	57.47	60.34	63.36
531	52.38	55.00	57.75	60.64	63.67
532	52.64	55.27	58.03	60.93	63.98
533	52.90	55.55	58.33	61.25	64.31
534	53.16	55.82	58.61	61.54	64.62
535	53.43	56.10	58.91	61.86	64.95
536	53.70	56.39	59.21	62.17	65.28
537	53.97	56.67	59.50	62.48	65.60
538	54.24	56.95	59.80	62.79	65.93
539	54.51	57.24	60.10	63.11	66.27
540	54.78	57.52	60.40	63.42	66.59
541	55.05	57.80	60.69	63.72	66.91
542	55.33	58.10	61.01	64.06	67.26
543	55.61	58.39	61.31	64.38	67.60
544	55.89	58.68	61.61	64.69	67.92
545	56.17	58.98	61.93	65.03	68.28
546	56.45	59.27	62.23	65.34	68.61

GLENN COUNTY PAY SCHEDULE

Range	Hourly Rate				
	Step A	Step B	Step C	Step D	Step E
547	56.73	59.57	62.55	65.68	68.96
548	57.01	59.86	62.85	65.99	69.29
549	57.30	60.17	63.18	66.34	69.66
550	57.59	60.47	63.49	66.66	69.99
551	57.88	60.77	63.81	67.00	70.35
552	58.17	61.08	64.13	67.34	70.71
553	58.46	61.38	64.45	67.67	71.05
554	58.75	61.69	64.77	68.01	71.41
555	59.04	61.99	65.09	68.34	71.76
556	59.34	62.31	65.43	68.70	72.14
557	59.64	62.62	65.75	69.04	72.49
558	59.94	62.94	66.09	69.39	72.86
559	60.24	63.25	66.41	69.73	73.22
560	60.54	63.57	66.75	70.09	73.59
561	60.84	63.88	67.07	70.42	73.94
562	61.14	64.20	67.41	70.78	74.32
563	61.45	64.52	67.75	71.14	74.70
564	61.76	64.85	68.09	71.49	75.06
565	62.07	65.17	68.43	71.85	75.44
566	62.38	65.50	68.78	72.22	75.83
567	62.69	65.82	69.11	72.57	76.20
568	63.00	66.15	69.46	72.93	76.58
569	63.32	66.49	69.81	73.30	76.97
570	63.64	66.82	70.16	73.67	77.35
571	63.96	67.16	70.52	74.05	77.75
572	64.28	67.49	70.86	74.40	78.12
573	64.60	67.83	71.22	74.78	78.52
574	64.92	68.17	71.58	75.16	78.92
575	65.24	68.50	71.93	75.53	79.31
576	65.57	68.85	72.29	75.90	79.70
577	65.90	69.20	72.66	76.29	80.10
578	66.23	69.54	73.02	76.67	80.50
579	66.56	69.89	73.38	77.05	80.90
580	66.89	70.23	73.74	77.43	81.30
581	67.22	70.58	74.11	77.82	81.71
582	67.56	70.94	74.49	78.21	82.12
583	67.90	71.30	74.87	78.61	82.54
584	68.24	71.65	75.23	78.99	82.94
585	68.58	72.01	75.61	79.39	83.36
586	68.92	72.37	75.99	79.79	83.78
587	69.26	72.72	76.36	80.18	84.19
588	69.61	73.09	76.74	80.58	84.61
589	69.96	73.46	77.13	80.99	85.04
590	70.31	73.83	77.52	81.40	85.47

This Page Intentionally Left Blank