

## Definition of COVID-19; How it Spreads; Symptoms

### 1. Introduce the topic

**Say:** Today we are going to talk about the new coronavirus, also called COVID-19, how it spreads, symptoms, how you can stay safe, and how we will keep you safe at work.

### 2. Discuss how the virus spreads

**Say:** COVID-19 is a virus that mainly affects the lungs and spreads from person to person. When someone with the virus breathes, talks, coughs, or sneezes, droplets with the virus can be breathed in by people nearby (within 6 feet).

Droplets can also land on surfaces like tables, handles, or tools. If you touch a surface and then touch your mouth, nose, or eyes before washing your hands, the virus can enter your body.

### 3. Discuss the symptoms of the virus

**Say:** The most common symptoms of the virus are fever, cough, and/or shortness of breath/difficulty breathing.

**Say:** Symptoms may occur 2-14 days after you've been close to someone who has the virus or touched a surface that had the virus on it and touched your face with unwashed hands. Some people may never show symptoms.

**Say:** If you have any of these symptoms or have been around someone who is sick:

- Call your healthcare provider first for instructions, before you go to the clinic, doctor's office, or hospital. Call emergency services (9-1-1) if you have difficulty breathing. *Consider providing numbers for local health centers or share this link as a resource: [findahealthcenter.hrsa.gov](https://findahealthcenter.hrsa.gov)*
- Do not come into work. If you start to feel symptoms while working, tell your supervisor immediately.
- Isolate yourself from other people as much as possible.
- Thoroughly clean and sanitize all surfaces in your home.

### 4. Review

**Ask:** Now to review, can you name some ways that the virus spreads? *Wait for responses.*

*Possible responses:*

- When someone with the virus: breathes, talks, coughs, sneezes
- When droplets land on a surface and I touch the surface and then my face without washing my hands.

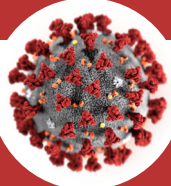
**Ask:** What should you do if you have symptoms? *Wait for responses.*

*Possible responses:*

- Call your healthcare provider, do not come to work, isolate yourself, clean and sanitize

**Say:** Scientists are learning more everyday about how COVID-19 spreads. As information changes, we will update you.





## General Prevention; Workplace Prevention

### 1. Introduce the topic

**Say:** Now we are going to talk about how to prevent COVID-19 and how we will reduce your risk at work.

### 2. Discuss personal prevention methods

**Say:** The best way to prevent getting sick is to avoid being exposed to the virus.

Some ways you can stay safe are:

- Wash your hands often with soap and water for 20 seconds (or the time it takes you to sing “Happy Birthday” twice). Wash in between your fingers and on the backs of your hands. Soap and water are best, but if they are not available, use hand sanitizer and rub hands until dry.
- Avoid touching your eyes, nose, and mouth.
- Avoid close contact. Stay at least 6 feet away from others when possible.
- Cover your mouth with a tissue when you cough or sneeze, then immediately throw the tissue away and wash your hands. Or cough or sneeze into your elbow, and wash your hands immediately.
- Wear a cloth face covering when you are in public to help protect those around you. Wash it daily. The face covering reduces the risk, but is not a substitute for physical distancing.
- Clean and disinfect surfaces often.

**Ask:** What are some ways you can protect yourself? *Wait for responses.*

*Possible responses:*

- Wash hands often
- Avoid close contact
- Cover your mouth and nose with a cloth face covering when around others
- Cover coughs and sneezes
- Clean and disinfect

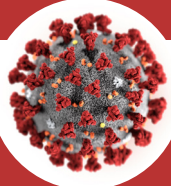
**Say:** You should follow these steps at home and at work. Remember, some people infected with the virus will not have symptoms.

### 3. Discuss workplace prevention methods

**Say:** At our workplace, we value your work and your health and we will help you to avoid exposure to the virus by:

- Checking to see if you have symptoms when you arrive at work and throughout the day. If you have any symptoms, tell your supervisor immediately.
- Cleaning and disinfecting surfaces that are touched often, such as shared tools, water spigots, bathroom handles, and handwashing stations.





# Coronavirus/COVID-19 Agricultural Employer Training Guide\*

- Adjusting our work practices as much as possible to allow for 6 feet of space between workers. *Consider using a tape measure to show a 6-foot distance and give examples of physical distancing practices for your workplace, such as reducing crew size, staggering break times, alternating rows.*
- Supplying clean water and soap to help you wash your hands when you arrive at work, before you leave work, before and after using the bathroom, before and after meal breaks, and whenever you come into close contact or share tools with others. *Consider pointing to new wash stations.*
- Encouraging you to maintain 6 feet of space from each other during work breaks and avoid contact such as handshakes or hugs.

**Ask:** What do you think are the challenges to do this, and how can we solve them? *Wait for responses. Be prepared to discuss new workplace safety ideas suggested by workers.*

**Say:** If you are at work and develop symptoms:

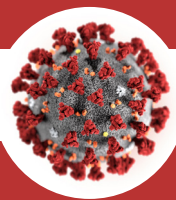
- Tell a supervisor immediately.
- You won't get into trouble for being sick, but we have to send you home because being close to your coworkers could make them sick.
- If it is an emergency, we will contact medical services and arrange transportation for you.
- You may be eligible for benefits through the Families First Coronavirus Response Act (FFCRA) or other leave and unemployment benefits. *Review resources on employer paid sick leave and other benefits available for work time lost due to illness or quarantine. DOL requires employers to post the notice about employee rights related to FFCRA at the worksite. Let your employees know where they can find the notice. Other resources to review:*
  - <https://www.dol.gov/agencies/whd/pandemic>
  - [https://www.edd.ca.gov/about\\_edd/coronavirus-2019.htm](https://www.edd.ca.gov/about_edd/coronavirus-2019.htm)

**Say:** Are there any questions?

## Additional Resources:

- **Cal/OSHA:**
  - <https://www.dir.ca.gov/dosh/Coronavirus/COVID-19-Infection-Prevention-in-Agriculture.pdf>
  - <https://www.dir.ca.gov/dosh/Coronavirus/COVID-19-Infection-Prevention-in-AgricultureSP.pdf>
- **CDC:**
  - <https://www.cdc.gov/coronavirus/2019-ncov/index.html>
  - <https://espanol.cdc.gov/enes/coronavirus/2019-ncov/index.html>
- **WCAHS:**
  - <https://aghealth.ucdavis.edu/covid19>
  - <https://aghealth.ucdavis.edu/es/covid19>





# Coronavirus/COVID-19 Agricultural Employee Training Sign-In

Employer Name: \_\_\_\_\_

Trainer Name and Contact Info: \_\_\_\_\_

## Training materials used, information covered:

- WCAHS Training Guide
- COVID-19 definition, how it spreads, symptoms, general prevention, workplace prevention

Location: \_\_\_\_\_ Date: \_\_\_\_\_

Print Name	Signature

